



Model 425/440/455

# Proven Solutions



**LANDOLL 425/440/455**  
**TRAVELING AXLE**





## Stability with Top Performance and Maneuverability

A photograph of a flatbed trailer with a wooden deck. The deck is wider than the one in the previous image. Red arrows point outwards from the center towards the edges of the deck, with the word "WIDER" in red capital letters between them. The trailer is parked on a gravel lot with buildings in the background.

- **Wider Main Beams**

Wider Undercarriage  
Wider Tilt Cylinder Mounts  
Wider Outer Beam Pivot Point

The 440 is a tandem axle, 40 ton capacity trailer available in lengths of 48', 53' and California legal 50'. The 440 can handle the toughest equipment including super low clearance pavers with an easy one-man operation.


The Model 455 rounds out the 400 series with triple axles and 55 ton capacity. Lengths available are 48', 50', 53' and California legal 50'. To maximize the load capacity, the 455 is STANDARD with a 60" axle spread.



Extremely valuable when loading in tight places where the truck trailer is jackknifed. The fifth wheel plate will release and pivot before any stress is placed on your tractor fifth wheel.



Each leg is operated independently from the front control panel allowing the operator to raise 62,000 lbs. up to 54' high matching docks, platforms and other trailers.



The greaseable rollers are removed from the outside of the machine and of maintenance. The rollers are hinged king rollers. The rollers have good maintenance and many years of

# Landoll 425/440/455

## *Delivering the Difference...*


### Ultimate Stability...

#### Low Clearance Upper Deck Transition

The **400 Series** four beam frame design is the backbone of a super versatile, solid piece of equipment. A wider main beam configuration adds that all-important factor of stability with **wider** undercarriage, tilt cylinder mounts and outer beam pivot points. Not only is the **400 Series** the finest trailer manufactured today, it gives you peace of mind in knowing that we stand behind our products with a **five year warranty**. Landoll has been manufacturing since 1963 and takes the guesswork out of purchasing a trailer to meet your toughest needs. Landoll manufactures the entire trailer line in a state-of-the-art production facility.

#### Powder Coat Paint

Landoll is the **only** trailer manufacturer to offer powder coat paint on an entire large trailer frame as a standard feature. The benefits of powder coat include a uniform, durable, high-quality and attractive finish which is more resistant to the salt and chemicals used on winter roads. Six standard colors are available with options for special color requests. The powder paint process begins with surface preparation, which is done in a 400° oven to help purge the oils and other contaminants found on raw steel. The metal is then **steel shot blasted** to a bright, smooth finish for superior paint adhesion. A zinc-rich **powder primer** is applied prior to painting the entire frame with one of six standard TGIC polyester powder coat colors. The powder is applied approximately 4 mils thick while the frame is being rotated 360° ensuring even and complete coverage. The frame is then moved to the baking oven where they are baked simultaneously for approximately 1½ hours.



#### • Slope Transition


Another outstanding feature on all **400 Series** is the super low clearance on the upper deck transition. This makes loading manlifts, forklifts, and other difficult, low clearance equipment easy to load onto the upper deck.

❖ **Buying a Landoll means you get the total package.** A great trailer packed with features such as low loading angle, ease of operation, superior quality and the highest retained resale value in the market today. With a Landoll you can have the highest *return on investment* and the lowest cost of ownership.



#### Pivot Pin

The pivot pin is easily accessible on the side of the trailer for ease of maintenance. All cylinder anchors, pin plate and undercarriage grease zerks. High quality grease zerks improves performance for the entire trailer.



#### • Tie Downs, Front Roller, and Traction Plate

Standard tiedowns are combination stake pocket "gotchas" for securement of equipment. The standard slope roller and steel wear plate act as a barrier against rubbing and prevent extra wear on the winch cable. The exclusive Landoll traction plate provides superior grip when loading onto the upper deck.



#### • Rigid Flat Approach Plate

Is fully supported by the four main beams of the trailer. It allows the entire trailer bed to become one single, even plane for safe loading from the ground or at dock height.

# Standard & Optional Equipment/Features

## Model 425/440/455 Traveling Axle Trailer

S-Standard O-Optional

MODEL 425	25 TON	50,000#
MODEL 440	40 TON	80,000#
MODEL 455	55 TON	110,000#
<b>MAIN FRAME</b>		
- Fabricated 80,000 and 100,000# PSI Yield Beams	S	S S
- Four Beam Design	S	S S
<b>KING PIN SETTING</b>		
- 21" Setting	S	S S
- 83.5" Swing Clearance	S	S S
- 2" 5th Wheel King Pin Hitch	S	S S
<b>CROSSMEMBERS</b>		
- Alternating 4" and 3" Jr. I-Beam on 9" Centers		S
- Alternating 4" and 3" Jr. I-Beam on 8" Centers	S	
- 4" Jr. I-Beam on 8" Centers	S	
<b>WINCH</b>		
- 12,000# Worm Gear with Spring Tension & 85' of ½" Cable	S	S S
- 20,000# Worm Gear with Spring Tension & 85' of ⅝" Cable	O	O O
- Wireless Remote Control	O	O O
<b>DECK AND FEATURES</b>		
- 102" Wide	S	S S
- Deck Rating 40,000# in 16 ft.		S
- Deck Rating 50,000# in 10 ft.	S	
- Deck Rating 70,000# in 10 ft.	S	S S
- 90° Slope Drop	S	S S
- 37" Deck Height (Loaded)	S	S S
- 1⅝" Apitong Hardwood Deck	S	S S
- Aluminum Pullouts to 13' Wide	O	O O
- 7.5° Load Angle		S
- 6.5° Load Angle	S	S
<b>ACCESSORIES</b>		
- Flat Approach Plate with Six Key Hole Tie Downs	S	S S
- Automatic Slack Adjusters	S	S S
- Main Deck Center Slope Roller	S	S S
- Upper Deck Slope Rollers	O	O O
<b>TIE DOWNS/CHAIN GOTCHAS</b>		
- Double Keyhole Chain Slots with Square Stake Pockets on 24" Centers	S	S
- Double Keyhole Chain Slots & Stake Pockets on 16" Centers		S

MODEL 425	25 TON	50,000
MODEL 440	40 TON	80,000#
MODEL 455	55 TON	110,000#
<b>TOOL BOX</b>		
- Twin Side Mounted in Upper Deck with Lockable Doors 7" H x 34" W x 29" D Inside with 6.5" H x 11½" W x 29" D Opening	S	S S
<b>PARKING STANDS</b>		
- Pin Drop	O	O O
- Jost Two Speed Landing Gear	S	S S
<b>SUSPENSION/AXLES</b>		
- Neway Air Ride RLU228 22,500# Capacity	S	S S
- Dock Level Hyd 62,000# Capacity (NA with low pro tires)	O	O O
- Centralized Grease System	S	S S
- 25,000# Tandem Axles, Dual Tire, Oil Bath Bearings	S	S S
<b>BRAKES</b>		
- 12.25 x 7.5 Full Air/Spring Brakes ABS, 4S2M	S	S S
<b>TIRES/RIMS</b>		
- 235/75R 17.5 Double Coin Tires	S	S S
- Tire Inflation System	O	O O
- 17.5 X 6.75 Tubeless Rims	S	S S
<b>HYDRAULIC HOOK UP</b>		
- Hydraulic Quick Couplers/2500 PSI-17GPM	S	S S
<b>LIGHTS</b>		
- Grote "SuperNova" LED-10 Year Warranty, Grote "Ultra Blue Seal" Wiring Harness 7 Year Warranty	S	S S
- Center Mounted Side Turn Signal	S	S S
<b>FINISH/COLOR</b>		
- Steel Grit Shot Blast to Bright Metal	S	S S
- Zinc Rich Primer	S	S S
- TGIC Polyester Powder Coat	S	S S
- Red, Green, Blue, White, Black, Yellow		
<b>WEIGHT (ESTIMATED)</b>		
- 425-41' 16,800# +/-3%		S
- 440-48' 17,100# +/-3%	S	
- 455-48' 22,800# +/-3%	S	
<b>MORE OPTIONS AVAILABLE -- CONSULT FACTORY</b>		

Landoll feels you deserve a money saving feature like the **centralized grease system**. This standard feature allows your service technician to easily service most greaseable points on the axles and undercarriage from one location (including the slack adjusters and camshaft bearings). Good maintenance practices increase service life on replacement parts and reduce downtime. *Demand this important feature!*



Specifications subject to change without notice. Pictures may show optional equipment.

**Call 1-800-428-5655**  
Proven Solutions



316 West Milwaukee, PO Box 511  
New Hampton, IA 50659  
P: (800)222-6047 | F: (641)394-4044  
E: zips@zips.com | W: Zips.com

FAX 785-562-4893 • [www.landoll.com](http://www.landoll.com)

**Remember: Quality is Always a Bargain!**



L-425-440-455/1013