



MODEL 835 E / 855 E DETACHABLE GOOSENECK PC COMBO



Electric Hydraulic Power Lift System with Full Width Ramp



Easily Loads, Lifts, Boom Lifts, Forklifts, Pavers, Rollers and Brooms with the Ramp Master HPL - FW

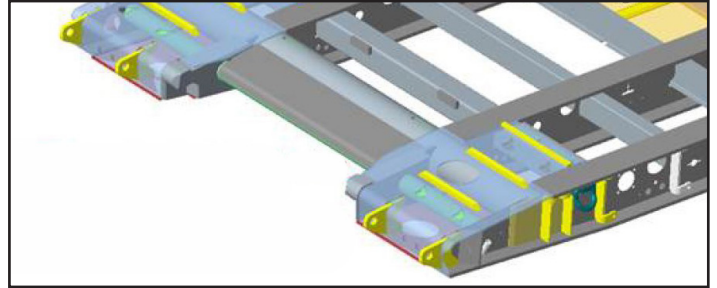
Proven Solutions for Your Hauling Needs!
1-800-428-5655 | www.landoll.com/trailers



FRONT APPROACH OPTIONS



Base Standard Approach



Pivots for Manual Ramps, Double Outrigger Bracket, "D" Ring * Traction Bars



Assist Ramp, Pin Front Approach




24" Flip Over Ramp, Construction Style, Includes Pivot Pins



Bi-Fold Paver Ramp, Paver Style - Track Area, Includes Pivot Pins



Bi-Fold Paver Ramps



Two Center Aluminum Wood Filled Ramps



One Center Aluminum Wood Filled Ramp, with Gooseneck Storage Rack



Ramp Master HPL - FW



Ramp Master HPL - FW

Extra Crossmembers (Full Width) Recommended For All Forklift Activity

TRUNNION OPTIONS



Trunnion with No Options



835 Rear Trunnion - 50" Spread (54" or 60" Spread N/A)

Boom Trough Cover (Not Available with PC-Combo, Center Filler for Trunnion)
Flip Third Axle Assembly (60" Axle Spacing)
Provision for Hydraulic Flip (Adds Components for Rear Trunnion and Bumper)
Hydraulic Flip for Flip Axle Assembly
Full Covered Wheel Area 1/8" Tread Plate (Non-Weight Bearing) Boom Trough Remains Open
Full Covered Wheel Area 1/4" Plate (Weight Bearing) Boom Trough Remains Open
Steel Bolt-On Wheel Covers (Per Axle) (Weight Bearing) for 255/70R 22.5 Only
Bolt-On Poly Fenders (2 Axle) (Non-Weight Bearing)
Bolt-On Poly Fenders for Flip

855 Rear Trunnion - 54" Spread (50" or 60" Spread N/A)

Full Covered Wheel Area 1/4" Smooth Plate (Weight Bearing) 255/70R 22.5 Tires (Weight-614 lbs. Each)
Center Filler Deck for Trunnion (Wood Filled-Level with Wheel Covers) (Weight-700 lbs.)
Bucket Trough Filler (Drop in Place) (Weight-450 lbs.)
Paver Trunnion Slope Filler (Wood Covered) (Weight-625 lbs.)



Bucket Trough Filler



Center Filler Deck for Trunnion



Paver Trunnion Slope Filled



Full Covered Wheel Area



Standard & Optional Equipment / Features

Model 835E / 855E PC Combo



S=Standard O=Optional

MODEL 855E-PC	55 TON	110,000 lbs.
MODEL 835E-PC	35 TON	70,000 lbs.
MAIN FRAME		
- Fabricated 11 $\frac{3}{8}$ " Beam, 100,000 PSI	S	
- Fabricated 13" Beam, 100,000 PSI		S
KINGPIN SETTING		
- 15"	S	
- Dual Pins 15" and 33"		S
CROSSMEMBERS		
- 6" High Tensile I-Beams on 21 $\frac{3}{4}$ " Centers	S	
- 8" High Tensile I-Beams on 24" Centers		S
GOOSENECK, DECK AND ACCESSORIES		
- 3rd Axle Ready	S	
- 4th Axle Ready		S
- 12" Swing-Out Outriggers	S	S
- Half Front Bolster with Traction Bars	S	S
- Lowered Bolster Between Tires	S	S
- HD Sloped Front Approach with Traction Bars	S	S
- 6' Recessed Bucket Trough at Rear of Lower Deck		S
- Open Boom Trough with "V" Type Bumper	S	S
- Three Pair Flag Holders	S	S
- Centralized Grease System - All Axles	S	S
DECK AND FEATURES		
- 102" Wide	S	S
- 1 $\frac{1}{2}$ " Nominal Apitong Track Area	S	
- Full 2" Apitong Track Area		S
LIFT CYLINDERS		
- Horizontally Mounted	S	S
SWING CLEARANCE		
- 84"	S	
- 90" and 108"		S
LOADED GROUND CLEARANCE		
- 6.5"	S	S
LOADED MAIN DECK HEIGHT		
- 18"	S	
- 19.5"		S
TIE DOWNS / CHAIN GOTCHAS		
- (22) Total, All Angled "D" Rings, 7 Each Side Lower Deck, 1 on the End of Each Bolster, 2 at Rear of Lower Deck, 2 at Top of Rear Slope, 2 at Rear Trunnion	S	
- (22) Total, All Angled "D" Rings, 6 Each Side Lower Deck, 1 on the End of Each Bolster, 2 at Rear of Lower Deck, 2 at Top of Rear Slope, 2 at Rear Trunnion		S

MODEL 855E-PC	55 TON	110,000 lbs.
MODEL 835E-PC	35 TON	70,000 lbs.
STORAGE AREA		
- (1) Between Main Frame at Rear of Lower Deck (41"W x 21"L x 6"D)	S	
- (1) Between Main Frame at Front of Lower Deck (41"W x 24"L x 10"D)		S
SUSPENSION / AXLES		
- Neway Air Ride, 25,000 lb. Capacity with Mechanical Ride Height Control Valve	S	S
- (2) 25,000 lb. Dual Tire, Oil Bath Bearings, 50" Spacing		S
- (3) 25,000 lb. Tandem Dual Tire, Oil Bath Bearings		S
- 50" Spacing on 48'		S
- 54" Spacing on 53'		S
- Automatic Slack Adjusters - All Axles	S	S
- Prepped for Air Inflation	S	S
BRAKES		
- 16.5x7 Full Air with Spring Brakes ABS 4S2M	S	S
TIRES / RIMS		
- 255/70R 22.5 Double Coin LRH	S	S
- 22.5 x 8.25	S	S
- Hub Pilot / Steel Outboard Brake Drums	S	S
HYDRAULIC HOOK UP		
- Hydraulic Quick Couplers 2,500 PSI - 20 GPM at Controls, 50 GPM Max	S	S
LIGHTS		
- Grote MicroNova® LED with Clear Lens (10-Year Warranty)	S	S
- Grote "Xtreme" Wiring Harness (7-Year Warranty)	S	S
FINISH / COLOR		
- Steel Grit Shot Blast to Bright Metal / 400° Bake	S	S
- Zinc Rich Powder Primer	S	S
- TGIC Polyester Powder Coat White, Black, Yellow, Blue, Red, Green, Sapphire Blue, Dark Gray	S	S
WEIGHT (BASE)		
48' - 835-PC - TBD	S	
51' - 835-PC - 17,740 lbs. +/- 3%	S	
53' - 855-PC - 23,900 lbs. +/- 3%		S
ESTIMATED WEIGHTS		

Pictures and content may include optional equipment and/or standard features that may not be standard on all models. Specification and design subject to change without notice. Weights and measurements are best estimates and should not be treated as actual. There are other features and optional equipment available. If you have any questions, consult the factory. Capacity ratings are frame capacities only. Actual load capacities may be restricted by factors such as gross axle weight ratings (GAWR) or state and federal regulations.

Call 1-800-428-5655

Proven Solutions for Your Hauling Needs!




www.landoll.com/trailers

1900 North Street | Marysville, KS 66508 | Ph: 785-562-5381 | Fax: 888-293-6779


Remember: Quality is Always a Bargain!

Scan for More!





GALVANIZING ***OPTION***
GALVANIZING
AVAILABLE ON ALL TRAILERS



Proven Solutions for Your Hauling Needs!
1-800-428-5655 | www.landoll.com/trailers





Galvanizing Option for Corrosion Resistance



Call 1-800-428-5655

Proven Solutions for Your Hauling Needs!

www.landoll.com/trailers

1900 North Street | Marysville, KS 66508 | Ph: 785-562-5381 | Fax: 888-293-6779

Remember: Quality is Always a Bargain!

Scan for More!

