





MODEL LT1016 A UTILITY TAG TRAILER



A 6" channel iron frame under the main frame for superior strength. A solid formed 6" height headboard for protection. (Stake pockets shown for optional removable sideboards)

Proven Solutions for Your Hauling Needs!
1-800-428-5655 | www.landoll.com/trailers





Standard & Optional Equipment / Features

Model LT1016A Utility Tag Trailer



S=Standard O=Optional

MODEL LT1016A TILT DECK	
DIMENSIONS	S
- 16' Flat Deck	S
- 22" Loaded Deck Height	S
- 80" Wide Between Fenders	S
- 102" O/A Width	S
CAPACITY	S
- 10,000 lbs.	S
- 2,700 lb. Trailer Weight	S
- 12,700 lb. GVWR	S
MAIN FRAME	S
- 6" Channel	S
- 4" Jr. I-Beam, 80,000 PSI Yield on 24" Centers	S
- 6" Channel Hitch Frame	S
- Tool Box Under Deck	S
AXLES	S
- (2) 6,000 lb. Torflex, E-Z Lube	S
TIRES AND BRAKES	S
- LT235/80R16 LRE	S
- Both 12"x2" Electric Brakes	S
DECK	S
- 2" Nominal CA-B Cooper Azole Treated Pine	S
- (4) 5/8" D-Rings	S
- Stake Pockets 2 per Side	S
- Sideboards	O
TILT DECK	S
- 2 1/2" x16" Cushion Cylinder	S
- Approach Plate Landoll Traction Plate	S
- Load Angle 12.4°	S
ACCESSORIES	S
- Fenders - HD 14 Gauge with Back	S
- Steps with Anti-Skid Tape	S
- White, Black or Yellow Powder Coat Paint	S
- 8,000 lb. Ramsey Electric Winch	O
- Spare Tire Carrier	O
PHOTOS MAY SHOW OPTIONAL EQUIPMENT	

Pictures and content may include optional equipment and/or standard features that may not be standard on all models. Specification and design subject to change without notice. Weights and measurements are best estimates and should not be treated as actual. There are other features and optional equipment available. If you have any questions, consult the factory. Capacity ratings are frame capacities only. Actual load capacities may be restricted by factors such as gross axle weight ratings (GAWR) or state and federal regulations.



The hitch adjusts from 12" to 24" vertically.



Loading angle as low as 12.4°.



A full-width rear light bar and Landoll traction plate makes loading small wheel machines efficient.



The cushion cylinders tilt the bed to ground position and back to transport position smoothly.



A heavy-duty bed lockdown with safety latch firmly secures the bed in transport position.



14-gauge molded fenders and anti-slip steps for strength and safety.

Call 1-800-428-5655

Proven Solutions for Your Hauling Needs!

www.landoll.com/trailers

1900 North Street | Marysville, KS 66508 | Ph: 785-562-5381 | Fax: 888-293-6779


Remember: Quality is Always a Bargain!

Scan for More!





GALVANIZING ***OPTION***
GALVANIZING
AVAILABLE ON ALL TRAILERS



Proven Solutions for Your Hauling Needs!
1-800-428-5655 | www.landoll.com/trailers





Galvanizing Option for Corrosion Resistance



Call 1-800-428-5655

Proven Solutions for Your Hauling Needs!

www.landoll.com/trailers

1900 North Street | Marysville, KS 66508 | Ph: 785-562-5381 | Fax: 888-293-6779

Remember: Quality is Always a Bargain!

Scan for More!

