



MODEL LT1420 / LT1422 UTILITY TAG TRAILER



Toolbox



Deck Lock Latch



Gooseneck Connected to Hitch

Proven Solutions for Your Hauling Needs!
1-800-428-5655 | www.landoll.com/trailers





Standard & Optional Equipment / Features

Model LT1420/LT1422 Utility Tag Trailer




S=Standard O=Optional

MODEL LT1422 TILT DECK		
MODEL LT1420 TILT DECK		
DIMENSIONS		
- 20' Flat Deck	S	S
- 22' Flat Deck	S	S
- 22" Loaded Deck Height	S	S
- 82½" Wide Between Fenders	S	S
- 102" O/A Width	S	S
CAPACITY		
- 14,000 lbs.	S	S
- 4,400 lb. Trailer Weight	S	S
- 18,400 lb. GVWR	S	S
- 4,700 lb. Trailer Weight	S	S
- 18,700 lb. GVWR	S	S
MAIN FRAME		
- 7" Channel	S	S
- 4" Jr. I-Beam, 80,000 PSI Yield on 12" Centers	S	S
- 6½" Fabricated Pintle Hitch Frame	S	S
- Tool Box Under Deck	S	S
AXLES		
- (2) 8,000 lb. Torflex, E-Z Lube	S	S
TIRES AND BRAKES		
- 215/75R 17.5 LRH	S	S
- Both 12¼"x3¾" Electric Brakes	S	S
DECK		
- 2" Nominal CA-B Cooper Azole Treated Pine	S	S
- (4) 5/8" D-Rings	S	S
- Stake Pockets 2 per Side	S	S
- Sideboards	O	O
- 1¾" Apitong Wood	O	O
TILT DECK		
- 2½" x16" Cushion Cylinder	S	S
- Approach Plate Landoll Traction Plate	S	S
- Load Angle 12.1°	S	S
- Load Angle 9.7°	S	S
ACCESSORIES		
- Fenders - HD 14 Gauge with Back	S	S
- Steps with Anti-Skid Tape	S	S
- White, Black or Yellow Powder Coat Paint	S	S
- 8,000 lb. Ramsey Electric Winch	O	O
- Spare Tire Carrier	O	O
HITCH		
- 3" Pintle Eye	S	S
- 2 5/16" Ball	O	O
- 12K Jack Stand	S	S




Tilt Cylinder & Frame



Accumulator and Valve



Jack Stand



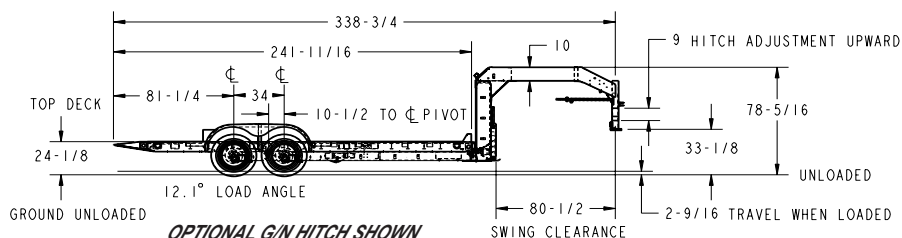
Step with Anti-Skid Tape



Lights



Stake Pocket and D-Ring



Pictures and content may include optional equipment and/or standard features that may not be standard on all models. Specification and design subject to change without notice. Weights and measurements are best estimates and should not be treated as actual. There are other features and optional equipment available. If you have any questions, consult the factory. Capacity ratings are frame capacities only. Actual load capacities may be restricted by factors such as gross axle weight ratings (GAWR) or state and federal regulations.


Call 1-800-428-5655

Proven Solutions for Your Hauling Needs!

www.landoll.com/trailers


1900 North Street | Marysville, KS 66508 | Ph: 785-562-5381 | Fax: 888-293-6779

Remember: Quality is Always a Bargain!





GALVANIZING ***OPTION GALVANIZING***
AVAILABLE ON ALL TRAILERS






Proven Solutions for Your Hauling Needs!
1-800-428-5655 | www.landoll.com/trailers





Galvanizing Option for Corrosion Resistance



Pictures and content may include optional equipment and/or standard features that may not be standard on all models. Specification and design subject to change without notice. Weights and measurements are best estimates and should not be treated as actual. There are other features and optional equipment available. If you have any questions, consult the factory. Capacity ratings are frame capacities only. Actual load capacities may be restricted by factors such as gross axle weight ratings (GAWR) or state and federal regulations.

Call 1-800-428-5655

Proven Solutions for Your Hauling Needs!

www.landoll.com/trailers

1900 North Street | Marysville, KS 66508 | Ph: 785-562-5381 | Fax: 888-293-6779

Remember: Quality is Always a Bargain!

