

Vulcan®

HEAVY DUTY 304 INTEGRATED 249

EURO OPTION



Standard Features

- Dual Control Stations w/Direct Link Activated Levers
- Pressure Gauges
- Hour Meter
- Hydraulic Pump
- Independent Hydraulic Rear Spades
- Pavement Pads (n/a with Flipper Feet)
- Tailboard D-Rings
- Safety Chain in Rear Pockets
- Tailboard Fork & Tie-down Chain Storage
- Tailboard Recovery Anchors
- Air & Electric Hook Up

Body Features

- Aluminum Modular Body w/Rubber Mounting Isolators
- LED Body Lighting
- LED Tool Compartment Lighting
- Gas Door Shocks
- Chrome Double Action Latches w/Remote Lock/Unlock
- Adjustable Shelves
- Lift Fork Storage
- Chain Storage
- Aluminum Tread-Plate Walkway
- Mud Flaps

Underlift Features

- Patented Power Tilt
- Hydraulic Fold
- 3-Stage Design
- 12 FXN Wireless Remote Control with Charging/Docking Station
- Low Profile 70° Pivoting Heavy Duty Fabricated Cross Bar
- Low Profile Fork Holders
- **9 Sets of Cast Steel Forks:**
Short Axle Fork, 3" Short, 3" Medium 3" Tall, 4.5" Short, 4.5" Medium, 4.5" Tall, 6" Short Offset, Round Axle Fork
- Pivoting Spring Lift Adaptors
- Chain Hook End Caps
- King Pin Tow Plate

Boom Features

- Power Elevation
- Power Extension
- 360° Sheave Head
- Cable Tie Backs
- Spherical Bearings in Main Boom
- Dual 2-Speed Planetary Winches
- Cable Tensioners
- Winch Air Free Spool

Optional Features

- Air Shift P.T.O.
- PolyBilt Body
- MVEC Power Distribution
- Light Pylon
- Euro Stinger -144" (V-70/V-100 only)
- Multi-Position Flipper Feet
- Rear Outtrigger
- Heavy Duty Tire Lift
- Tire Lift Storage Brackets
- Fork Risers
- Pintle Hook Attachment
- 5th Wheel Plate (Requires Pintle Hook Attachment)
- King Pin Attachment (Requires Pintle Hook Attachment)
- Trailer Ball Adapter (Requires Pintle Hook Attachment)
- Additional Lift Forks
- Underlift Light Kit (LED)
- Additional Lighting
- Side Work Lights
- Chain Package
- Endless Loop Sling Package
- Screw Pin Shackle Kit
- Spreader Bars
- Tailboard Underlift Controls
- 3 or 4 Drawer Toolbox
- Washdown Sink
- Snatch Blocks
- Wide Load Light Bar
- Dual Camera & Monitor
- Convenience Groups
- Aluminum Dress Up Kits
- Installation

Boom Specifications

Model	Boom Structural Rating (S.A.E.)		Boom Angle	Maximum Hook Height (inches)	Hydraulic Boom Extension (inches)
	Retracted 30°	Extended 30°			
NV-50	50,000 lbs.	15,000 lbs.	30°	228"	120"
V-70	70,000 lbs.	28,000 lbs.	35°	233"	120"
V-100	100,000 lbs.	35,000 lbs.	35°	248"	144"
V-100 (3-Stage)	100,000 lbs.	18,000 lbs.	35°	304"	216"

All ratings are based on structural factors only, not vehicle capacities or capabilities. Specifications shown are approximations and may vary depending on chassis selected. Miller Industries Towing Equipment Inc. reserves the right to change or modify product and or specifications without notice or obligation. Some equipment shown is optional.

*All Recommendations are minimums. Heavier specifications may be required depending on chassis and equipment weight.

The outside frame rails of chassis extending behind the cab must be free of fuel tanks, air tanks, battery boxes, etc.

Underlift Specifications

Model	Extended Underlift	Retracted Underlift	Tilt Arc	Tow Rating
NV-50	15,000 lbs. @ 115"	25,000 lbs. @ 53"	18°	80,000 lbs.
V-70	16,000 lbs. @ 116"	35,000 lbs. @ 60"	18°	80,000 lbs.
V-70 (Euro-Stinger)	16,000 lbs. @ 144"	35,000 lbs. @ 67"	18°	80,000 lbs.
V-100	18,000 lbs. @ 116"	55,000 lbs. @ 60"	18°	80,000 lbs.
V-100 (Euro-Stinger)	18,000 lbs. @ 144"	55,000 lbs. @ 67"	18°	80,000 lbs.

Chassis Recommendations

Model	Front Axle (lbs.)	Rear Axle (lbs.)	Clear C.A. / C.B.	After Frame from Center of Rear Axle	R.B.M. (in./lbs.)
NV-50 (Single Axle)	12,000	21,000	156" to 186" C.A.	36 1/2"	1,650,000
V-70	12,000	40,000	156" to 200" C.B.	36"	2,250,000
V-100	14,600	40,000	156" to 200" C.B.	36"	3,000,000

Winch Specifications

Model	Winch Capacity	Winch Type	Cable Specifications
NV-50	25,000 lbs.	Dual Planetary Winch	5/8" x 200' I.W.R.C.
V-70	35,000 lbs.	Dual Planetary Winch	3/4" x 200' I.W.R.C.
V-100 (3-Stage)	50,000 lbs.	Dual Planetary Winch	5/8" x 250' I.W.R.C.

Body Specifications

Model	Common Body Configuration	Additional Body Configurations
NV-50 (Single Axle)	156" C.A.	186" C.A.
V-70 / V-100 (Tandem)	160" C.B.	180" / 200" / 220" C.B.
V-70 / V-100 (Tri-Axle)	180" C.B.	200" / 220" C.B.
SP 850-XP (Tri-Axle)	180" C.B.	200" C.B.

Miller
INDUSTRIES

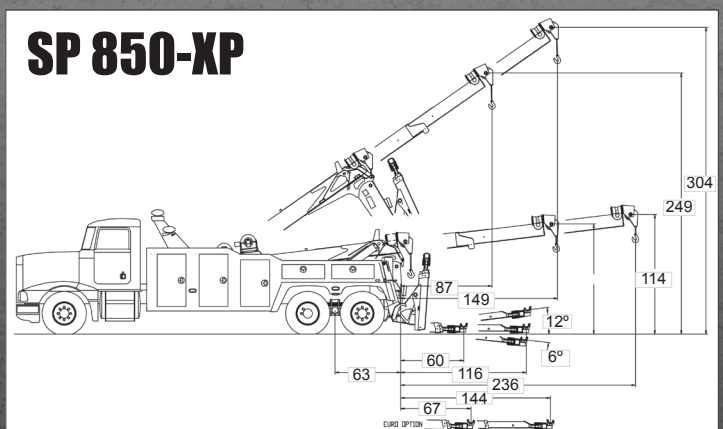
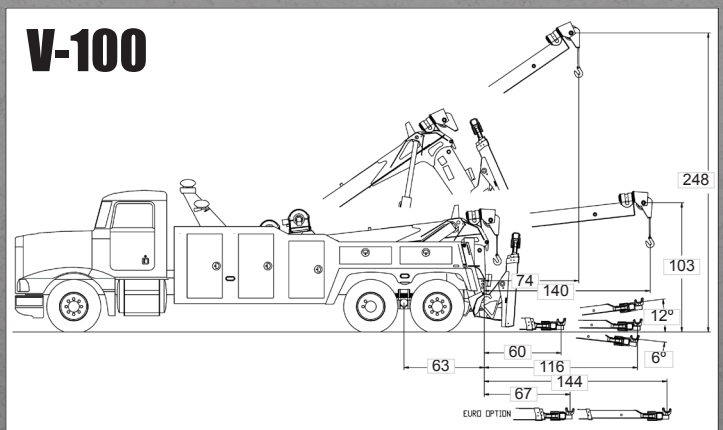
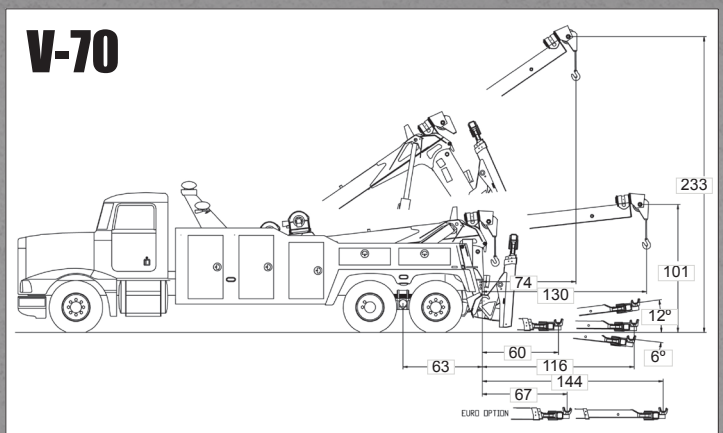
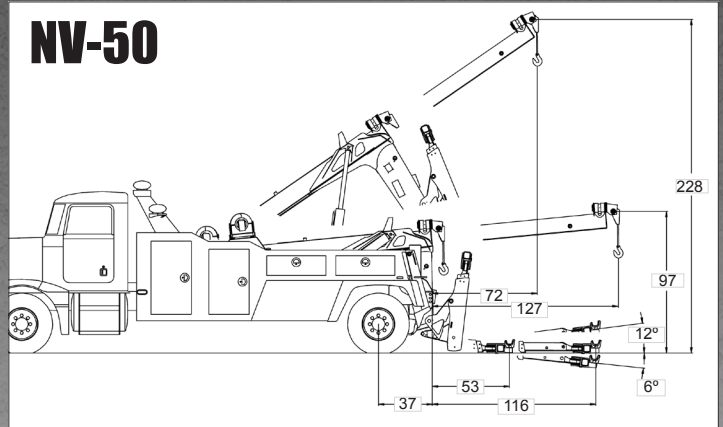
©2007 Miller Industries Towing Equipment Inc.
All Rights Reserved.

ZIP'S TRUCK
EQUIPMENT INC.

800-222-6047

www.zipsc.com

Innovative • Durable • Brutally Tough





The newly designed aluminum body provides spacious, modular tool compartments with features that include keyless entry, washable floors, adjustable shelves, rear tailboard fork storage, along with chain racks and fork holders. Other popular options include a 7-drawer tool box, folding sink, and fold-down storage brackets for the heavy-duty tire lift.





Illuminated manual controls, winch air-free spools, and pressure gauges are standard on the drivers & passenger side control stations.



The rear tailboard provides quick access to a pair of lifting forks, air & electrical hook-ups and safety chains, along with the optional tailboard underlift controls.



Vulcan's independent rear spades provide a wide foot-print and are now available with multi-position flipper feet. The new multi-position flipper foot option can be configured in three different positions, a flat foot, spade, or shovel to provide sure footing of your unit on a variety of different surfaces.



For difficult-to-tow vehicles, the 3-stages of the underlift are fabricated of high-tensile steel to provide additional reach while maintaining a low profile without sacrificing strength. The optional Euro Stinger for a V-70 or V-100, shown here, gives you an extended reach of 144" without sacrificing the low profile of the underlift.



The Vulcan PolyBilt body option features include brushed aluminum roll-up doors with remote lock/unlock, adjustable poly shelving, chain racks lift fork storage.

