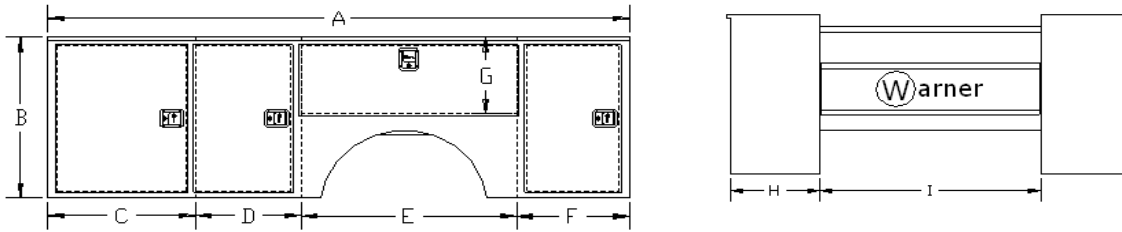




Distributor Price List
 Effective: June 1, 2017
 (Prices subject to change
 without notice at the sole
 discretion of Warner Bodies)

Select II Bodies



Definitions
M= Vertical Doors Fron & Back
I- Veritcal Doors Front and Horizontal Doors back
SW = Single Wheel
DW= Dual Wheel
U= Universal
F = Ford
G= Chevy /GMC

Select II Bodies													Galvaneal		Aluminum	
Body Model	CA	Chassis Make	Wheel	A	B	C	D	E	F	G	H	I	Wt		Wt	
S2-98-M-SW-F	56"	Ford	SW	98	40	32	N/A	42	24	19	15	49.75	1,112		744	
S2-98-M-SW-G	56"	GM	SW	98	40	32	N/A	42	24	19	15	49.75	1,130		760	
S2-98-M-SW-D	56"	Dodge	SW	98	40	32	N/A	42	24	19	15	49.75	1,112		760	
S2-98-M-DW-F	56"	Ford	DW	98	40	32	N/A	42	24	19	21	52	1,225		823	
S2-98-M-DW-G	56"	GM	DW	98	40	32	N/A	42	24	19	21	52	1,250		823	
S2-98-M-DW-D	56"	Dodge	DW	98	40	32	N/A	42	24	19	21	52	1,225		823	
S2-108-M-SW-F	60"	Ford	SW	108	40	33.5	N/A	49	25.5	19	15	49.75	1,295		806	
S2-108-M-SW-G	60"	GM	SW	108	40	33.5	N/A	49	25.5	19	15	49.75	1,295		806	
S2-108-M-SW-D	60"	Dodge	SW	108	40	33.5	N/A	49	25.5	19	15	49.75	1,295		808	
S2-108-M-DW-F	60"	Ford	DW	108	40	33.5	N/A	49	25.5	19	20	54	1,365		903	
S2-108-M-DW-G	60"	GM	DW	108	40	33.5	N/A	49	25.5	19	20	49.75	1,365		903	
S2-108-M-DW-D	60"	Dodge	DW	108	40	33.5	N/A	49	25.5	19	20	54	1,365		903	
S2-132-M-DW-F	84"	Ford	DW	132	40	33.5	24	49	25.5	19	20	54	1,725		1,059	
S2-132-M-DW-G	84"	GM	DW	132	40	33.5	24	49	25.5	19	20	49.75	1,725		1,059	
S2-132-M-DW-D	84"	Dodge	DW	132	40	33.5	24	49	25.5	19	20	54	1,725		1,059	

* All models include

- Mounting kit +hardware
- Premium USA Made Eberhard Stainless-steel rotary latches
- Gas shocks on all vertical doors
- Standard shelving package
- (1) Polished fuel-fill - (see page 15 for additional fuel fills)
- 12" Slam Action tailgate
- Automotive door rubber (installed)

* All models available in low profile version at no additional charge

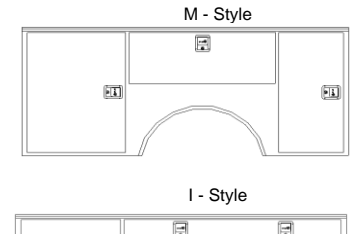
* All models available with "I" style compartmentation in lieu of "M" style compartmentation for extra..... driver's side only:.....

see picture on right

passenger side only:.....

both sides:.....

Galvaneal	Aluminum

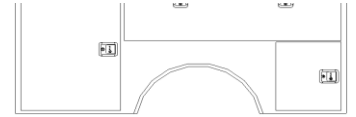


Note: Models and prices are for current model chassis only.

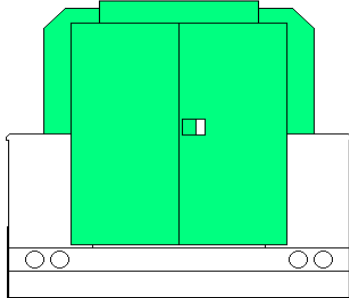
Note: Aerial reinforcements are required for bodies that will be used with an aerial devise; Please request a custom quotation.

Note: Off-road mounting kits are required for bodies that will be used on any terrain other than flat roads

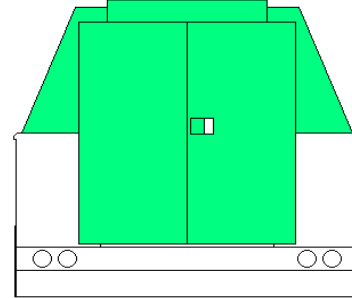
Note: Pricing is F.O.B. Warner Bodies, Elwood, IN. Prices and specifications are subject to change without notice. State and local taxes are not included.



Enclosed top construction and options



Straight side enclosed top



Slope side enclosed top

Straight Sided Enclosed Top

Body Length	54" Inside Height Dual Rear Wheel			60" Inside Height Dual Rear Wheel			72" Inside Height Dual Rear Wheel		
	Part #	Galvaneal	Aluminum	Part #	Galvaneal	Aluminum	Part #	Galvaneal	Aluminum
98"	RN01166			RN01169			RN01172		
108"	RN01167			RN01170			RN01173		
132"	RN01168			RN01171			RN01174		

Enclosed top manufactured on top of utility body during production
Includes rear doors, retainer rails on compartment tops, and (1) full length shelf above compartments on each side, overcenter spring door check/hold

Slope Sided Enclosed Top

Body length	54" Inside Height Dual Rear Wheel			60" Inside Height Dual Rear Wheel			72" Inside Height Dual Rear Wheel		
	Part #	Galvaneal	Aluminum	Part #	Galvaneal	Aluminum	Part #	Galvaneal	Aluminum
98"	RN01175			RN01178			RN01181		
108"	RN01176			RN01179			RN01182		
132"	RN01177			RN01180			RN01183		

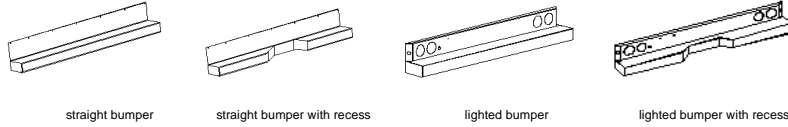
Enclosed top manufactured on top of utility body during production
Includes rear doors, retainer rails on compartment tops, and (1) full length shelf above compartments on each side, overcenter spring door check/hold

- Note:** Above pricing indicates addition for "T" enclosure, not total body price
- Note:** Above pricing includes primer only
- Note:** Straight side enclosed tops are offset from outside of body
- Note:** Enclosed Top option is not available on most single wheel chassis, please call Warner associate for availability
- Note:** Single wheel enclosed top bodies require center high mounted stop light

- Additional full length shelf, per side Window, 8" x 18" , in front wall or sides
- Dome light with switch at rear door Price per each, uninstalled
Price per each, installed
- Lift up Doors on side, per pair with gas shock door props Window, 8" x 18" , in both rear doors
- Conduit Chute Door, per side (steel) Price per pair, uninstalled
- Conduit Chute Door, per side (aluminum) Price per pair, installed
- Skylight, 12" round Protective Screen (removable)



Distributor Price List
 Effective: June 1 , 2017
 (Prices subject to change without notice at the sole discretion of Warner Bodies)



		STEEL		ALUMINUM	
		punched	treadplate	punched	tread bright
Straight Bumpers		part #	part #	part #	part #
For bodies					
80" straight bumper	S2-98-SW-(Ford, GM, Dodge)\	WB01551	WB00384	WB01604	WB01604A
80" straight bumper	S2-108-M-SW-(Ford, GM, Dodge)				
90" straight bumper	S2-(108&132)-M-DW-GM	WB01552	WB00387	WB01605	WB01605A
94" straight bumper	S2-98-DW-(Ford, GM, Dodge)				
94" straight bumper	S2-(108&132)-M-DW-(Ford, Dodge)	WB01553	WB00389	WB01606	WB01606A
Straight Bumpers with recess					
80" straight bumper	S2-98-SW-(Ford, GM, Dodge)\	WB01556	WB00397	WB01609	WB01609A
80" straight bumper	S2-108-M-SW-(Ford, GM, Dodge)				
90" straight bumper	S2-(108&132)-M-DW-GM	WB01557	WB00394	WB01610	WB01610A
94" straight bumper	S2-98-DW-(Ford, GM, Dodge)				
94" straight bumper	S2-(108&132)-M-DW-(Ford, Dodge)	WB01558	WB00392	WB01611	WB01611A
Lighted bumper (price does not include light package, see page 6)					
80" straight bumper	S2-98-SW-(Ford, GM, Dodge)\	RN00797	RN00006	WB01614	WB01614A
80" straight bumper	S2-108-M-SW-(Ford, GM, Dodge)				
90" straight bumper	S2-(108&132)-M-DW-GM	RN00831	RN00192	WB01615	WB01615A
94" straight bumper	S2-98-DW-(Ford, GM, Dodge)				
94" straight bumper	S2-(108&132)-M-DW-(Ford, Dodge)	RN00979	RN00157	WB01616	WB01616A
Lighted bumper with recess (price does not include light package, see page 6)					
80" straight bumper	S2-98-SW-(Ford, GM, Dodge)\	RN01146	RN00502	WB01619	WB01619A
80" straight bumper	S2-108-M-SW-(Ford, GM, Dodge)				
90" straight bumper	S2-(108&132)-M-DW-GM	RN01147	RN01151	WB01620	WB01620A
94" straight bumper	S2-98-DW-(Ford, GM, Dodge)				
94" straight bumper	S2-(108&132)-M-DW-(Ford, Dodge)	RN01148	RN01152	WB01621	WB01621A

Note: All bumpers need to be tied to chassis frame at installation.
 Bumper needs additional reinforcement at installation when used for towing.
 Lighted bumpers do not include light kit, see page 6 for light kit pricing

* Aluminum bodies do not require aluminum bumpers
 * Please call your Warner sales associate for special size bumpers

Body/Bumper Mounting Bracket Kits

56" & 60" CA Single Wheel Chassis

	part #	
Ford (Current Model Year)	38789091	\$
GM (Current Model Year)	38788090	\$
Dodge (Current Model Year)	38788092	\$

Class V Hitch Mounting for 56" & 60" CA SW Chassis

NOTE: All brackets have provisions for customer supplied and installed Buyers Hitch #180105
 NOTE: Current FORD and DODGE Chassis Includes Hitch

GM (Current Model Year)	37934BRKT
-------------------------	-----------

60" & 84" CA Dual Wheel Chassis

Ford (Current Model Year)	BR000HR
GM (Current Model Year)	BR000HR
Dodge (Current Model Year)	BR000HRD

Class V Hitch Mounting for 60" & 84" CA DW Chassis

NOTE: All brackets have provisions for customer supplied and installed Buyers Hitch #180105
 NOTE: Current DODGE Chassis Includes Hitch

Ford (Current Model Year)	36034BRKT
GM (Current Model Year)	36925BRKT



Workbench style bumper

24" Workbench bumper with built-in vise plate, compartment below and doors each side
 Full width "V" groove for working with pipe, add

Tail shelf:

10" floor extension, gusseted (in lieu of tailgate)
 18" floor extension, gusseted (in lieu of tailgate)
 FMVSS light kit holes cut into above tail shelf, not including lights
 With compartment below and doors in each side of tail shelf

Safety chain loops installed in bumper

Light duty trailer ball plate installed in bumper

Note: Light duty trailer plate requires recessed style bumper
Note: Bumper needs additional reinforcement by body installer when used for towing.

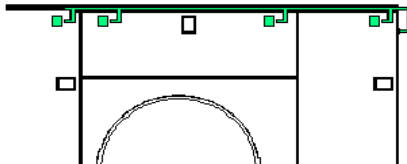
Vise mounts:

Vise bracket with pipe holder
 Heavy duty removable pipe vise rack in rear
 Front flip out support for long pipes

Tailgates

Slam Action Style
 Lift and Latch Style
 Drop in style, including wooden drop in board
 Drop in style, including steel drop in board

Master locking system



Body	Part #
98" body	WB00452A
108" body	WB00452
132" body	WB00452B

Note: Master locking system are spring loaded and constructed of 5/8" steel



Distributor Price List
 Effective: June 1 , 2017
 (Prices subject to change without
 notice at the sole discretion of
 Warner Bodies)

Light kits

	Part Number
LED light kit for single wheel bodies	56020
LED light kit for dual wheel bodies	56021

Note: Light kits will work for both body or bumper applications
Note: Warner standard is bumper lights, please request body lights with Warner sales associate

Adapters for light kits

Adapter to plug in above light kits directly to Ford 56" and less CA chassis and pickup box delete before 2011	55045
Adapter to plug in above light kits directly to Ford 56" and less CA chassis and pickup box delete after 2011-2016	55050
Adapter to plug in above light kits directly to Ford 56" and less CA chassis and pickup box delete 2017 +	55059
Adapter to plug in above light kits directly to Ford 60" and greater CA chassis and pickup box delete	55033
Adapter to plug in above light kits to GM chassis with OEM trailer package	55036
Adapter to plug in above light kits to GM chassis 4500	55042
Adapter to plug in above light kits to GM chassis 2001-2007	55034
Adapter to plug in above light kits to GM chassis 2008-2014	55044
Adapter to plug in above light kits to GM chassis 2015	55056
Adapter to plug in above light kits to GM chassis 2016 +	55058
Adapter to plug in above light kits to Dodge chassis 2001 +	55035

Incandescent compartment lighting

Inside compartment with switch at light, per compartment not wired

Inside compartment with switch at light, per compartment wired

Light guard for dome light, shipped loose

Special compartment lighting including rope lights and LED interior lighting available on request. Please ask your Warner sales associate for pricing and additional information.

Incandescent center high mount stop light (if required)

Shipped loose	51035
Installed	

Light Boxes installed in back of body



Distributor Price List
Effective: June 1 , 2017

(Prices subject to change without notice at the sole discretion of Warner Bodies)

Flat shelves

Body Model	Front Vertical		Second Vertical		Horizontal		Rear Vertical	
	Part #	Price	Part #	Price	Part #	Price	Part #	Price
S2-98-M-SW-U								
S2-98-M-DW-U								
S2-108-M-SW-F								
S2-108-M-DW-U								
S2-108-M-DW-G								
S2-108-M-DW-F								
S2-132-M-DW-U								
S2-132-M-DW-G								
S2-132-M-DW-F								

Note: Select bodies come with standard shelving package, above shelves are in addition to package

Divider trays

Body Model	Front Vertical		Second Vertical		Horizontal		Rear Vertical	
	Part #	Price	Part #	Price	Part #	Price	Part #	Price
S2-98-M-SW-U								
S2-98-M-DW-U								
S2-108-M-SW-F								
S2-108-M-DW-U								
S2-108-M-DW-G								
S2-108-M-DW-F								
S2-132-M-DW-U								
S2-132-M-DW-G								
S2-132-M-DW-F								

Note: Select bodies come with standard shelving package, above shelves are in addition to package

Drawer units on 300 lb. roller bearing slides

3 drawer unit for 98" Select bodies

4 drawer unit for 98" Select bodies

**Each additional drawer for same compartment

3 drawer unit for 108" and 132" Select bodies

4 drawer unit for 108" and 132" Select bodies

**Each additional drawer for same compartment

Note: Drawer units are built to bolt into front vertical compartment of standard size bodies

Note: Each drawer contains 3 dividers

Drawer on 300 lb. roller bearing slides, custom size units

First drawer in unit

Each additional drawer same compartment

Note: Each drawer contains 3 dividers, extra dividers are \$3 each

Drawer, metal on metal friction style, per each



J-hooks, per each welded into compartment

Swivel locking style, per each

J-hooks, removable sets

(2) J-hooks mounted on adjustable frame - mounts in shelf clips

(3) J-hooks mounted on adjustable frame - mounts in shelf clips

Unistrut shelving, per compartment with 1 shelf

Unistrut shelving, per compartment with 2 shelves

Vent, installed in body

Vent, installed in doors

Crane reinforcement, light duty crane

Up to 3200 pound crane

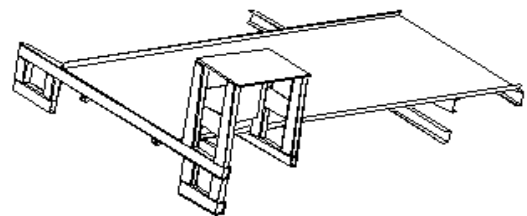
S2-98-M-SW
S2-98-M-DW
S2-108-M-SW
S2-108-M-DW
S2-132-M-DW

Steel

Aluminum

3200+ crane reinforcement

- Note:** All bodies larger than 132" recommends treadplate wrapper (page 11)
- Note:** Crane reinforcement over 4,999 lbs not available with aluminum construction
- Note:** Cross bars extended into both rear compartments for structure
- Note:** Reinforcement below cross bar for outrigger stabilization included
- Note:** Available for over 10,000lb GVW chassis only



Drop down style outrigger tube

- Note:** Maximum 3,200 lb. crane
- Note:** Requires step bumper or workbench bumper, page 2
- Note:** Additional leaf springs may need to be added to chassis



Flip top compartments

- 98" body (1) 4" compartment per side with latch located inside horizontal compartment
- 108" body (1) 4" compartment per side with latch located inside horizontal compartment
- 132" body (2) 4" compartments per side with latches located inside compartment

- Note:** Prices include both sides
- Note:** Divider tray with 10 removable dividers is provided, full length in each side
- Note:** Gas shock door props hold lid open

Galvanneal		Aluminum	
SW	DW	SW	DW

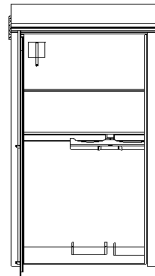
Flip top add on boxes

- 98" body (1) 5" compartment with stainless steel paddle latch on outside
- 108" body (1) 5" compartment with stainless steel paddle latch on outside
- 132" body (1) 5" compartment with stainless steel paddle latch on outside

- Note:** Price is per side, passenger and driver side boxes are reversible
- Note:** Divider tray with 10 removable dividers is provided, full length in each side
- Note:** Gas shock door props hold lid open

Galvanneal **Aluminum**

Oxygen acetylene compartment



- Oxygen Acetylene Compartment, standard height
- Oxygen Acetylene Compartment, raised to 64"
- Overlapping doors in lieu of single swing door (see below)

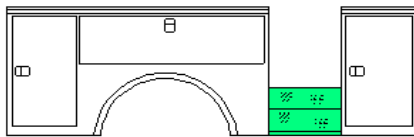
- Note:** * Includes (2) bottle holders and rings, reinforced floor, hose rack, vent and door hold check
- * Warner recommends but does not require overlapping doors for raised O/A compartments over 26.5" wide

Galvanneal **Aluminum**

Bottle holders and rings installed in compartment

- Note:** Warner requires vented compartments for handling most compressed gases
- Note:** Price is for holders and rings only, see page 9 for oxygen acetylene compartment

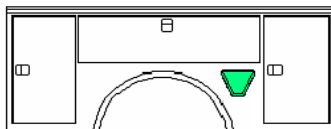
Side access steps



Type	Treadplate
	Part #
1 step	
2 steps	

- With standard grab handle, add
- With pool style grab handle, add

Wheel chock pockets

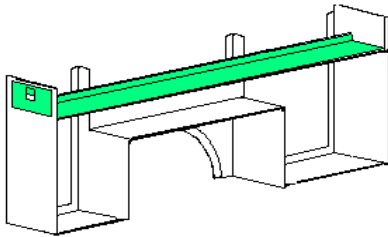


- Standard size wheel chock holder, per pair
- Warner standard wheel chock (5" x 6" x 8"), per each \$
- Please contact your Warner sales associate for custom size wheel chock holders

Long article shelf

Long article shelf, full length with no rear door

Hot-stick compartment



Hot stick shelf

- with corrugated plastic floor

Hot stick shelf - plywood floor

- plywood floor in lieu of corrugated plastic

Hot stick shelf - plywood brackets

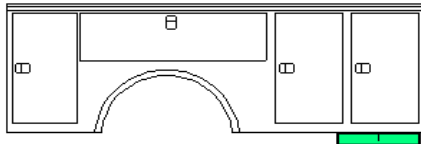
- with (2) plywood brackets on floor

Hot stick shelf - plywood lined

- plywood floor and walls

Note: Hot stick shelf: 13" wide, 7" below ceiling, 2" lip full length, rear access door

Outrigger pad holders



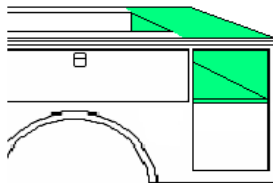
Per each

Outrigger tunnel housings

Inside compartment cutout for "A" frame style outrigger, per each compartment

Through compartment (between compartments above floor)

SW DW



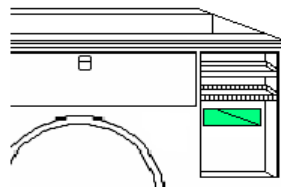
Storage between front vertical compartments, height of cargo

Pullout drawer, full length pulling out one side only, add

Above drawer to pull out both sides, add to drawer

Floor extended into compartment, per side

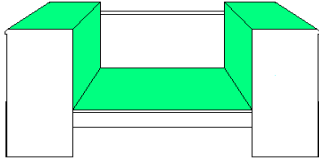
Through compartment (between compartments below floor)



Storage between front vertical or rear vertical compartments
4" tall extending under floor

Note: Please call your Warner sales associate for different sizes
Note: Not available on various models

Treadplate wrapper

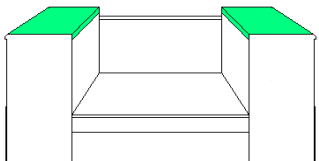


Walls, compartment tops and front bulkhead overlay

Treadplate (12 gauge)

Note: Price is for both sides per foot of body
Note: Not available on various models

Compartment top overlay

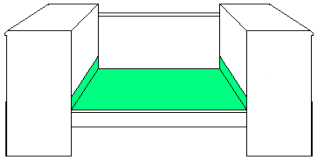


Tops of compartment overlay

Treadplate (12 gauge)
Treadplate (12 gauge galvaneal)
Aluminum tread bright

Note: Price is for both sides per foot of body

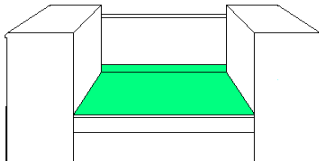
Floor flanged up sides



Floor flanged 6" up sides of compartments

Treadplate, per foot of body

Floor flanged up front



Kick plate extending 6" up front bulkhead

Treadplate



Cab guard to protect rear chassis window

Punched cab guard

Louvered cab guard

Note: Cab guards are shipped loose unless specified

Galvaneal Aluminum




Grab handles

Bolt on grab handle

Pool style grab handle

Note: Grab handles are shipped loose unless specified

Galvaneal Aluminum




Material rail in loadspace

Length of body with no hooks

Length of body with (5) sliding "J" hooks

Additional "J" hooks on above material rail

Galvaneal Aluminum



Off road mounting kit

Note: Recommended for bodies that will travel in sub-standard terrain

Note: Required on all aluminum bodies

Rock guards

Aluminum tread bright construction

Note: Rock guards are shipped loose

Rubber fenders

Rubber fenders, per pair shipped loose

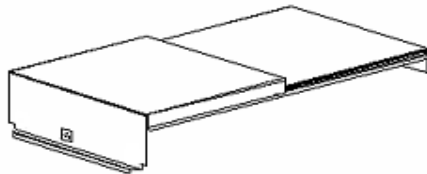
Rubber fenders, per pair installed

Tie downs in floor

Tie downs in floor, per each shipped loose

Tie downs in floor, per each shipped installed

Roller tops, installed



Body Length	Sections	Part Number	Galvanneal	Aluminum
98" SW	2			
98" DW	2			
108" SW	2			
108" DW	2			
132" DW	3			

Note: Front portion is fastened into place and is lower than the rear portion, which travels forward on stainless steel rollers over the top of the front half. The rear end closure flap has keyed recessed paddle handles on each side and folds over the top.

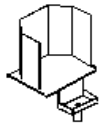
Note: Zinc "T" handle latch standard on all roller tops

Cable step



Cable step, per each shipped loose

Water cask stand



Water cask includes drain and can be mounted in compartment on back bumper or on top of compartments

Latches

Zinc "T" handles

- Single point
- Three point

Stainless steel "T" handles

- Single point
- Three point

Compression style "T" handles

- Single point
- Three point

Note: All pricing is per latch

Note: Pricing is for replacement upon ordering body, for replacement latches and pricing for latches when body is not being purchased, see replacement price list



Powder Coat White
 Standard Bodies
 Add for Enclosed Top
 Add for Roller Top

98" and below	99"-108"	109"-144"
---------------	----------	-----------

Finish paint, body only

Single stage White or Black	Single stage colors	Base/ clear & metallic
--------------------------------	------------------------	------------------------------

Bodies 98" and shorter, exterior only
 add for painting interior of compartments

Bodies 99" to 108", exterior only
 add for painting interior of compartments

Bodies between 109" and 144", exterior only
 add for painting interior of compartments

Finish paint, body options, add to body paint price

For bodies with sliding roller top, add

For enclosed top bodies, outside only for 108" length and less, add

For enclosed top bodies, outside only for larger than 108", add

For enclosed top bodies, inside and outside for 108" length and less, add

For enclosed top bodies, inside and outside for larger than 108", add

RoughGaurd Bedliner

Cargo floor and 2" up side walls
 98 Body
 108 Body
 132 Body

Entire cargo area (floor, sides, and tailgate)
 98 Body
 108 Body
 132 Body

Entire cargo area and top (floor, sides, tailgate, and body top)
 98 Body
 108 Body
 132 Body

Cab Protector
 Standard Bumper
 Workbench Bumper (top only)

Smart Liner

Inside of compartment (each)
 Compartment floor only (each)

Mounting and wiring

98"
 108"
 132"

- Note:** If chassis has two fuel fills, add
- Note:** If off-road mounting kit required, add
- Note:** If pick-up bed removed, fuel filler kit required, add appropriate fuel fill kit from below
- Note:** Price includes wiring of taillights and marker lights only, see page 6 for additional wiring

Polished fuel fill

Note: Please note that one fuel fill is included with some bodies

Fuel fill kits

Note: Please note there are many variances of fuel fills depending on chassis make, model and year

Type "A" ladder rack

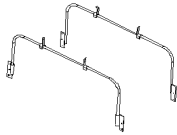


Side mounted type "A" ladder rack Part # WB00867

Galvaneal Aluminum

Note: Price is uninstalled and includes front and rear supports
Note: Price for pair of racks for front and rear of body

Pipe bow ladder rack

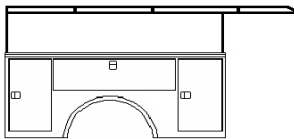


Removable pipe bow ladder rack Part # WB00861 \$

Galvaneal Aluminum

Note: Price is uninstalled and includes front and rear supports
Note: Price for pair of racks for front and rear of body

Overhead ladder rack

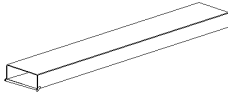


Overhead ladder rack, uninstalled Part # 89980
 Overhead ladder rack, installed

Galvaneal Aluminum

Note: Overhead ladder rack is constructed for 1,000 lbs. capacity

Ladder box

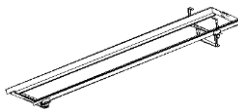


Enclosed box for ladder storage, 11 foot Part # WB00864
 Enclosed box with roller

Galvaneal Aluminum

Note: Price is uninstalled
Note: Please call for other sizes

Rail top

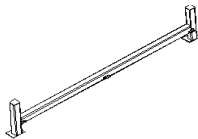


Rail top box for ladder, 11 foot Part # WB00898
 Rail top box with roller at back

Galvaneal Aluminum

Note: Price is uninstalled
Note: Please call for other sizes

"H" type ladder rack for enclosed top

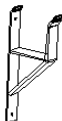


"H" type ladder rack for roof of enclosed top Part # WB00860

Galvaneal Aluminum

Note: Price is installed
Note: Price for pair of racks for front and rear of body

Side mount ladder rack for enclosed top

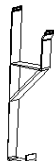


Side mount ladder rack for enclosed top Part # WB00865

Galvaneal Aluminum

Note: Price is uninstalled
Note: Price for pair of racks for front and rear of body

"J" Type side mount rack for enclosed top



"J" type side mount ladder rack for enclosed top Part # WB00866

Galvaneal Aluminum

Note: Price is uninstalled
Note: Price for pair of racks for front and rear of body