



XL BOOSTERS



FEATURES

- East Coast, West Coast and Power Boosters
- 1, 2, and 3 axle options
- Add an XL Booster to your multi-axle set-up to scale out a variety of loads with flexibility
- 5 year structural warranty



SUPERIOR VERSATILITY

XL Boosters help scale loads that need extra rear axles. Available in a variety of styles and options, you are sure to find the right one to fit with your trailer. Standard units fit with trailers reinforced for a booster, or we can retrofit your new unit to your existing trailer.

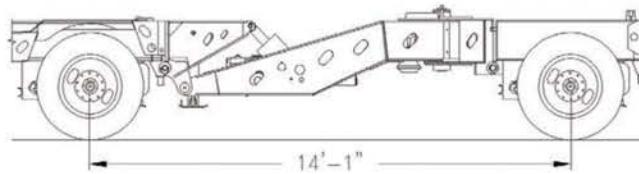
POWER BOOSTER

The Power Booster uses hydraulic pressure, accompanied by a nitrogen accumulator, to transfer weight from the trailer while allowing the booster to be flexible for uneven terrain. The nitrogen accumulator allows for 15 inches of travel without changing the weight on the axles or damaging the frame of the trailer.



Zips.com | 800-222-6047

XL BOOSTER SPECS



XL 22 PMB (1 AXLE)

FRAME

102" wide
T-1 flange, 80K web
40° loaded deck height
(1) 12,000 lb single speed drop leg

54" AXLE SPACING

14' 1" spread from last axle on trailer to first axle on booster

60" AXLE SPACING

14' 7" spread from last axle on trailer to first axle on booster

AXLES

(1, 2, or 3) 25,000 lb nominal

outboard drums
16 1/2" x 7" brakes

SUSPENSION

25,000 lb air ride

HYDRAULICS

5.5 HP unit
controls on driver's side

WHEELS & TIRES

8.25 x 22.5 steel rims
255 / 70R / 22.5 tires

LIGHTING

12V sealed Grote harness
rubber mounted led lights
2 tail light package

PAINT

black, IH red or new CAT yellow
air & electric done after paint

PAINT OPTIONS

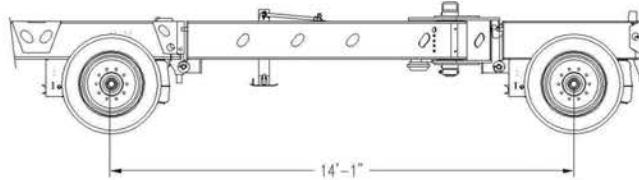
non-standard paint colors
non-standard metallic paint

WARRANTY

5 year structural
1 year paint

AVAILABLE MODELS

XL 22 PMB
XL 42 PMB
XL 60 PMB



XL 22 MB (1 AXLE) EAST COAST

FRAME

102" wide
T-1 flange, 80K web
single speed drop leg jack
2 flag holders

AXLES

(1, 2, or 3) 25,000 lb nominal
14' 1" spacing from center of last axle on trailer to center of first axle on pivot booster
hub pilot, outboard drums
16 1/2" x 7" brakes

SUSPENSION

25,000 lb air ride

WHEELS & TIRES

8.25 x 22.5 steel rims
255 / 70R / 22.5 tires

LIGHTING

12V sealed grote harness
rubber mounted led lights
2 tail light package

PAINT

black, IH red or new CAT yellow
air & electric done after paint

PAINT OPTIONS

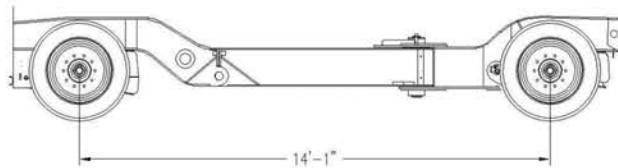
non-standard paint colors
non-standard metallic paint

WARRANTY

5 year structural
1 year paint

AVAILABLE MODELS

XL 22 MB: East Coast
XL 42 MB: East Coast
XL 60 MB: East Coast



XL 22 MB (1 AXLE) WEST COAST

FRAME

102" wide
T-1 flange, 80K web
single speed drop leg jack
2 flag holders

AXLES

(1, 2, or 3) 25,000 lb nominal
14' 1" spacing from center of last axle on trailer to center of first axle on booster

hub pilot, outboard drums
16 1/2" x 7" brakes

SUSPENSION
25,000 lb air ride

WHEELS & TIRES

8.25 x 22.5 steel rims
255 / 70R / 22.5 tires

LIGHTING

12V sealed grote harness
rubber mounted led lights
2 tail light package

PAINT

black, IH red or new CAT yellow
air & electric done after paint

PAINT OPTIONS

non-standard paint colors
non-standard metallic paint

WARRANTY

5 year structural
1 year paint

AVAILABLE MODELS

XL 22 MB: West Coast
XL 42 MB: West Coast
XL 60 MB: West Coast