




XL LOW-PROFILE HDG



FEATURES

- Gooseneck relief cut-outs allow truck fenders to clear
- Standard swing out outriggers and bent d-rings
- Work light in upper deck for added visibility
- Toolbox in front of main deck for storage
- All air tanks are located in the wheel area
- Bucket well and open boom trough
- Heavy-duty 31" front flip ramps



FLEXIBLE HAULING CAPABILITIES

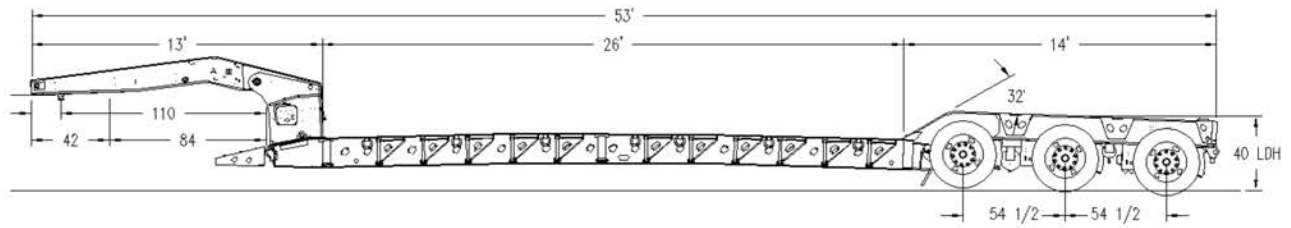
The low-profile gooseneck now features a relief cut-out which gives your truck more room. The low-profile design continues to provide versatile equipment hauling, even enabling scrapers to load over the top, with significant weight savings.

OPTIMUM STORAGE SOLUTIONS

A toolbox in the front of main deck provides a nice storage area for chains and other items, while the deep bucket well in the rear provides an area for an excavator bucket to ride safely without detaching the lower boom section. Two pairs of d-rings in the bucket well provide added tie-down points.



Zips.com | 800-222-6047



XL 110 LOW-PROFILE HDG SPECS

CAPACITY

capacity: 110,000 lb overall
concentrated: 110,000 lb in 12'

OVERALL LENGTH & WIDTH

overall length: 53'
overall width: 102"

GOOSENECK

13' low-profile style neck
with relief cut-out
51" 5th wheel height
5 position variable ride height
110" & 84" swing clearance
16" & 42" king pin setting
hydraulics run off wet kit
air operated lock with manual
safety latch
brackets for power unit
work light

GOOSENECK OPTIONS

toolbox in rear of neck with
steel door
13HP power unit, base of neck,
steel cover, dual hydraulics
13HP power unit, top of neck,
dual hydraulics
steel fenders on side of
gooseneck
aluminum fenders on side of
gooseneck
registration holder

MAIN DECK

26' long
T-1 flange, 80K web
(4) 16" fabricated i-beams
24" loaded deck height
8" ground clearance
10" & 4" stubbed jr. i-beams on
alternating 12" centers
31" front flip ramps
7 bent d-rings per side
1 3/4" Apitong decking - raised,
open center
toolbox in front of deck
4 flat d-rings in toolbox
13 chain drops per side
heavy-duty swing out outriggers
on 24" centers

heavy-duty flatback outriggers,
front and center
2 flag holders
bucket well at rear, plate on bottom
4 flat d-rings in bucket well
front ramp upper flange reinforcement

MAIN DECK OPTIONS

upper flange reinforcement
center deck covered
2 additional pair of clearance lights
Oak outrigger planks, 2" x 10"

REAR BRIDGE

rear transition with 32° slope
40" loaded deck height
open wheels - bolster style
open boom trough
2 flat d-rings on main beams at rear
2 chain drops on each bolster
2 flag holders
2 stake pockets in tail channel
for wide load sign
frame reinforcement for booster

REAR BRIDGE OPTIONS

removable wheel covers heavy-duty,
load bearing
removable wheel covers medium-duty,
non-load bearing
covered boom trough,
bolt-on bottom plate
4" amber strobe tail light
battery back-up w. 4-way plug for FA
wide load sign
(1) 4-way plug at rear

SUSPENSION

25,000 lb air ride
raise and lower valve
manual ride height control
liquid filled air gauge

SUSPENSION OPTIONS

Air-weigh digital scale

AXLES

(3) 25,000 lb nominal
air lift on 3rd axle
hub pilot, outboard drums
16 1/2" X 7" brakes

auto slack adjusters
54 1/2" or 60" axle spacing
limit chains on all axles
spring brakes on 1 axle
ABS not required

AXLE OPTIONS

hubometer
dust shields
cat eye systems

WHEELS & TIRES

8.25 x 22.5 steel rims
255 / 70R / 22.5 tires

WHEEL & TIRE OPTIONS

aluminum mill wheels (inside)
aluminum mill wheels (outside)
aluminum polished wheels (outside)
aluminum Durabright wheels
(outside)

LIGHTING

12V sealed Grote harness
rubber mounted LED lights
2 tail light package with
aluminum cover
2 clearance lights per side
1 mid-turn light per side
7 pole electric socket

PAINT

black, IH red, CAT yellow
air & electric done after paint

PAINT OPTIONS

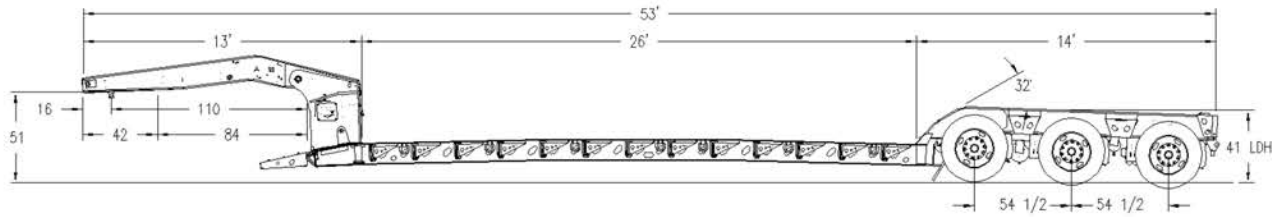
non-standard paint colors
non-standard metallic paint

WARRANTY

5 year structural
1 year paint

AVAILABLE MODELS

XL 110 Low-Profile HDG
XL 110 Low-Profile HDG: 18" deck height
XL 120 Low-Profile HDG
other custom capacities also available,
ask your sales representative for details
standard features vary with custom units



XL 110 LOW-PROFILE HDG: 18" DECK HEIGHT SPECS

CAPACITY

capacity: 110,000 lb overall
concentrated: 110,000 lb in 12'

OVERALL LENGTH & WIDTH

overall length: 53'
overall width: 102"

GOOSENECK

13' low-profile style neck
with relief cut-out
51" 5th wheel height
5 position variable ride height
110" & 84" swing clearance
16" & 42" king pin setting
hydraulics run off wet kit
air operated lock with manual
safety latch
brackets for power unit
work light

GOOSENECK OPTIONS

toolbox in rear of neck with
steel door
13HP power unit, base of neck,
steel cover, dual hydraulics
13HP power unit, top of neck,
dual hydraulics
steel fenders on side of
gooseneck
aluminum fenders on side of
gooseneck
registration holder

MAIN DECK

26' long
T-1 flange, 80K web
(4) 16" fabricated i-beams
18" loaded deck height
6" ground clearance
8" & 4" stubbed jr. i-beams on
alternating 12" centers
31" front flip ramps
7 bent d-rings per side
1 3/8" Apitong decking - raised,
open center
toolbox in front of deck
4 flat d-rings in toolbox
13 chain drops per side
heavy-duty swing out outriggers
on 24" centers

heavy-duty flatback outriggers,
front and center
2 flag holders
bucket well at rear, plate on bottom
4 flat d-rings in bucket well
front ramp upper flange reinforcement

MAIN DECK OPTIONS

upper flange reinforcement
center deck covered
2 additional pair of clearance lights
Oak outrigger planks, 2" x 10"

REAR BRIDGE

rear transition with 32° slope
41" loaded deck height
open wheels - bolster style, dropped 4"
open boom trough
2 flat d-rings on main beams at rear
2 chain drops on each bolster
2 flag holders
2 stake pockets in tail channel
for wide load sign
frame reinforcement for booster

REAR BRIDGE OPTIONS

removable wheel covers heavy-duty,
load bearing
covered boom trough,
bolt-on bottom plate
4" amber strobe tail light
battery back-up w. 4-way plug for FA
wide load sign
(1) 4-way plug at rear

SUSPENSION

25,000 lb air ride
raise and lower valve
manual ride height control
liquid filled air gauge

SUSPENSION OPTIONS

Air-weigh digital scale

AXLES

(3) 25,000 lb nominal
air lift on 3rd axle
hub pilot, outboard drums
16 1/2" X 7" brakes
auto slack adjusters
54 1/2" or 60" axle spacing

limit chains on all axles
spring brakes on 1 axle
ABS not required

AXLE OPTIONS

hubometer
dust shields
cat eye systems

WHEELS & TIRES

8.25 x 22.5 steel rims
275 / 70R / 22.5 tires

WHEEL & TIRE OPTIONS

aluminum mill wheels (inside)
aluminum mill wheels (outside)
aluminum polished wheels (outside)
aluminum Durabright wheels
(outside)

LIGHTING

12V sealed Grote harness
rubber mounted LED lights
2 tail light package with
aluminum cover
2 clearance lights per side
1 mid-turn light per side
7 pole electric socket

PAINT

black, IH red, CAT yellow
air & electric done after paint

PAINT OPTIONS

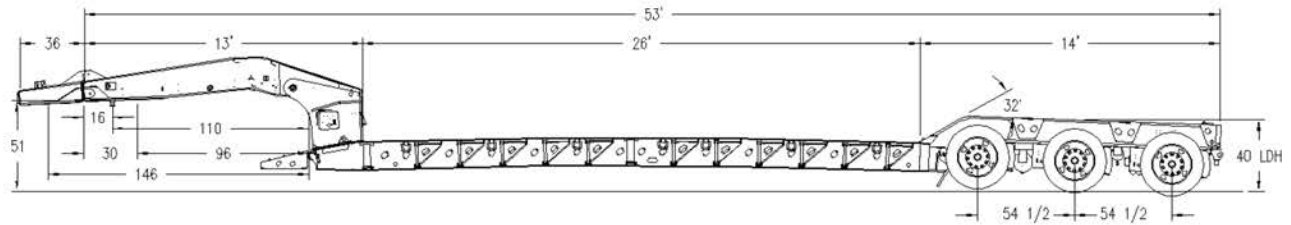
non-standard paint colors
non-standard metallic paint

WARRANTY

5 year structural
1 year paint

AVAILABLE MODELS

XL 110 Low-Profile HDG
XL 110 Low-Profile HDG: 18" deck height
XL 120 Low-Profile HDG
other custom capacities also available,
ask your sales representative for details
standard features vary with custom units



XL 120 LOW-PROFILE HDG SPECS

CAPACITY

capacity: 120,000 lb overall
 concentrated: 120,000 lb in 16'
 center of deck
 concentrated: 110,000 lb in 10'
 center of deck

OVERALL LENGTH & WIDTH

overall length: 53'
 overall width: 102"

GOOSENECK

13' low-profile style neck
 with relief cut-out
 36" flip neck extension
 51" 5th wheel height
 5 position variable ride height
 110" & 96" swing clearance
 16" & 30" king pin setting
 hydraulics run off wet kit
 air operated lock with manual
 safety latch
 work light

GOOSENECK OPTIONS

toolbox in rear of neck with
 steel door
 13HP power unit, base of neck,
 steel cover, dual hydraulics
 steel fenders on side of
 gooseneck
 aluminum fenders on side of
 gooseneck
 registration holder
 flip neck deduct

MAIN DECK

26' long
 T-1 flange, 80K web
 (4) 16" fabricated i-beams
 24" loaded deck height
 8" ground clearance
 10" & 4" stubbed jr. i-beams on
 alternating 12" centers
 31" front flip ramps
 7 bent d-rings per side
 1 3/4" Apitong decking - raised,
 open center
 toolbox in front of deck
 4 flat d-rings in toolbox
 13 chain drops per side

heavy-duty swing out outriggers
 on 24" centers
 heavy-duty flatback outriggers,
 front and center
 2 flag holders
 bucket well at rear, plate on bottom
 4 flat d-rings in bucket well
 front ramp upper flange reinforcement

MAIN DECK OPTIONS

upper flange reinforcement
 center deck covered
 2 additional pair of clearance lights
 Oak outrigger planks, 2" x 10"

REAR BRIDGE

rear transition with 32° slope
 40" loaded deck height
 open wheels - bolster style
 open boom trough
 2 flat d-rings on main beams at rear
 2 chain drops on each bolster
 2 flag holders
 2 stake pockets in tail channel
 for wide load sign
 frame reinforcement for
 2 axle booster

REAR BRIDGE OPTIONS

removable wheel covers heavy-duty,
 load bearing
 covered boom trough,
 bolt-on bottom plate
 4" amber strobe tail light
 battery back-up w. 4-way plug for FA
 wide load sign
 (1) 4-way plug at rear

SUSPENSION

25,000 lb air ride
 raise and lower valve
 manual ride height control
 liquid filled air gauge

SUSPENSION OPTIONS

Air-weight digital scale

AXLES

(3) 25,000 lb nominal
 air lift on 3rd axle
 hub pilot, outboard drums

16 1/2" X 7" brakes
 auto slack adjusters
 limit chains on all axles
 spring brakes on 1 axle
 ABS not required

AXLE OPTIONS

hubometer
 dust shields
 cat eye systems

WHEELS & TIRES

8.25 x 22.5 steel rims
 255 / 70R / 22.5 tires

WHEEL & TIRE OPTIONS

aluminum mill wheels (inside)
 aluminum mill wheels (outside)
 aluminum polished wheels (outside)
 aluminum Durabright wheels
 (outside)

LIGHTING

12V sealed Grote harness
 rubber mounted LED lights
 2 tail light package with
 aluminum cover
 2 clearance lights per side
 1 mid-turn light per side
 7 pole electric socket

PAINT

black, IH red, CAT yellow
 air & electric done after paint

PAINT OPTIONS

non-standard paint colors
 non-standard metallic paint

WARRANTY

5 year structural
 1 year paint

AVAILABLE MODELS

XL 110 Low-Profile HDG
 XL 110 Low-Profile HDG: 18" deck height
 XL 120 Low-Profile HDG
 other custom capacities also available,
 ask your sales representative for details
 standard features vary with custom units