



## PATENTED ROLLBACK TIE-DOWN SYSTEMS USAGE INSTRUCTIONS

**Hook Strap Systems** require a D-Ring or similar attachment point located on the outside edge of the bed, midway between the front and rear of the bed.  
(Includes 38-200, 38-8200, 38-201 and 38-8201 series.)

**Chain Strap Systems** require a double keyhole slot located on the outside edge of the bed, midway between the front and rear of the bed.  
(Includes 38-200C, 38-8200C, 38-201C and 38-8201C series.)

1. Pass plain end of long strap through both eyes of the short strap, forming a loop in the long strap.
2. **Hook Strap Systems:** Attach hook on end of long strap to D-Ring at center edge of bed.  
**Chain Strap Systems:** Secure chain on end of long strap into keyhole slot at center edge of bed.
3. Place loop in long strap over tire, long strap to the rear of tire, short strap to the front. Place loop as low as possible on tire, keeping short strap centered in front of tire. See figure 3.
4. Attach ratchet to bed by placing chain on ratchet into keyhole slots on the bed. Pass plain end of long strap through ratchet, remove slack and tighten. See figure 3.
5. Repeat on other 3 tires. See figure 2.
6. Periodically check and retighten straps.
7. ALWAYS USE SAFETY CHAINS!

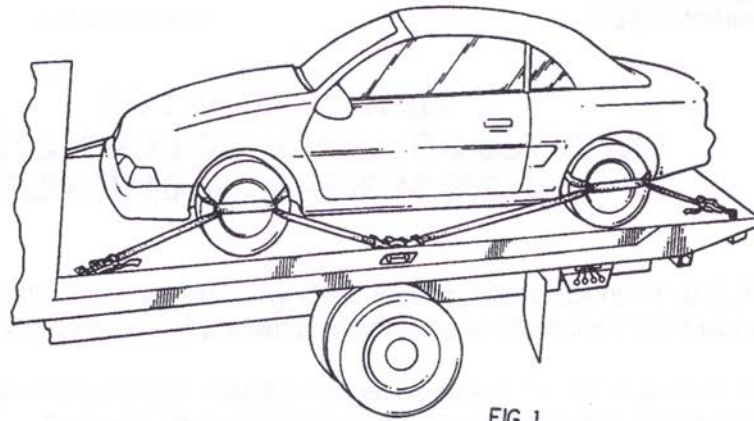


FIG. 1

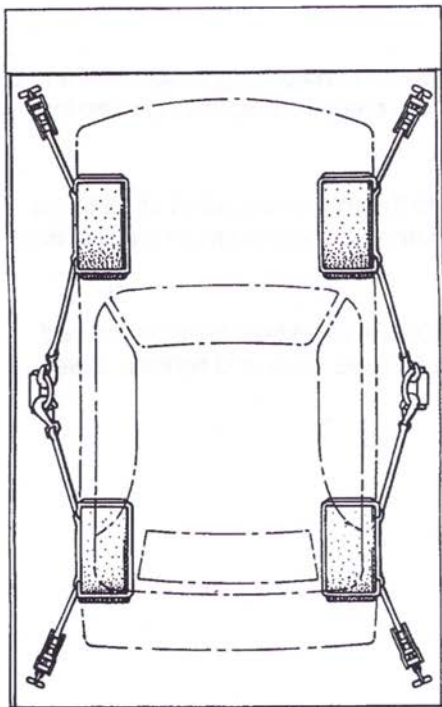


FIG. 2

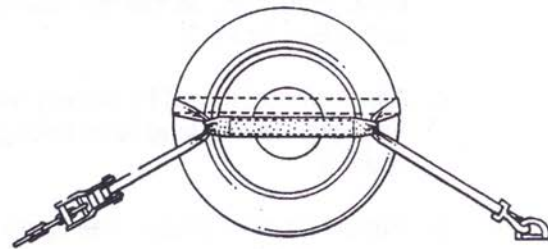


FIG. 3



Zips.com | 800-222-6047