

2017-2018 **SPREADERS**



SALTDogg®
by **Buyers**

**INTRODUCING
THE *PRO SERIES*
POLY SPREADERS**

see pgs.16 & 17



NOTHING WORKS LIKE A DOGG™

THE DOGG DAYS OF WINTER ARE YOU READY?

Prepare your fleet. Battle the elements.

With SaltDogg® by Buyers' extensive line of Tailgate, V-Box and Walk Behind Spreaders you will be sure to stay one step ahead of the elements. 100 plus spreaders have proven to be tough and reliable enough to represent the SaltDogg name. No matter your application, from SUV, 1/2-ton, 3/4-ton to municipal there is a SaltDogg for you.



www.snowdogg.com



**MUNICIPAL DUMP SPREADER
(CONVEYOR)**Page 4-5

TAILGATE Page 6-11

ELECTRIC DRIVEPage 12-21

GAS DRIVE..... Page 22

**MID-SIZE GAS/ELECTRIC/HYDRAULIC
DRIVE (CONVEYOR)**..... Page 23

**MUNICIPAL GAS/ELECTRIC/HYDRAULIC
DRIVE (CONVEYOR)** Page 24

**MUNICIPAL HYDRAULIC DRIVE
(AUGER)**..... Page 25

**MUNICIPAL HYDRAULIC DRIVE
(CONVEYOR)**Page 26-27

**MUNICIPAL ELECTRIC DRIVE
(CONVEYOR)** Page 28

UNDER TAILGATE.....Page 29-31

LIQUID SPRAY SYSTEMS.....Page 32-35

ANTI-ICE SYSTEMSPage 36-37

REPLACEMENT TAILGATE..... Page 38

WALK BEHINDS/ATV/UTVPage 39-41

ACCESSORIESPage 42-43

SPECIFICATION CHARTPage 44-46

NEW PRODUCTS:

DUAL AUGER MUNICIPAL DUMP SPREADERS

Combines dump body & conveyor spreader for year-round function

pgs. 4-5



PRO SERIES SPREADERS

2.0 cu.yd. & 2.5 cu.yd. spreaders with auger or chain drive

pgs. 16-17



ANTI-ICE SYSTEMS

210, 325, and 550 gallon systems

pg. 37



BULK & TOW BEHIND SPREADERS

Stainless Steel and Steel Models

pgs. 39-40



**NEW bulk
flow gate**

NEW DUAL AUGER OPTION AVAILABE**Municipal Dump Spreaders (MDS Series)***Combines dump body & conveyor spreader for year-round function***Spread Material:** bulk salt, salt & sand mix**Feed Mechanism:** 30.25" wide conveyor with 1/2" bars on every link
or dual 7" auger drive**Power Source:** hydraulic

- 304 stainless steel construction.
- 9' – 15' lengths
- Removable conveyor cover plate
- Twin cylinder tailgate latch
- LED DOT truck lights and rear strobes

Available Options:

- Cab shield: half or full length
- Ladder
- Top Screens
- Electric Tarp
- Under chain floor pan
- Pre-wet
- Anti-ice
- Central hydraulics



Mailhot® multi-stage, double-acting, nitrided cylinder, trunnion-mounted hoist



Dual air tailgate cylinders standard



Cab shield with Built-In Tarp System



NEW dual auger option shown



30.25" wide conveyor with 1/2" bars



Optional dual 7" auger drive



"Hex flow" chute and 24" spinner with adjustable baffles for optimal spread pattern



Unique, roll-formed sides and cross memberless floor design

TGSUV1B Residential Use

SUV, 1/2-ton, 3/4-ton & 1-ton trucks

Spread Material: bagged #1 rock salt

Feed Mechanism: manual open/close gate w/gravity feed

Power Source: electric

- Capacity: 4.4 cu. ft.
- Poly hopper, powder-coated steel frame
- Material spread up to 14'
- 1/8 HP, 12 VDC motor with auxiliary plug adapter
- Mounting hardware for 1-1/4" and 2" receiver hitches
- See additional specs on page 44



3001152 - Auxiliary Plug Adapter
with on-off switch for TGSUV1B

TGSUVPROA Light Commercial Use

SUV, 1/2-ton, 3/4-ton & 1-ton trucks

Spread Material: bagged #1 rock salt

Feed Mechanism: gravity feed w/vertical 12 VDC auger assist

Power Source: electric

- Capacity: 4.4 cu. ft.
- Poly hopper, powder-coated steel frame
- Material spread up to 30'
- 1/2 HP, 12 VDC motor with variable speed controller
- Mounting hardware for 2" receiver hitches
- Prewired for optional vibrator kit (3008241)
- See additional specs on page 44



3011864 - Variable
Speed Controller



TGS02

SUV, 1/2-ton, 3/4-ton & 1-ton trucks

Spread Material: ice melt, bagged salt

Feed Mechanism: horizontal auger feed

Power Source: electric

- Capacity: 3 cu. ft.
- Poly hopper, powder-coated steel frame
- Material spread up to 30'
- 1/3 HP, 12 VDC dual shaft gear motor
- Mounting hardware for 2" receiver hitches
- Prewired for optional vibrator kit (3028195)
- See additional specs on page 44



3011864 - Variable
Speed Controller

TGS01B

1/2-ton, 3/4-ton & 1-ton trucks

Spread Material: bagged #1 rock salt

Feed Mechanism: gravity feed w/vertical 12 VDC auger assist

Power Source: electric

- Capacity: 8 cu. ft.
- Poly hopper, powder-coated steel frame
- Material spread up to 30'
- 12 VDC motor
- Prewired for optional vibrator kit (3008241)
- Mount directly to step bumper (standard)
- See additional specs on page 44

Options:

- Mount using optional receiver mount for a 2" receiver tube (0207005)
- Mount using the optional Wintergate Spreader Mount, allowing full bed access (025000A)
- Optional auger for finer material (3016232)

TGS05B

1/2-ton, 3/4-ton & 1-ton trucks

Spread Material: bagged #1 rock salt

Feed Mechanism: gravity feed w/vertical 12 VDC auger assist

Power Source: electric

- Capacity: 10.79 cu. ft.
- Low-profile poly hopper, powder-coated steel frame
- Material spread up to 30'
- 12 VDC motor
- Prewired for optional vibrator kit (3008241)
- Mount directly to step bumper (standard)
- See additional specs on page 44

Options:

- Mount using optional receiver mount for a 2" receiver tube (0207005)
- Mount using the optional Wintergate Spreader Mount, allowing full bed access (025000A)
- Optional auger for finer material (3016231)



3011864 - Variable
Speed Controller



TGS06

1/2-ton, 3/4-ton & 1-ton trucks

Spread Material: bagged #1 rock salt

Feed Mechanism: manual open/close gate with gravity feed

Power Source: electric

- Capacity: 10 cu. ft.
- Poly hopper, powder-coated steel frame
- Material spread up to 30'
- 12 VDC motor housed in a sealed chamber
- Mounts to any 2" hitch receiver (includes universal stake pocket attachment)
- Includes 80 lb. vibrator installed
- See additional specs on page 44



TGS06



3011864 - Variable
Speed Controller

TGS03

1/2-ton and 3/4-ton trucks

Spread Material: bulk salt, salt & sand mix

Feed Mechanism: horizontal auger feed mechanism with stainless steel trough

Power Source: electric

- Capacity: 8 cu. ft.
- Poly hopper, powder-coated steel frame
- Material spread up to 30'
- 1/2 HP, 12 VDC dual shaft gear motor
- Requires optional vibrator for salt/sand mix (3020340)
- Mounts on 2" Class 4 receiver with horizontal and vertical adjustments to rest on step bumper
- See additional specs on page 44

patented



Available with Red or Yellow Hopper



TGS03 Horizontal Auger with Stainless Steel Trough



Prewired for Optional Vibrator Kit Shown Installed (3020340)



TGS03



3011864 - Variable Speed Controller



TGS07

3/4-ton and 1-ton trucks

Spread Material: bulk salt, salt & sand mix

Feed Mechanism: horizontal auger feed mechanism
with stainless steel trough

Power Source: electric

- Capacity: 11 cu. ft.
- Poly hopper, powder-coated steel frame
- Material spread up to 30'
- 1/2 HP, 12 VDC dual shaft gear motor
- Includes 200 lb. concealed vibrator
- Dual action lid
- Mounts on 2" Class 4 receiver with horizontal and vertical adjustments to rest on step bumper
- See additional specs on page 44

patented



Standard Vibrator Kit Shown



TGS07 Horizontal Auger with
Stainless Steel Trough



Available with Red
or Yellow Hopper



TGS07



3011864 - Variable
Speed Controller

SHPE0750 Series

1/2-ton, 3/4-ton Trucks & Utility Vehicles

Spread Material: bulk salt, salt & sand mix

Feed Mechanism: 2-1/2" stainless steel auger and trough

Power Source: electric

- Capacity: 0.75 cu. yds.
- Double-wall poly-molded hopper
- Material spread up to 30'
- Two 12 VDC direct drive gear motors (1/2 HP for auger, 1/4 HP for spinner)
- Spinner assembly can be easily removed for cleaning and storage
- Includes 200 lb. vibrator, top screen, tarp, tie-downs, remote auger bearing grease kit
- See additional specs on page 44

patent pending



SHPE0750
on Utility Vehicles



Features high flow chute with larger
14" spinner, open trough, and NEW
stainless steel spinner shield

**2-YEAR
WARRANTY**
on all SHPE
Spreaders



SHPE0750



3014199 - Variable
Speed Controller



SHPE1000 Series

1/4-ton, 1/2-ton, 3/4-ton Trucks

Spread Material: bulk salt, salt & sand mix

Feed Mechanism: 2-1/2" stainless steel auger and trough

Power Source: electric

- Capacity: 1.00 cu. yds
- Double-wall poly-molded hopper
- Material spread up to 30'
- Two 12 VDC direct drive gear motors (1/2 HP for auger, 1/4 HP for spinner)
- Spinner assembly can be easily removed for cleaning and storage
- Includes 200 lb. vibrator, top screen, tarp, tie-downs, remote auger bearing grease kit
- See additional specs on page 44

patent pending



Features high flow chute with larger 14" spinner, open trough, and NEW stainless steel spinner shield



SHPE1000



3014199 - Variable Speed Controller

SHPE1500 Series

3/4-ton and 1-ton Trucks

Spread Material: bulk salt, salt & sand mix

Feed Mechanism: 2-1/2" stainless steel auger and trough

Power Source: electric

- Capacity: 1.5 cu. yds.
- Double-wall poly-molded hopper
- Material spread up to 30'
- Two 12 VDC direct drive gear motors (1/2 HP for auger, 1/4 HP for spinner)
- Spinner assembly can be easily removed for cleaning and storage
- Includes 200 lb. vibrator, top screen, tarp, tie-downs, remote auger bearing grease kit
- See additional specs on page 44

patent pending

Not recommended for highway use



Available with
Red or Yellow
Hopper



Features high flow chute with larger
14" spinner, open trough, and NEW
stainless steel spinner shield



SHPE1500



3014199 - Variable
Speed Controller



SHPE2000 Series

3/4-ton and 1-ton Trucks

Spread Material: bulk salt, salt & sand mix

Feed Mechanism: 2-1/2" stainless steel auger and trough

Power Source: electric

- Capacity: 2.00 cu. yds
- Double-wall poly-molded hopper
- Material spread up to 30'
- Two 12 VDC direct drive gear motors (1/2 HP for auger, 1/4 HP for spinner)
- Spinner assembly can be easily removed for cleaning and storage
- Includes 200 lb. vibrator, top screen, tarp, tie-downs, remote auger bearing grease kit
- See additional specs on page 44

patent pending

Not recommended for highway use



Features high flow chute with larger 14" spinner, open trough, and NEW stainless steel spinner shield



Available with Red or Yellow Hopper



3014199 - Variable Speed Controller

THE ALL NEW PRO SERIES



PRO2000 - 2.0cu.yd. Electric Auger Spreader

Minimum GVW of 10,000 lbs.

Spread Material: bulk salt, salt & sand mix

Feed Mechanism: 5-1/4" full length steel variable pitch auger, stainless steel trough

Power Source: electric

- Capacity: 2.00 cu. yds. (8')
- Poly-molded double wall hopper
- Material spread up to 30'
- (2) 12 VDC direct drive motors (3/4 HP for auger, 1/2 HP for spinner)
- Spinner assembly includes a new side-swing feature for easy cleaning, storage and bulk unloading
- Chute adjusts to 3 positions
- Includes Top screen, stainless steel inverted V, vinyl tarp, tie-down kit, 12 VDC 200 lb. vibrator
- See additional specs on page 44

patent pending

Not recommended for highway use

PRO2000CH - 2.0cu.yd. Electric Chain Conveyor Spreader

Minimum GVW of 10,000 lbs.

Spread Material: bulk salt, salt & sand mix

Feed Mechanism: 12" wide all steel pintle chain conveyor, stainless steel trough

Power Source: electric

- Capacity: 2.00 cu. yds. (8')
- Poly-molded double wall hopper
- Material spread up to 30'
- (2) 12 VDC direct drive motors (3/4 HP for chain, 1/2 HP for spinner)
- Spinner assembly includes a new side-swing feature for easy cleaning, storage and bulk unloading
- Chute adjusts to 3 positions
- Includes Top screen, stainless steel inverted V, vinyl tarp, tie-down kit, 12 VDC 200 lb. vibrator
- See additional specs on page 44

patent pending



The fitted tarp has integral stretch cords with no "loose" parts



Swing-away chute for bulk unloading



High flow chute with 14" spinner, open trough, and shield



**2-YEAR
WARRANTY**
on all
PRO Series
Spreaders

PRO2000



3016934 - Heavy Duty
Variable Speed Controller



PRO2500 - 2.5cu.yd. Electric Auger Spreader

Minimum GVW of 13,000 lbs.

Spread Material: bulk salt, salt & sand mix

Feed Mechanism: 5-1/4" full length steel variable pitch auger, stainless steel trough

Power Source: electric

- Capacity: 2.50 cu. yds. (8')
- Poly-molded double wall hopper
- Material spread up to 30'
- (2) 12 VDC direct drive motors (3/4 HP for auger, 1/2 HP for spinner)
- Spinner assembly includes a new side-swing feature for easy cleaning, storage and bulk unloading
- Chute adjusts to 3 positions
- Includes Top screen, stainless steel inverted V, vinyl tarp, tie-down kit, 12 VDC 200 lb. vibrator
- See additional specs on page 44

patent pending

Not recommended for highway use

PRO2500CH - 2.5cu.yd. Electric Chain Conveyor Spreader

Minimum GVW of 13,000 lbs.

Spread Material: bulk salt, salt & sand mix

Feed Mechanism: 12" wide all steel pintle chain conveyor, stainless steel trough

Power Source: electric

- Capacity: 2.50 cu. yds. (8')
- Poly-molded double wall hopper
- Material spread up to 30'
- (2) 12 VDC direct drive motors (3/4 HP for chain, 1/2 HP for spinner)
- Spinner assembly includes a new side-swing feature for easy cleaning, storage and bulk unloading
- Chute adjusts to 3 positions
- Includes Top screen, stainless steel inverted V, vinyl tarp, tie-down kit, 12 VDC 200 lb. vibrator
- See additional specs on page 44

patent pending



The fitted tarp has integral stretch cords with no "loose" parts



Swing-away chute for bulk unloading



High flow chute with 14" spinner, open trough, and shield

**2-YEAR
WARRANTY**
on all
PRO Series
Spreaders



PRO2500CH



3016934 - Heavy Duty
Variable Speed Controller

1400701SS - 1.5cu.yd. Electric

3/4-ton and 1-ton pickup, flatbed or dump truck

Spread Material: bulk salt, salt & sand mix

Feed Mechanism: 12" wide all steel pintle chain conveyor

Power Source: electric

- Capacity: 1.5 cu. yds. (6')
- 304 stainless steel hopper
- Material spread up to 30'
- Two 12 VDC direct drive motors (3/4 HP for chain, 1/2 HP for spinner)
- Feedgate: Lever operated with friction lock for accurate adjustment
- Chute Assembly: Six-fin 14" polymer disc, Chute adjusts 11.5"
- Includes top screen, stainless steel inverted V, hold-down kit
- See additional specs on page 44

1400601SS - 2.0cu.yd. Electric

3/4-ton and 1-ton pickup, flatbed or dump truck

Spread Material: bulk salt, salt & sand mix

Feed Mechanism: 12" wide all steel pintle chain conveyor

Power Source: electric

- Capacity: 2.0 cu. yds. (8')
- 304 stainless steel hopper
- Material spread up to 30'
- Two 12 VDC direct drive motors (3/4 HP for chain, 1/2 HP for spinner)
- Feedgate: Lever operated with friction lock for accurate adjustment
- Chute Assembly: Six-fin 14" polymer disc, Chute adjusts 11.5"
- Includes top screen, stainless steel inverted V, hold-down kit
- See additional specs on page 44



1400601SS



3016934 - Heavy Duty
Variable Speed Controller



SHPE3000 - 3.0cu.yd. Electric Auger Spreader

Minimum GVW of 13,000 lbs.

Spread Material: bulk salt, salt & sand mix

Feed Mechanism: 6" steel auger, stainless steel trough

Power Source: electric

- Capacity: 3 cu. yds. (8' 6")
- Double-wall poly-molded hopper
- Material spread up to 30'
- Two 12 VDC direct drive motors (3/4 HP for auger, 1/2 HP for spinner)
- Spinner assembly can be easily removed for cleaning and storage
- Chute adjusts 12"
- Double Doors: Interlocking gutter system and double-door lid channels water away
- Includes top screen, stainless steel inverted V, spreader tie-down kit, hinged poly lids, 12 VDC 400 lb. vibrator
- See additional specs on page 44

patent pending

Not recommended for highway use

SHPE3000CH -3.0cu.yd. Electric Chain Conveyor Spreader

Minimum GVW of 13,000 lbs.

Spread Material: bulk salt, salt & sand mix

Feed Mechanism: 12" wide all steel pintle chain conveyor

Power Source: electric

- Capacity: 3 cu. yds. (8' 6")
- Double-wall poly-molded hopper
- Material spread up to 30'
- Two 12 VDC direct drive motors (3/4 HP for chain, 1/2 HP for spinner)
- Spinner assembly can be easily removed for cleaning and storage
- Chute adjusts 12"
- Double Doors: Interlocking gutter system and double-door lid channels water away
- Includes top screen, stainless steel inverted V, spreader tie-down kit, hinged poly lids
- See additional specs on page 44

patent pending



**2-YEAR
WARRANTY**
on all SHPE
Spreaders

Adjustable
Height
Chute

SHPE3000



3016934 - Heavy Duty
Variable Speed Controller

SHPE4000

Minimum GVW of 17,500 lbs.

Spread Material: bulk salt, salt & sand mix

Feed Mechanism: 5-1/2" steel auger, stainless steel trough

Power Source: electric

- Capacity: 4.0 cu. yds. (8' 4")
- Poly-molded hopper with stainless steel frame
- Material spread up to 30'
- Two 12 VDC direct drive motors (3/4 HP for auger, 1/2 HP for spinner)
- Spinner assembly can be easily removed for cleaning and storage
- Includes two top screens, stainless steel inverted V, vinyl tarp with tie-down kit, (2) 12 VDC 400 lb. vibrators
- See additional specs on page 44

Not recommended for highway use

**2-YEAR
WARRANTY**
on all SHPE
Spreaders



304SS
FRAME &
TROUGH

SHPE4000



3014199 - Variable
Speed Controller



SHPE6000

Minimum GVW of 26,000 lbs.

Spread Material: bulk salt, salt & sand mix

Feed Mechanism: 5-1/2" steel auger, stainless steel trough

Power Source: electric

- Capacity: 6.0 cu. yds. (10' 7")
- Poly-molded hopper with stainless steel frame
- Material spread up to 30'
- Two 12 VDC direct drive motors (3/4 HP for auger, 1/2 HP for spinner).
- Weighs 1,000 lbs. less compared to steel/stainless steel
- Spinner assembly can be easily removed for cleaning and storage
- Includes two top screens, stainless steel inverted V, 12 VDC 900 lb. vibrator
- Optional tarp kit (3021928) available
- See additional specs on page 44

Not recommended for highway use



3016934 - Heavy Duty Variable Speed Controller

V-Box Slide-In

3/4-ton and 1-ton pickup, flatbed or dump truck

Spread Material: bulk salt, bulk sand, salt & sand mix

Feed Mechanism: 12" wide all steel pintle chain conveyor

Power Source: gasoline

- 304 Stainless Steel
- Capacity/Material:
 - 1400200SS/1400250SS*: 1.5 cu. yds. (6') Stainless Steel,
 - 1400050/1400100*: 2 cu. yds. (8') Steel
 - 1400050SS/1400100SS*: 2 cu. yds. (8') Stainless Steel,
 - 1400400/1400450*: 2 cu. yds. (8') Polymer
 - 1400300SS/1400350SS*: 2.5 cu. yds. (10') Stainless Steel
- Material spread up to 30'
- 10.5 HP Briggs & Stratton Intek industrial/commercial gasoline engine with battery
- 12 VDC electric clutch has a three position momentary in-cab switch
- Conveyor: 12" wide all steel pintle chain. Heavy-duty drive shaft with heavy-duty 1-1/8" sealed bearings. Idler shaft with sprocket has heavy-duty 1" diameter sealed bearings
- Conveyor Gear Case: Gear ratio is 20:1 with 1" input shaft and 1-1/8" output shaft on tapered roller bearings.
- Feedgate: Lever operated with friction lock for accurate adjustment.
- Includes top screens, stainless steel adjustable inverted V
- See additional specs and individual part numbers on page 45

* Indicates extended chute models



3010390 Controller
for gasoline powered spreaders



2.5 – 3.0 cu.yd. Gasoline, Electric, or Hydraulic Mid-Size Spreader

Minimum GVW of 13,000 lbs.

(see www.snowdogg.com for specs by model number)

Spread Material: bulk salt, bulk sand, salt & sand mix

Feed Mechanism: 14-1/2" wide conveyor chain with 1/4" crossbars

Power Source: gasoline, electric, or hydraulic

- Capacity: 2.5 cu. yds. (8'), 2.75 cu. yds. (9'), 3.0 cu. yds. (10')
- 304 stainless steel hopper
- Adjustable Feedgate
- Available with 10-1/2 HP gas engine, 2 independent electric motors, or 2 independent hydraulic motors
- 2 Hinged top screens, 1/4" bars
- Inverted V, installed
- Spinner chute has two adjustable internal baffles
- Bolt-on spinner housing
- 18" Poly spinner disc
- See additional specs and individual part numbers on page 45



Optional Hydraulic Proportional Spreader Control Kit w/ Garmin® GPS Ground Speed Antenna (HV1030EPG)



3016934 Controller
for electric powered spreaders



3010390 Controller
for gasoline powered spreaders



3.5 – 5 cu.yd. Gasoline, Electric, or Hydraulic Municipal Spreaders

Minimum GVW of 17,500 lbs.

(see www.snowdogg.com for specs by model number)

Spread Material: bulk salt, bulk sand, salt & sand mix

Feed Mechanism: 14-1/2" wide conveyor chain with 1/4" crossbars

Power Source: gasoline, electric, or hydraulic

- Capacity: 3.5 cu. yds. (8'), 4.0 cu. yds. (9'), 4.5 cu. yds. (10'), 5.0 cu. yds. (9'), 5.0 cu. yds. (10')
- 304 stainless steel hopper
- Adjustable feedgate
- Available with 10-1/2 HP gas engine, 2 independent electric motors, or 2 independent hydraulic motors
- 4 Hinged top screens, 1/4" bars
- Inverted V, installed
- Spinner chute has two adjustable internal baffles
- Bolt-on spinner housing
- 18" Poly spinner disc (electric models), 18" Poly spinner disc (on gas and hydraulic models)
- See additional specs and individual part number on page 45



Optional LS1 Liquid Spray System
(fits 3 - 4.5 cu. yds.)



Optional Cab Guard
(1497051)



Optional Electric-Hydraulic Proportional
Spreader Control Kit w/ Garmin® GPS
Ground Speed Antenna (HV1030EPG)



Shown with Optional Light
Bar (Part No. 8891144)



3016934 Controller
for electric powered spreaders



3010390 Controller
for gasoline powered spreaders



7 – 10 cu.yd. Hydraulic Auger Municipal Spreaders

Minimum GVW 33,000 lbs.

(see www.snowdogg.com for specs by model number)

Spread Material: bulk salt

Feed Mechanism: 7" diameter, variable-pitch hard faced auger

Power Source: hydraulic

- Capacity: 7.0 cu. yds. (10'), 8.0 cu. yds. (11'), 9.0 cu. yds. (12'), 10.0 cu. yds. (14')
- 304 Stainless Steel Hopper
- Material spread up to 45'
- Two independent, direct-drive hydraulic motors
- Adjustable height spinner chute
- 3/8" heavy-duty hinged top screens with 4" peak
- 18" poly spinner disc
- See additional specs and individual part number on page 45

Additional sizes/configurations available. Call for quote.



7" Hard Faced Auger



High Torque Auger Motor



2" Auger Bearing



Optional Rubber Side Deflectors
Part No. 1492144



6 – 16 cu.yd. Hydraulic Chain Conveyor Municipal Spreaders

Minimum GVW Chassis 26,000 lbs. – 66,000 lbs.

(see www.snowdogg.com for specs by model number)

Spread Material: bulk salt, bulk sand, salt & sand mix

Feed Mechanism: 24" wide conveyor with 3/8" bars

Power Source: hydraulic

- Capacity: 6 cu. yds. (9'); 7, 8, 9 cu. yds. (10'); 10, 11, 13 cu. yds. (12'); 12, 13, 14 cu. yds. (14'); 15, 16 cu. yds. (15')
- 304 stainless steel hopper
- Material spread up to 40'
- Adjustable feedgate
- 24" wide conveyor with 3/8" bars
- Two independent direct drive hydraulic motors
- Choice of three gear box ratios: 50:1, 25:1 or 6:1
- Hinged top screens, 3/8" bars on 2-1/2" openings
- Inverted V, adjustable
- 2" drive shaft and bearings with 8-tooth sprockets
- 1-1/2" spring loaded idler shaft and bearings with 8-tooth sprockets
- Quick release hinged chute (no tools needed)
- 20" Poly spinner disc (stainless steel available)
- See additional specs and individual part number on page 46

Additional sizes/configurations available. Call for quote.

Shown with optional
8891167 Lightbar and LS4
Liquid Spray System



6 – 16 cu.yd. Municipal Spreader Options and Accessories



3025885 Spreader
Stand Shown



3027468
Galvanized Spreader
Stand Shown



8891167 Lightbar Kit



8891168 Lightbar Kit



8891169 Lightbar Kit



8891177 Lightbar Kit



8891178 Lightbar Kit



3020624 Remote Grease Kit



3020625 Stainless Steel Chain Lubricator Kit



3022060 Stainless Steel Folding Spreader Ladder



Anti-Ice Spray Bars



3026067 Lane Changing Chute



HV1030EPG Hydraulic Spreader Control Kit



SMR30VESS Reservoir Valve Encloser

PART NO.	DESCRIPTION
3025885	Spreader Stand, 10ft.-11ft., Black Power Coated
3025886	Spreader Stand, 12ft.-13ft., Black Power Coated
3025887	Spreader Stand, 14ft.-15ft., Black Power Coated
3027468	Spreader Stand, 10ft.-11ft., Galvanized
3027469	Spreader Stand, 12ft.-13ft., Galvanized
3027470	Spreader Stand, 14ft.-15ft., Galvanized
3008560	Dump Body Tailgate Latch
3010548	Tie Down Kit, Chain
3020704	16" Chute Extension, SS for taller mounting heights
3020624	Remote Grease Kit, 3-point
3020625	Chain Lubricator Kit, Stainless Steel
3020626	Crank Up Chute Kit
3026067	Lane Changing Chute, 12V w/ cab controller & gas spring flip-up
—	Anti-Ice Spray Bars (Call for Quote)
HV1030EPG	Hydraulic Spreader Control Kit, 40GPM
GPS1	Garmin™ GPS Unit w/ Converter

PART NO.	DESCRIPTION
SMR30VESS	30 Gallon Stainless Steel Reservoir Valve Enclosure
3022060	Folding Stainless Steel Spreader Ladder, Full Size
8891167	66" LED Light Bar Kit (Includes (4) Red LED Round STT lights, (2) Amber LED Round Strobe lights, (3) Red LED Round Marker lights, Wire Harness, (2) LED Load Equalizers and Lightbar)
8891168	66" LED Light Bar Kit (Includes (2) Red LED Oval STT lights, (2) Clear LED Oval Back-Up lights, (2) Amber LED Oval Strobe lights, (3) Red LED Round Marker lights, Wire Harness, (2) LED Load Equalizers and Lightbar)
8891169	66" LED Light Bar Kit (Includes (4) Red LED Oval STT lights, (2) Amber LED Oval Strobe lights, (3) Red LED Round Marker lights, Wire Harness, (2) LED Load Equalizers and Lightbar)
8891177	77" LED Light Bar Kit (Includes (2) Red LED Oval STT lights, (2) Amber LED Oval Strobe lights, (2) Clear LED Oval Back-Up lights, (3) .75" Red LED Round Marker lights, Wire Harness, (2) LED Load Equalizers & Lightbar)
8891178	77" LED Light Bar Kit (Includes (4) Red LED Oval STT lights, (2) Amber LED Oval Strobe lights, (3) .75" Red LED Round Marker lights, Wire Harness, (2) LED Load Equalizers & Lightbar)

7 – 9 cu.yd. Electric Chain Conveyor Municipal Spreaders

Minimum GVW 33,000 lbs.

(see www.snowdogg.com for specs by model number)

Spread Material: bulk salt, salt & sand mix

Feed Mechanism: 24" wide conveyor with 3/8" bars

Power Source: electric

- Capacity: 7.0 cu. yds. (10'), 9.0 cu. yds. (12')
- 304 Stainless steel construction
- Material spread up to 40'
- Adjustable feedgate
- (2) Independent 12V Electric gear motors w/Cab controller
- Hinged top screens
- Adjustable, inverted V
- Quick release hinged chute
- 20" Poly spinner disc
- See additional specs and individual part number on page 46



1490757SSE shown with optional spreader stand, lightbar, & Liquid Spray System

Heavy-Duty 9" dia. Auger Under Tailgate Spreader

96" wide Dump Bodies

Spread Material: bulk salt, salt & sand mix, 3/8" gravel

Feed Mechanism: 9" Auger with 3/8" flighting

Power Source: hydraulic

- Stainless steel
- Material spread up to 40'
- Direct coupled, hydraulic drive auger
- Reversible driver or passenger side discharge
- Material can be discharged to either side. DS for spinner, PS for optional berm chute
- Hinged full-length trough for easy clean out
- HD 9" diameter auger with 3/8" flighting, includes auger screen
- 18" poly spinner
- 0.25" Thick side plates
- Anti-flow plate
- Hydraulic safety lockout system
- Optional berm chute kit (92451SS)
- See additional specs and individual part number on page 46




Heavy Duty 9" Dia. Auger



92451SS Optional Berm Chute



UTS Auger Screen



92450SSA

Optional 92451SS berm chute shown installed



Under Tailgate Spreaders - Hydraulic Models

96" wide Dump Bodies

Spread Material: bulk salt, salt & sand mix

Feed Mechanism: 6" Auger with 3/8" flighting

Power Source: hydraulic

- Stainless steel or orange powder-coated carbon steel
- Material spread up to 40'
- Hydraulic power drives auger and spinner
- Standard discharge, center discharge, and left discharge
- 10-gauge trough has 3-point hinged bottom cover for easy access to entire auger assembly and one-person cleanout
- 6" auger with 3/8" flighting, includes auger screen
- 18" poly spinner
- Sealed, self-aligning 1-1/4" diameter bearing with grease fitting
- Low-speed, high-torque orbital motors
- Hydraulic safety lockout system.
- Optional hard face flighting available
- Optional speed sensing motors available
- Optional powder coated spill shields (924F0106PR)
- Optional stainless steel spill shields (924F0106SSPR)
- See additional specs and individual part numbers on page 46



UTS auger screen



Under Tailgate Spreaders - Electric Models

96" wide Dump Bodies

(for trucks without central hydraulics)

Spread Material: bulk salt, salt & sand mix

Feed Mechanism: 6" Auger with 3/8" flighting

Power Source: electric

- 304 stainless steel
- Material spread up to 25'
- Two 12 VDC direct drive motors (3/4 HP for auger, 1/2 HP for spinner)
- Standard discharge or center discharge
- 14" poly spinner and stainless steel dump body mounting plates
- 10-gauge trough has 3-point hinged bottom cover for easy access to entire auger assembly and one-person cleanout
- 6" auger with 3/8" flighting, includes auger screen
- Sealed, self-aligning 1-1/4" diameter bearings with grease fittings
- Optional stainless steel spill shields (924F0106SSPR)
- See additional specs and individual part number on page 46

Not recommended for highway use



UTS auger screen

AVAILABLE with
STANDARD &
CENTER
DISCHARGE

92440SSA
(standard discharge)

304SS

92441SSA
(center discharge)



3016934 - Heavy Duty
Variable Speed Controller

Liquid Spray Systems



Features

- 12 VDC, 3 GPM/45 PSI electric diaphragm pump
- Hydraulic Drive: 4.5 GPM @ 1,750 RPM (150 PSI) with Proportioning Valve, Bronze pump, bronze gears, stainless steel shaft
- 30-gallon polymer reservoir (48"L x 13"W x 14"T), LS7 & LS8
- 30-gallon frame mount polymer reservoir (24"L x 19"W x 22"T), LS9
- 55-gallon polymer reservoir (34"L x 23"W x 26"T), LS1 & LS3
- 105-gallon polymer reservoir (69"L x 20"W x 25"T), LS4, LS4T & LS5
- 120-gallon polymer reservoir (60"L x 12"W x 43"T), LS12 (galvanized mounting frame)
- 160-gallon polymer reservoir (92"L x 26"W x 27"T), LS11
- 400-gallon polymer reservoir (151"L x 28"W x 33"T), LS10
- Low Pressure – empty tank light/buzzer indicator on electric and hydraulic models
- High Pressure - filter or system clog light/buzzer indicator on hydraulic models
- In-cab variable speed pump control (electric models)
- Adjustable Hydraulic proportioning valve (hydraulic models)
- Systems include tank, pump, cab controller, hoses, fittings, ball valve, filter, wiring, connectors, stainless steel brackets and tie-downs
- Enclosed pump system for corrosion resistance
- 304 stainless steel tank mounts
- Optional flow meter for closed loop spreader operation

Benefits

- Provides more efficient salt distribution with fewer applications required
- Speeds the melting process & works at lower temperatures than salt
- Residual material on the pavement lasts longer
- Easy to use and maintain



LS12 (Behind Cab Mount 120 gal.)



LS1 & LS3 (3.5-5.0 cy V-Box Mount 55 gal.)



LS7 & LS8 (1.5-2.0 cy V-Box Mount 30 gal.)



LS6 (1.5-2.0 Poly V-Box Mount 30 gal.)




LS11 (MDS Mount two, 160 gal.)



LS10 (12'+V-Box Mount two, 400 gal.)



LS4T (Dump tailgate mount 105 gal.)



LS4 & LS5 (6-20 cy V-Box Mount 105 gal.)



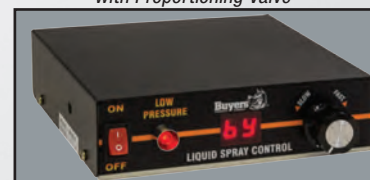
LS9 (Frame Mount 30 gal.)



LS102 - Electric Enclosure



LS102H - Hydraulic Enclosure with Proportioning Valve



WSE1 - Electric Controller

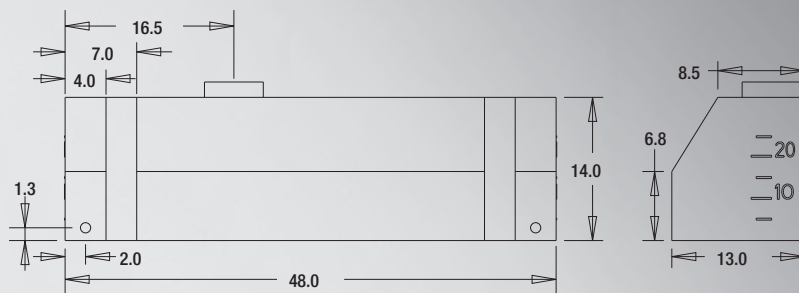


WSE75 - Hydraulic Controller

Polyethylene Tanks **NEW**

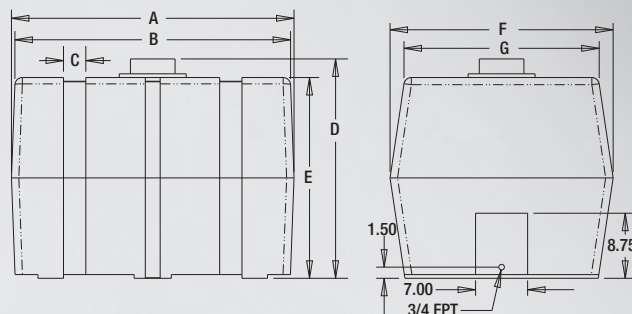
- Produced out of all-virgin, medium-density polyethylene with ultraviolet (UV) inhibiting stabilizers, allowing for long-term outdoor storage.
- The recommended max contact operating temperature is 110°F

- Approved for:
 - Potable Water
 - Agricultural Chemicals
 - Industrial Chemicals
 - Other Non-Flammable Liquids
 - Tanks not intended for fuel storage



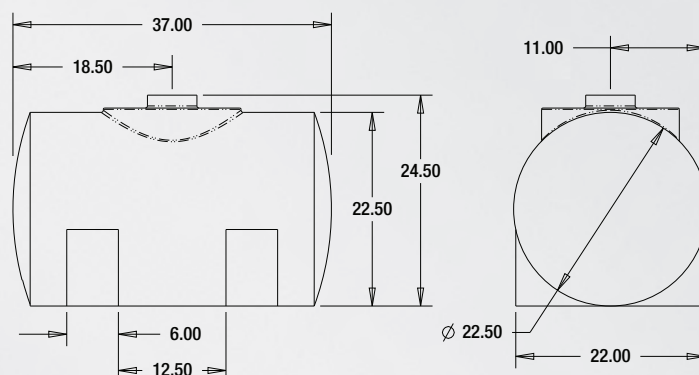
PART NO.	CAPACITY	DIMENSIONS (LXWXH)	PORTS	WT (LBS.)
3036808	30 gal	48"x 13" x 15.5"	(2) 3/4" NPT Ports	25

used on LS9



PART NO.	A	B	C	D	E	F	G
82123909	23	24	2.5	22.5	20	19	18
82123919	38	37	2.5	22.5	20	19	18
82123929	38	37	3	29.5	27	30	26

PART NO.	CAPACITY	DIMENSIONS (LXWXH)	PORTS	WT (LBS.)
82123909	30 gal	24" x 19" x 22"	3/4" FPT Port	18
82123919	50 gal	38" x 19" x 22"	3/4" FPT Port	25
82123929	100 gal	38" x 30" x 29"	3/4" FPT Port	40

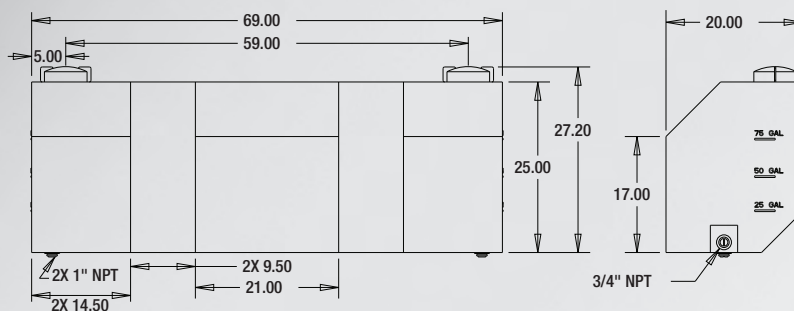


PART NO.	CAPACITY	DIMENSIONS (LXWXH)	PORTS	WT (LBS.)
WSE26	55 gal	37"x 22" x 23"	3/4" NPT Port	51

Polyethylene Tanks, continued



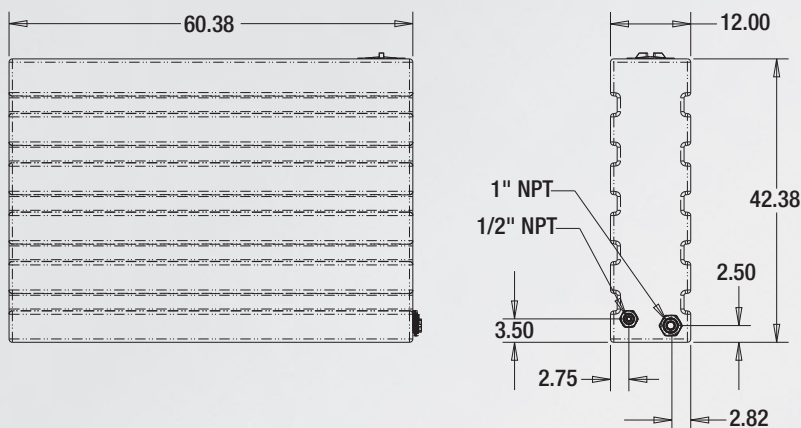
used on LS4 & LS5



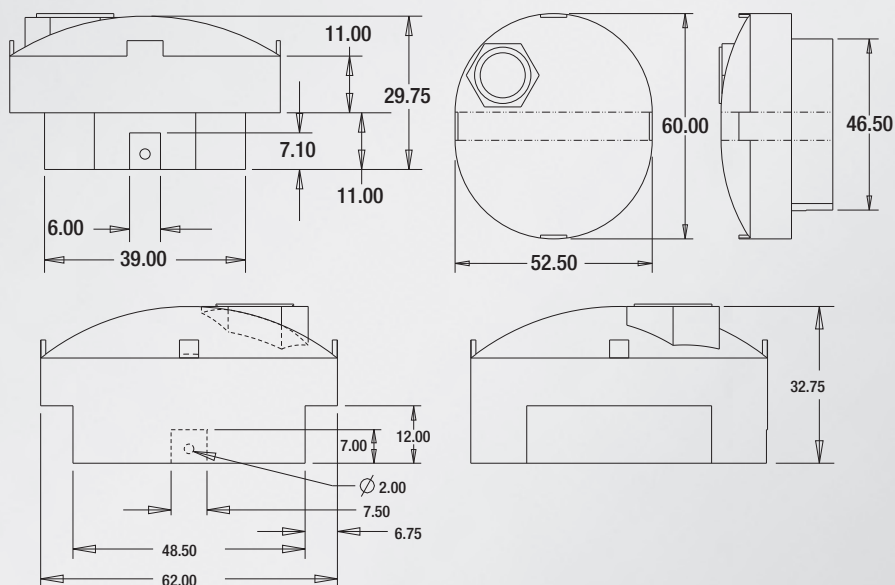
PART NO.	CAPACITY	DIMENSIONS (LXWXH)	PORTS	WT (LBS.)
3010816	105 gal	63" x 20" x 26.5"	(2) 3/4" NPT Ports, (2) 1" NPT Ports	62

shown with
optional 303387
galvanized frame

used on LS12

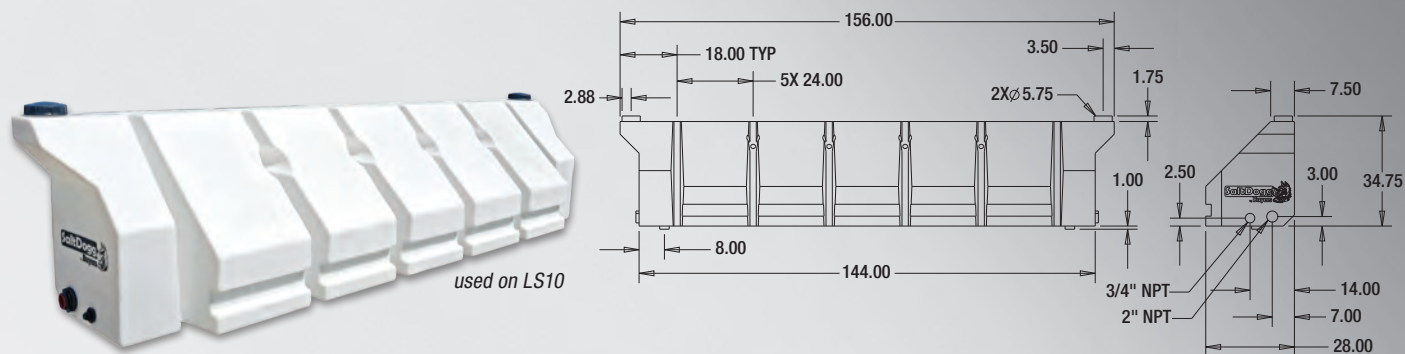


PART NO.	CAPACITY	DIMENSIONS (LXWXH)	PORTS	WT (LBS.)
3030139	120 gal	60.38" x 12" x 42.38"	1/2" NPT Port, 1" NPT Port	206
3033887	—	Galvanized frame for 3030139	—	105

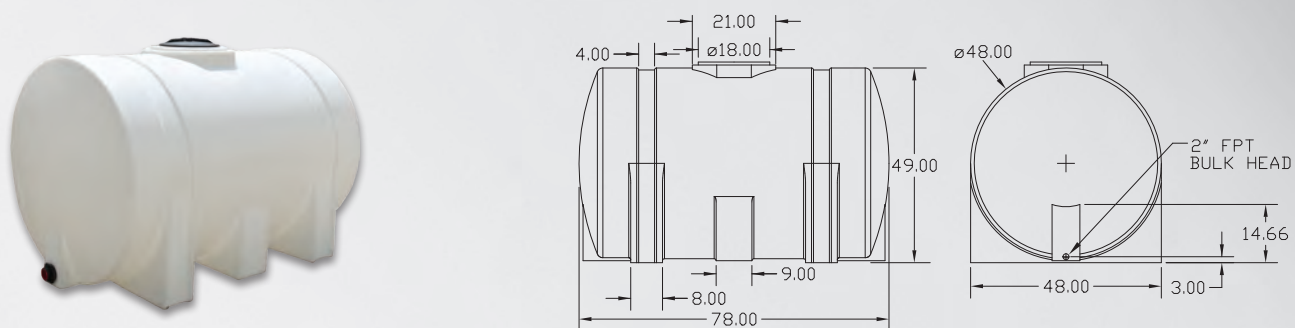


PART NO.	CAPACITY	DIMENSIONS (LXWXH)	PORTS	WT (LBS.)
82124639	210 gal	60" x 52.5" x 29.75"	2" FPT Port	90
82124649	325 gal	63-5/16" x 52.5" x 32.75"	2" FPT Port	110

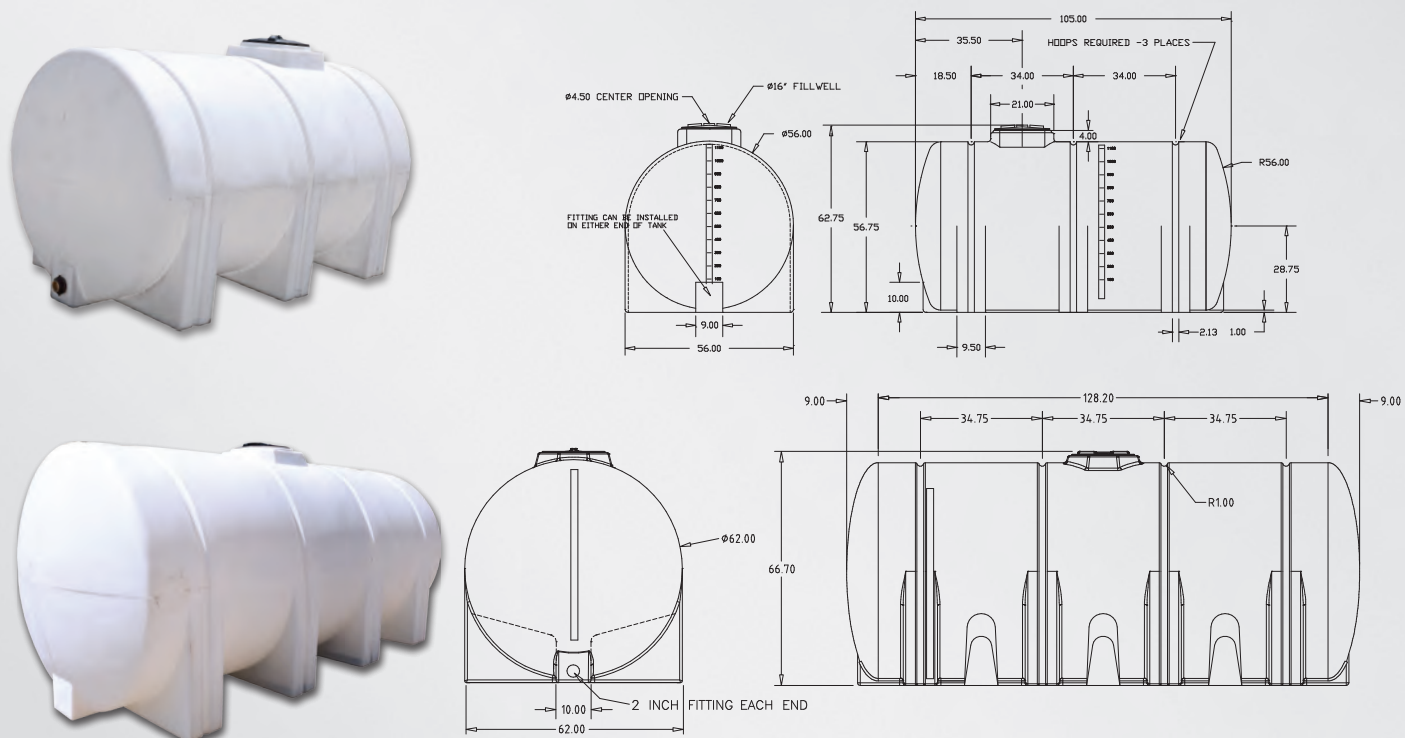
Polyethylene Tanks, continued



PART NO.	CAPACITY	DIMENSIONS (LXWXH)	PORTS	WT (LBS.)
3026538	400 gal	156" x 28" x 35"	(4) 3/4" NPT Ports, (2) 2" NPT Ports	255.5



PART NO.	CAPACITY	DIMENSIONS (LXWXH)	PORTS	WT (LBS.)
82124269	550 gal	78" x 48" x 49"	2" FPT Port	160



PART NO.	CAPACITY	DIMENSIONS (LXWXH)	PORTS	WT (LBS.)
3027742	1,065 gal	105" x 56" x 62.75"	2" FPT Port	540
3035110	1,750 gal	146" x 62" x 67"	2" FPT Port	340

Anti-Ice Systems **NEW**

Features

- Available in 1,065, 1,750 or 3,000 gallon polyethylene tanks for single, tandem, and tri-axle applications
- High-Density, UV stabilizing, polyethylene tank with 16" manway
- Adjustable spray nozzles accommodate various flow rates and adjustable patterns
- Manifold type fittings provide simple connections
- 50, 100, & 230 GPM hydraulic driven pump with stainless steel liner
- 1-3 lane stainless steel spray bar with individual, solenoid operated, lane control (left, center, right), single lane available
- Hydraulic or gas engine powered liquid pumps
- Can be configured for dump stands, chassis mount, hook lift, or dump stands
- Optional GPS proportional ground speed controller and flow meter
- Optional powder coated or galvanized leg stands with front and side rollers, gas engine drive, dump tailgate latch and hose reel kits



Hydraulic drive option



Gas powered option

1,050 Gal. Hydraulic Drive System shown

NEW 1,750 Gal. Gasoline Powered System shown



In-Bed Anti-Ice Systems **NEW**

- 2" hitch mounted liquid spray system
- 210, 325 or 550 gallon poly reservoir tanks
- 6 gallons per minute diaphragm pump dispenses up to 50 gallons per lane mile
- 12 VDC, 28 amps max, rear quick connect harness
- In-cab on/off control, standard. Pressure switch activates pump on demand
- Quick Detach PVC spray bar
- Stainless steel pump cover w/ LED license plate light
- Quick and simple, one-person installation with hitch pin.
- Optional: 3/8"x50' hose reel with adjustable hand-held spray nozzle for side walks, bus shelters and hard to reach areas.



Optional hose reel with adjustable spray nozzle



Adjustable spray nozzle - pressure switch activates pump on demand

PART NO.	DESCRIPTION
6190210	210 Gal. Poly Reservoir, with spraybar and 7 GPM pump
6190325	325 Gal. Poly Reservoir, with spraybar and 7 GPM pump
6190550	550 Gal. Poly Reservoir, with spraybar and 7 GPM pump
6190000	System w/o Reservoir
6191000	Hose reel w/ adj. spray nozzle



Replacement Tailgate Spreaders

1-Ton/Super-Duty Dump Bodies

Spread Material: bulk salt, salt & sand mix

Feed Mechanism: dual flight auger and breaker bar with mixing tines

Power Source: electric or hydraulic

- Replaces standard dump tailgates
- Ideal for dump bodies with low ground clearance
- 304 Stainless Steel
- Material spread up to 25'
- Center or Driver Side Discharge Models
- Electric or Direct Hydraulic Drive Models
- 6" diameter auger
- Hinged, full-length trough for easy clean out
- 18" Poly spinner
- Anti-flow plate
- Lifting loop for ease of installation
- Mounting kit Included to fit multiple dump body configurations
- See additional specs and individual part number on page 46



6" dia. auger and screen

Replacement Tailgate Spreader for DumperDogg® Dump Inserts

Spread Material: bulk salt, salt & sand mix

Feed Mechanism: dual flight auger and breaker bar with mixing tines

Power Source: electric

- 304 stainless steel body
- Material spread up to 25'
- Two 12 VDC direct drive motors (3/4 HP for auger, 1/2 HP for spinner)
- Auger (5" O.D. x 2.4" I.D. x 20"L) with mixing tines
- Hinged 14" poly spinner
- See additional specs and individual part number on page 42



3016934 - Heavy Duty Variable Speed Controller



WB101G & WB201G

Spread Material: ice melt, bagged salt

Feed Mechanism: flowgate

- Spread range up to 24 ft.
- Fully-welded frame
- 1.5 cubic feet poly hopper, 100 lbs
- 13" pneumatic tires with solid axle
- Flow regulator with solid control linkage
- 3-flap adjustable poly deflectors
- Fixed rear deflector
- Hopper screen
- Rain cover
- Commercial grade alloy gears in enclosed gearbox
- Grease fitting on gearbox
- See additional specs and individual part number on page 44



New enclosed gear box



*WB101G
steel frame*

*WB201G
stainless steel frame*


**ENCLOSED
GEAR
BOX**

WB150BG & WB250BG **NEW BULK FLOW GATE**

Spread Material: bulk & bagged material

Feed Mechanism: flowgate

- Large single flow gate for bulk & bagged material
- Spread range up to 24ft.
- Fully-welded frame
- 1.5 cubic feet poly hopper, 100 lbs
- 13" pneumatic tires with glass filled nylon reinforced wheels and solid axle
- Flow regulator with solid control linkage
- 3-flap adjustable poly deflector with fixed rear deflector
- Hopper screen and plastic rain cover
- Commercial grade alloy gears in enclosed gearbox
- Grease fitting on gearbox See additional specs and individual part number on page 44



NEW bulk flow gate



*WB150BG
steel frame*

*WB250BG
stainless steel frame*

**NEW
BULK FLOW
GATE**

TB150BG **NEW**

Comes with tow-bar for small tractors, utility vehicles & ATVs

Spread Material: bulk and bagged material

Feed Mechanism: flowgate

- Large single flow gate for bulk and bagged material
- Spread range up to 24ft.
- Fully-welded frame
- 1.5 cubic feet poly hopper, 100 lbs
- 13" pneumatic tires with glass filled nylon reinforced wheels and solid axle
- Flow regulator with solid control linkage
- 3-flap adjustable poly deflector with fixed rear deflector
- Hopper screen and plastic rain cover
- Commercial grade alloy gears in enclosed gearbox
- Grease fitting on gearbox
- See additional specs and individual part number on page 44



WB400

Spread Material: ice melt, bagged salt

Feed Mechanism: agitator

- 44" wide drop spreader is ideal for sidewalks and areas near sensitive foliage
- 2.5 cu. ft. poly hopper with 200 lb. capacity
- Stainless steel agitator and trough
- 90% assembled
- Stainless steel main frame, discharge, auger and shaft assembly
- Nylon bushings for smooth action
- Large 13" pneumatic tires
- Solid control linkage for discharge adjustment, and metal screen to prevent material jamming
- Plastic rain cover
- See additional specs and individual part number on page 44



ATV Spreader - ATVS15A



- 15 gallon capacity
- Quick detachable mounting bracket
- Spread width up to 30'
- Adjustable shut-off gate
- 8-1/2' power cable w/ ON/OFF switch
- 12 VDC, 5 AMP
- Gravity feed
- Spreads dry free flowing materials
- See additional specs on page 44

ATV Spreader - ATVS100



- 12.5 Gallon Capacity
- Quick Detachable Mounting Bracket
- Spread width up to 25'
- Adjustable Shut-Off Gate
- Hopper Empties Completely
- Spreads dry free flowing materials
- See additional specs on page 44

UTV Spreader - UTVS16

- 15 gallon capacity
- 2" receiver mount
- Quick detachable mounting bracket
- Spread width up to 30'
- Adjustable shut-off gate
- 8-1/2' power cable w/ ON/OFF switch
- 12 VDC, 5 AMP
- Gravity feed
- Spreads dry free flowing materials
- See additional specs on page 44



Poly Salt Boxes

- Durable, corrosion free construction
- Double panel, sloped lid with integral hasp
- Hand holds for ease of carrying
- Fork lift slots
- Stackable (9031100)
- 9031100: 36"W x 24"D x 30"H
- 9031105: 36"W x 24"D x 20"H (Ships UPS)
- 9031110: Salt Scoop



44" Light Bar Kits

- 8891144: 44" LED Light Bar Kit (Includes (2) Red LED Round STT lights, (2) Amber LED Round Strobe lights, (3) Red LED Round Marker lights, Wire Harness, (2) LED Load Equalizers and Lightbar)
- 8891145: 44" LED Light Bar Kit (Includes (2) Red LED Oval STT lights, (2) Amber LED Oval Strobe lights, (3) Red LED Round Marker lights, Wire Harness, (2) LED Load Equalizers and Lightbar)



8891144 Light Bar Kit



8891145 Lightbar Kit

66" Light Bar Kits

- 8891150: 66" LED Light Bar Kit (Includes (2) Red LED Oval STT lights, (2) Amber LED Oval Strobe lights, (3) .75" Red LED Round Marker lights, Wire Harness, (2) LED Load Equalizers & Lightbar)
- 8891166: 66" LED Light Bar Kit (Includes (2) Red LED Round STT lights, (2) Clear LED Round Back-Up lights, (2) Amber LED Round Strobe lights, (3) Red LED Round Marker lights, Wire Harness, (2) LED Load Equalizers and Lightbar)
- 8891167: 66" LED Light Bar Kit (Includes (4) Red LED Round STT lights, (2) Amber LED Round Strobe lights, (3) Red LED Round Marker lights, Wire Harness, (2) LED Load Equalizers and Lightbar)
- 8891168: 66" LED Light Bar Kit (Includes (2) Red LED Oval STT lights, (2) Clear LED Oval Back-Up lights, (2) Amber LED Oval Strobe lights, (3) Red LED Round Marker lights, Wire Harness, (2) LED Load Equalizers and Lightbar)
- 8891169: 66" LED Light Bar Kit (Includes (4) Red LED Oval STT lights, (2) Amber LED Oval Strobe lights, (3) Red LED Round Marker lights, Wire Harness, (2) LED Load Equalizers and Lightbar)



8891150 Lightbar Kit



8891166 Lightbar Kit



8891167 Lightbar Kit



8891168 Lightbar Kit



8891169 Lightbar Kit

77" Light Bar Kits

- 8891177: 77" LED Light Bar Kit (Includes (2) Red LED Oval STT lights, (2) Amber LED Oval Strobe lights, (2) Clear LED Oval Back-Up lights, (3) .75" Red LED Round Marker lights, Wire Harness, (2) LED Load Equalizers & Lightbar)
- 8891178: 77" LED Light Bar Kit (Includes (4) Red LED Oval STT lights, (2) Amber LED Oval Strobe lights, (3) .75" Red LED Round Marker lights, Wire Harness, (2) LED Load Equalizers & Lightbar)



8891177 Lightbar Kit



8891178 Lightbar Kit

Light Options For Spreaders

See more at www.buyersproducts.com/electrical-lighting



1492100 - 5" 12V-24V
Clear, 2.92 Amps, 35 Watts



1492110 - 5" 12V-24V, Clear,
54 LED's, .3 Amps, 375 Lumens



1492111 - 5" 12V-24V, Amber,
54 LED's, .3 Amps, 375 Lumens



1492115 - 5" 12V-24V, Clear,
6 LED's, 1.5 Amps, 1350 Lumens



1492116 - 5" 12V-24V, Amber,
6 LED's, 1.5 Amps, 1350 Lumens



1492127 - 5" 12V-24V, Clear,
14 LED's, 3 Amps, 2525 Lumens

BRIGHTER
LED's



1492117 - 4.3" 12V-24V, Clear,
5 LED's, 1.2 Amps, 1050 Lumens



1492119 - 5.3" 12V-24V, Clear,
9 LED's, 2.25 Amps, 1500 Lumens



1492128- 4.6" 12V-24V, Clear,
16 LED's, 3.8 Amps, 3120 Lumens

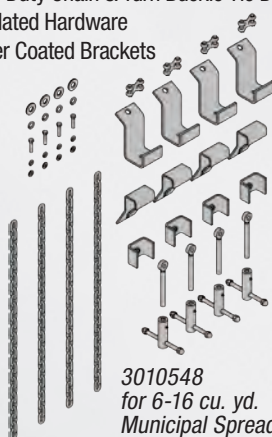
Driveway Markers

- 5/16" x 48"
- Pencil end for easy staking
- Rounded end resists splintering
- 1308600: Orange Markers



Tie Down Kit

- Part No. 3010548
- Heavy-Duty Chain & Turn Buckle Tie Down Kit
- Zinc Plated Hardware
- Powder Coated Brackets



3010548
for 6-16 cu. yd.
Municipal Spreaders

Dump Body Tailgate Lock Kit

- Part No. 3008560 (Steel), 3036588 (stainless steel)
- 3" Structural Steel Channel
- 1.25" Pins
- Black Powder Coat Finish or Stainless Steel



PART NUMBER	CAPACITY	SIDE	WIDTH	LENGTH OVERALL	HOPPER LENGTH	FEED MECHANISM
MDS PGS 4-5						
933093648	6.4 cu. yds.	53"	96"	111"	108"	30.25"W Conveyor with 1/2" Bars
933103648	7.2 cu. yds.	53"	96"	123"	120"	30.25"W Conveyor with 1/2" Bars
933113648	8.0 cu. yds.	53"	96"	135"	132"	30.25"W Conveyor with 1/2" Bars
933123648	8.8 cu. yds.	53"	96"	147"	144"	30.25"W Conveyor with 1/2" Bars
933133648	9.6 cu. yds.	53"	96"	159"	156"	30.25"W Conveyor with 1/2" Bars
933143648	10.4 cu. yds.	53"	96"	170"	168"	30.25"W Conveyor with 1/2" Bars
933153648	11.2 cu. yds.	53"	96"	182"	180"	30.25"W Conveyor with 1/2" Bars

PART NUMBER	CAPACITY	HEIGHT	WIDTH	LENGTH OVERALL	HOPPER LENGTH	FEED MECHANISM
WALK BEHINDS/ATV/UTV PGS 39-41						
WB101G	1.5 cu.ft./100 lb.	31.5"	26.5"	22.5"	19"	Gravity Feed with Agitator
WB201G	1.5 cu.ft./100 lb.	31.5"	26.5"	22.5"	19"	Gravity Feed with Agitator
WB150BG	1.5 cu.ft./100 lb.	31.5"	26.5"	22.5"	19"	Gravity Feed with Agitator
WB250BG	1.5 cu.ft./100 lb.	31.5"	26.5"	22.5"	19"	Gravity Feed with Agitator
TB150BG	1.5 cu.ft./100 lb.	31.5"	26.5"	46"	19"	Gravity Feed with Agitator
WB400	2.5 cu.ft./200 lb.	35"	44"	18.3"	43.1"	Gravity Feed
ATVS15A	15 Gallon	32.75"	18"	18.25"	16.5"	Gravity Feed
ATVS100	12.5 Gallon	16.25"	26.5"	32.75"	19"	Gravity Feed
UTVS16	15 Gallon	45"	18"	46"	16.5"	Gravity Feed

PART NUMBER	CAPACITY	HEIGHT	WIDTH	LENGTH OVERALL	HOPPER LENGTH	FEED MECHANISM
ELECTRIC TAILGATE PGS 6-11						
TGSUV1B	4.4 cu. ft.	40.5"	22.5"	21"	19"	manual open/close gate w/ gravity feed
TGSUVPROA	4.4 cu. ft.	40.5"	22.5"	21"	19"	gravity feed w/vertical 12 VDC auger assist
TGS01B	8 cu. ft.	45.7"	29.7"	26"	26"	gravity feed w/vertical 12 VDC auger assist
TGS02	3.0 cu. ft.	31.5"	30.9"	30"	18.3"	Horizontal Auger Feed
TGS03	8 cu. ft.	45"	38"	38"	28"	Horizontal Auger Feed
TGS03RED	8 cu. ft.	45"	38"	38"	28"	Horizontal Auger Feed
TGS03YEL	8 cu. ft.	45"	38"	38"	28"	Horizontal Auger Feed
TGS05B	10.79 cu. ft.	40.1"	54.3"	52.25"	23"	gravity feed w/vertical 12 VDC auger assist
TGS06	10 cu. ft.	40"	63"	52"	26.9"	manual open/close gate w/ gravity feed
TGS07	11 cu. ft.	46"	53"	51"	26"	Horizontal Auger Feed
TGS07RED	11 cu. ft.	46"	53"	51"	26"	Horizontal Auger Feed
TGS07YEL	11 cu. ft.	46"	53"	51"	26"	Horizontal Auger Feed

PART NUMBER	CAPACITY	HEIGHT	WIDTH	LENGTH OVERALL	HOPPER LENGTH	FEED MECHANISM
ELECTRIC DRIVE PGS 12-21						
SHPE0750	0.75 cu. yds.	28"	48"	63.2"	53"	2.5" Stainless Steel Auger & Trough
SHPE0750X	0.75 cu. yds.	28"	48"	66.7"	53"	2.5" Stainless Steel Auger & Trough
SHPE1000	1.0 cu. yds.	34"	48"	82.1"	68"	2.5" Stainless Steel Auger & Trough
SHPE1000X	1.0 cu. yds.	34"	48"	82.1"	68"	2.5" Stainless Steel Auger & Trough
SHPE1500	1.5 cu. yds.	38"	50.5"	99.7"	87.3"	2.5" Stainless Steel Auger & Trough
SHPE1500X	1.5 cu. yds.	38"	50.5"	103.1"	87.3"	2.5" Stainless Steel Auger & Trough
SHPE1500RED	1.5 cu. yds.	38"	50.5"	99.7"	87.3"	2.5" Stainless Steel Auger & Trough
SHPE1500XRED	1.5 cu. yds.	38"	50.5"	99.7"	87.3"	2.5" Stainless Steel Auger & Trough
SHPE1500YEL	1.5 cu. yds.	38"	50.5"	99.7"	87.3"	2.5" Stainless Steel Auger & Trough
SHPE1500XYEL	1.5 cu. yds.	38"	50.5"	99.7"	87.3"	2.5" Stainless Steel Auger & Trough
SHPE2000	2 cu. yds.	40"	47.8"	100"	96"	2.5" Stainless Steel Auger & Trough
SHPE2000X	2 cu. yds.	40"	47.8"	103.3"	96"	2.5" Stainless Steel Auger & Trough
SHPE2000RED	2 cu. yds.	40"	47.8"	100"	96"	2.5" Stainless Steel Auger & Trough
SHPE2000XRED	2 cu. yds.	40"	47.8"	100"	96"	2.5" Stainless Steel Auger & Trough
SHPE2000YEL	2 cu. yds.	40"	47.8"	100"	96"	2.5" Stainless Steel Auger & Trough
SHPE2000XYEL	2 cu. yds.	40"	47.8"	100"	96"	2.5" Stainless Steel Auger & Trough
PRO2000	2 cu. yds.	44.3"	48"	96"	96"	5.25" Steel Auger, Stainless Steel Trough
PRO2000CH	2 cu. yds.	44.3"	48"	96"	96"	12"W Conveyor Chain
PRO2500	2.5 cu. yds.	44.3"	48"	116.5"	116.5"	5.25" Steel Auger, Stainless Steel Trough
PRO2500CH	2.5 cu. yds.	44.3"	48"	116.5"	116.5"	12"W Conveyor Chain
SHPE3000	3 cu. yds.	52.7"	49.6"	123.7"	114"	6" Steel Auger, Stainless Steel Trough
SHPE3000CH	3 cu. yds.	52.7"	49.6"	123.7"	114"	12"W Conveyor Chain
SHPE4000	4 cu. yds.	43.5"	74"	114.8"	99.5"	5.5" Steel Auger, Stainless Steel Trough
SHPE6000	6 cu. yds.	57"	77"	133.5"	127"	6" Steel Auger, Stainless Steel Trough
1400601SS	2.0 cu. yds.	32.1"	47"	110.8"	96"	12"W Conveyor Chain
1400701SS	1.5 cu. yds.	32.1"	47"	86.8"	72"	12"W Conveyor Chain

PART NUMBER	CAPACITY	HEIGHT	WIDTH	LENGTH OVERALL	HOPPER LENGTH	FEED MECHANISM
GAS DRIVE PG 22						
1400200SS	1.5 cu. yds.	32.1"	47"	99.7"	72"	12"W Conveyor Chain
1400250SS	1.5 cu. yds.	32.1"	47"	99.7"	72"	12"W Conveyor Chain
1400050	2 cu. yds.	32.1"	47"	100"	96"	12"W Conveyor Chain
1400100	2 cu. yds.	32.1"	47"	100"	96"	12"W Conveyor Chain
1400050SS	2 cu. yds.	32.1"	47"	100"	96"	12"W Conveyor Chain
1400100SS	2 cu. yds.	32.1"	47"	100"	96"	12"W Conveyor Chain
1400400	2 cu. yds.	35"	47"	100"	95.5"	12"W Conveyor Chain
1400450	2 cu. yds.	35"	47"	100"	95.5"	12"W Conveyor Chain
1400300SS	2.5 cu. yds.	32.1"	47"	124.8"	120"	12"W Conveyor Chain
1400350SS	2.5 cu. yds.	32.1"	47"	124.8"	120"	12"W Conveyor Chain

PART NUMBER	CAPACITY	HEIGHT	WIDTH	LENGTH OVERALL	HOPPER LENGTH	FEED MECHANISM
2.5 – 3.0 CU. YD. CONVEYOR MID-SIZE PG 23						
1400455SS	2.5 cu. yds.	38.0"	38.0"	115.9"	96"	14.5"W Conveyor Chain, Gas
1400455SSE	2.5 cu. yds.	38.0"	38.0"	116.5"	96"	14.5"W Conveyor Chain, Electric
1400455SSH	2.5 cu. yds.	38.0"	38.0"	118.8"	96"	14.5"W Conveyor Chain, Hydraulic
1400460SS	2.75 cu. yds.	38.0"	38.0"	127.9"	108"	14.5"W Conveyor Chain, Gas
1400460SSE	2.75 cu. yds.	38.0"	38.0"	128.5"	108"	14.5"W Conveyor Chain, Electric
1400460SSH	2.75 cu. yds.	38.0"	38.0"	130.0"	108"	14.5"W Conveyor Chain, Hydraulic
1400465SS	3.0 cu. yds.	38.0"	38.0"	138.9"	120"	14.5"W Conveyor Chain, Gas
1400465SSE	3.0 cu. yds.	38.0"	38.0"	140.5"	120"	14.5"W Conveyor Chain, Electric
1400465SSH	3.0 cu. yds.	38.0"	38.0"	141.8"	120"	14.5"W Conveyor Chain, Hydraulic

PART NUMBER	CAPACITY	HEIGHT	WIDTH	LENGTH OVERALL	HOPPER LENGTH	FEED MECHANISM
3.5 – 5 CU. YD. CONVEYOR MUNICIPAL PG 24						
1400475SS	3.5 cu. yds.	45.5"	70"	115.9"	96"	14.5"W Conveyor Chain, Gas
1400475SSE	3.5 cu. yds.	45.5"	70"	115.9"	96"	14.5"W Conveyor Chain, Electric
1400475SSH	3.5 cu. yds.	45.5"	70"	118.8"	96"	14.5"W Conveyor Chain, Hydraulic
1400500SS	4.0 cu. yds.	45.5"	70"	127.9"	108"	14.5"W Conveyor Chain, Gas
1400500SSE	4.0 cu. yds.	45.5"	70"	127.9"	108"	14.5"W Conveyor Chain, Electric
1400500SSH	4.0 cu. yds.	45.5"	70"	130.0"	108"	14.5"W Conveyor Chain, Hydraulic
1400550SS	4.5 cu. yds.	45.5"	70"	138.9"	120"	14.5"W Conveyor Chain, Gas
1400550SSE	4.5 cu. yds.	45.5"	70"	138.9"	120"	14.5"W Conveyor Chain, Electric
1400550SSH	4.5 cu. yds.	45.5"	70"	141.8"	120"	14.5"W Conveyor Chain, Hydraulic
1400505SS	5.0 cu. yds.	57.5"	70"	138.9"	120"	14.5"W Conveyor Chain, Gas
1400505SSE	5.0 cu. yds.	57.5"	70"	138.9"	120"	14.5"W Conveyor Chain, Electric
1400505SSH	5.0 cu. yds.	57.5"	70"	141.8"	120"	14.5"W Conveyor Chain, Hydraulic
1400560SS	5.0 cu. yds.	50.6"	70"	138.9"	120"	14.5"W Conveyor Chain, Gas
1400560SSE	5.0 cu. yds.	50.6"	70"	138.9"	120"	14.5"W Conveyor Chain, Electric
1400560SSH	5.0 cu. yds.	50.6"	70"	141.8"	120"	14.5"W Conveyor Chain, Hydraulic

PART NUMBER	CAPACITY	HEIGHT	WIDTH	LENGTH OVERALL	HOPPER LENGTH	FEED MECHANISM
HYDRAULIC 7 - 10 CU. YD. AUGER MUNI PG 25						
1471056SSH	7 cu. yds.	55.25"	87.7"	84"	120"	7" Hard Surface, Multi Pitch Auger
1471156SSH	8 cu. yds.	55.25"	87.7"	84"	132"	7" Hard Surface, Multi Pitch Auger
1471256SSH	9 cu. yds.	55.25"	87.7"	84"	144"	7" Hard Surface, Multi Pitch Auger
1471456SSH	10 cu. Yds	55.25"	87.7"	84"	168"	7" Hard Surface, Multi Pitch Auger

PART NUMBER	CAPACITY	HEIGHT	WIDTH	LENGTH OVERALL	HOPPER LENGTH	FEED MECHANISM
HYDRAULIC 6 - 16 CU. YD. CONVEYOR MUNI PGS 26-27						
1450657SSH	6 cu. yd.	57"	82"	132"	108"	24"W Conveyor, 50:1 Gearbox ratio
1425657SSH	6 cu. yd.	57"	82"	132"	108"	24"W Conveyor, 25:1 Gearbox ratio
1406657SSH	6 cu. yd.	57"	82"	132"	108"	24"W Conveyor, 6:1 Gearbox ratio
1450757SSH	7 cu. yd.	57"	82"	144"	120"	24"W Conveyor, 50:1 Gearbox ratio
1425757SSH	7 cu. yd.	57"	82"	144"	120"	24"W Conveyor, 25:1 Gearbox ratio
1406757SSH	7 cu. yd.	57"	82"	144"	120"	24"W Conveyor, 6:1 Gearbox ratio
1450863SSH	8 cu. yd.	63"	82"	144"	120"	24"W Conveyor, 50:1 Gearbox ratio
1425863SSH	8 cu. yd.	63"	82"	144"	120"	24"W Conveyor, 25:1 Gearbox ratio
1406863SSH	8 cu. yd.	63"	82"	144"	120"	24"W Conveyor, 6:1 Gearbox ratio
1450969SSH	9 cu. yd.	69"	82"	144"	120"	24"W Conveyor, 50:1 Gearbox ratio
1425969SSH	9 cu. yd.	69"	82"	144"	120"	24"W Conveyor, 25:1 Gearbox ratio
1406969SSH	9 cu. yd.	69"	82"	144"	120"	24"W Conveyor, 6:1 Gearbox ratio
1451057SSH	10 cu. yds.	57"	82"	168"	144"	24"W Conveyor, 50:1 Gearbox ratio
1421057SSH	10 cu. yds.	57"	82"	168"	144"	24"W Conveyor, 25:1 Gearbox ratio
1461057SSH	10 cu. yds.	57"	82"	168"	144"	24"W Conveyor, 6:1 Gearbox ratio
1451163SSH	11 cu. yds.	63"	82"	168"	144"	24"W Conveyor, 50:1 Gearbox ratio
1421163SSH	11 cu. yds.	63"	82"	168"	144"	24"W Conveyor, 25:1 Gearbox ratio
1461163SSH	11 cu. yds.	63"	82"	168"	144"	24"W Conveyor, 6:1 Gearbox ratio
1451369SSH	13 cu. yds.	69"	82"	168"	144"	24"W Conveyor, 50:1 Gearbox ratio
1421369SSH	13 cu. yds.	69"	82"	168"	144"	24"W Conveyor, 25:1 Gearbox ratio
1461369SSH	13 cu. yds.	69"	82"	168"	144"	24"W Conveyor, 6:1 Gearbox ratio
1451257SSH	12 cu. yds.	57"	82"	192"	168"	24"W Conveyor, 50:1 Gearbox ratio
1421257SSH	12 cu. yds.	57"	82"	192"	168"	24"W Conveyor, 25:1 Gearbox ratio
1461257SSH	12 cu. yds.	57"	82"	192"	168"	24"W Conveyor, 6:1 Gearbox ratio
1451363SSH	13 cu. yds.	63"	82"	192"	168"	24"W Conveyor, 50:1 Gearbox ratio
1421363SSH	13 cu. yds.	63"	82"	192"	168"	24"W Conveyor, 25:1 Gearbox ratio
1461363SSH	13 cu. yds.	63"	82"	192"	168"	24"W Conveyor, 6:1 Gearbox ratio
1451469SSH	14 cu. yds.	69"	82"	192"	168"	24"W Conveyor, 50:1 Gearbox ratio
1421469SSH	14 cu. yds.	69"	82"	192"	168"	24"W Conveyor, 25:1 Gearbox ratio
1461469SSH	14 cu. yds.	69"	82"	192"	168"	24"W Conveyor, 6:1 Gearbox ratio

PART NUMBER	CAPACITY	HEIGHT	WIDTH	LENGTH OVERALL	HOPPER LENGTH	FEED MECHANISM
ELECTRIC 7 - 9 CU. YD. CONVEYOR MUNI PG 28						
1490757SSE	7 cu. yds.	50"	82"	144"	120"	24"W Conveyor with 3/8" Bars
1490957SSE	9 cu. yds.	50"	82"	168"	144"	24"W Conveyor with 3/8" Bars

PART NUMBER	CAPACITY	HEIGHT	WIDTH	LENGTH OVERALL	DROP POSITION	FEED MECHANISM
UNDER TAILGATE PGS 29-31						
92440SSA	N/A	31.25"/34.25"	96"	25"	stnd	6" Auger w/3/8" fighting, Electric
92441SSA	N/A	31.25"/34.25"	96"	25"	center	6" Auger w/3/8" fighting, Electric
92420A	N/A	31.25"/34.25"	96"	18"	stnd	6" Auger w/3/8" fighting, Hydraulic
92420SSA	N/A	31.25"/34.25"	96"	18"	stnd	6" Auger w/3/8" fighting, Hydraulic
92421SSA	N/A	38.00"/41.00"	96"	19"	stnd	6" Auger w/3/8" fighting, Hydraulic
92422SSA	N/A	38"/41"	96"	19"	stnd	6" Auger w/3/8" hard faced fighting, Hydraulic
92425SSA	N/A	31.25"/34.25"	96"	18"	ds	6" Auger w/3/8" fighting, Hydraulic
92426SSA	N/A	38"/41"	96"	19"	ds	6" Auger w/3/8" fighting, Hydraulic
92427SSA	N/A	38"/41"	96"	19"	ds	6" Auger w/3/8" hard faced fighting, Hydraulic
92428SSA	N/A	31.25"/34.25"	96"	18"	stnd	6" Auger w/3/8" fighting, Hydraulic
92430A	N/A	31.25"/34.25"	96"	18"	stnd	6" Auger w/3/8" fighting, 5:1 Gearbox ratio, Hydraulic
92430SSA	N/A	31.25"/34.25"	96"	18"	stnd	6" Auger w/3/8" fighting, 5:1 Gearbox ratio, Hydraulic
92450SSA	N/A	33.6"/36"	96"	19"	ds or ps	9" Auger w/3/8" fighting, Hydraulic

PART NUMBER	CAPACITY	HEIGHT	WIDTH	LENGTH OVERALL	DROP POSITION	FEED MECHANISM
REPLACEMENT TAILGATE PG 38						
9035100	N/A	37.2-40.2	84.25-90.25	N/A	center	6" Auger w/3/8" fighting, Electric
9035101	N/A	37.2-40.2	84.25-90.25	N/A	ds	6" Auger w/3/8" fighting, Electric
9035102	N/A	35.5-38.5	84.25-90.25	N/A	center	6" Auger w/3/8" fighting, Hydraulic
9035103	N/A	35.5-38.5	84.25-90.25	N/A	ds	6" Auger w/3/8" fighting, Hydraulic
5535000	N/A	36"	73"-95"	N/A	center	Dual Flight Augers w/Mixing Tines



Our History

1946
Buyers Products Company founded by Sam Ruven and Bessie Kleinman as a distributor of driveline components.



Buyers continued to grow its product offerings and build valued relationships with customers and suppliers. Increased demand for products led to the pursuit of supply chain manufacturing solutions.



1988
Buyers acquired Viking Forge in Streetsboro, Ohio with 6 complete forge lines. This facility manufactures our hitches, D-rings, and other towing and cargo parts.



1992
Buyers acquired Trailer Components Manufacturing (Tracom) for CNC precision machining and tooling, as well as state-of-the-art welding.

1995
Buyers acquired Progressive Powder Coating. Our Nordson automatic powder application booth is used to powder coat our Buyers toolboxes and other truck and trailer accessories.



2002
Buyers moved its corporate headquarters to a brand new 235,000 sq. ft. state-of-the-art office and distribution center.



2004
Buyers acquired Romotech in New Paris, Indiana. Our Ferry Industries Rotospeed molding machines are used to manufacture our poly salt spreaders.




2007
Buyers began manufacturing the SnowDogg stainless steel snowplow at our Mentor, Ohio facility.



2009
Buyers began our operations at Boomerang Rubber, in Botkins, Ohio manufacturing mudflaps, wheel chocks and other rubber truck and trailer accessories.



2013
Buyers acquired an additional 500,000 sq.ft. manufacturing facility in Mentor, Ohio allowing for expansion of our aluminum and stainless steel manufacturing.



Our Corporate Family of Companies



Founded in 1946, Buyers Products is a fully integrated manufacturer and supplier of products for the mobile equipment industry. **Multiple manufacturing capabilities include forging, stamping, laser cutting, CNC machining, robotic welding, rotational molding, powder coating and assembly.**

Product lines include towing products, toolboxes, truck and trailer hardware, rubber and polymer products, dump body hardware, cables and control systems, hydraulics, pneumatics, driveline components, lights, mudflaps, snowplows, salt spreaders and snow & ice control products.

The Buyers family of manufacturing companies

Tracom

VIKING FORGE

 **Romotech**
Rotational Molding Technologies, Inc.

 **Boomerang**
RUBBER, INC.


PROGRESSIVE
POWDER COATING, INC.