




### 36" PRO SERIES™ TOOL BOX

This 36" Pro Series™ Tool Box looks and performs great. It has a single handle and is built with all the same features that our longer boxes, including a pre-cut, built-in oval light provision. With an outside dimension of 36" long x 18" tall x 18" deep this box is perfect as an add on or for use in tight spaces.

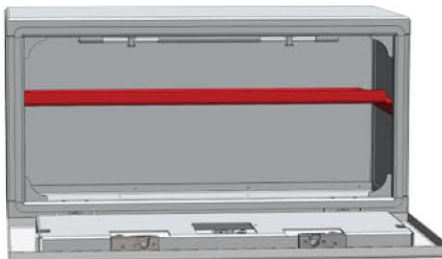
Note: this box will not accept the ITD1284 Slide in Jack Bracket

### Smart Part Number Kits



#### ITD1536

This 36" Pro Series™ Tool Box comes with the box only. No accessory products will be installed or included.



#### ITD1536-FS

Includes:  
**ITD1536** 36" Pro Series Tool Box  
 ITD1288 Pre-Installed 36" Full Shelf

Pre-Installed Accessories



## ONLINE VIDEO

Watch The Pro Series™ Tool Box Video  
[www.intheditch.com](http://www.intheditch.com) or YouTube

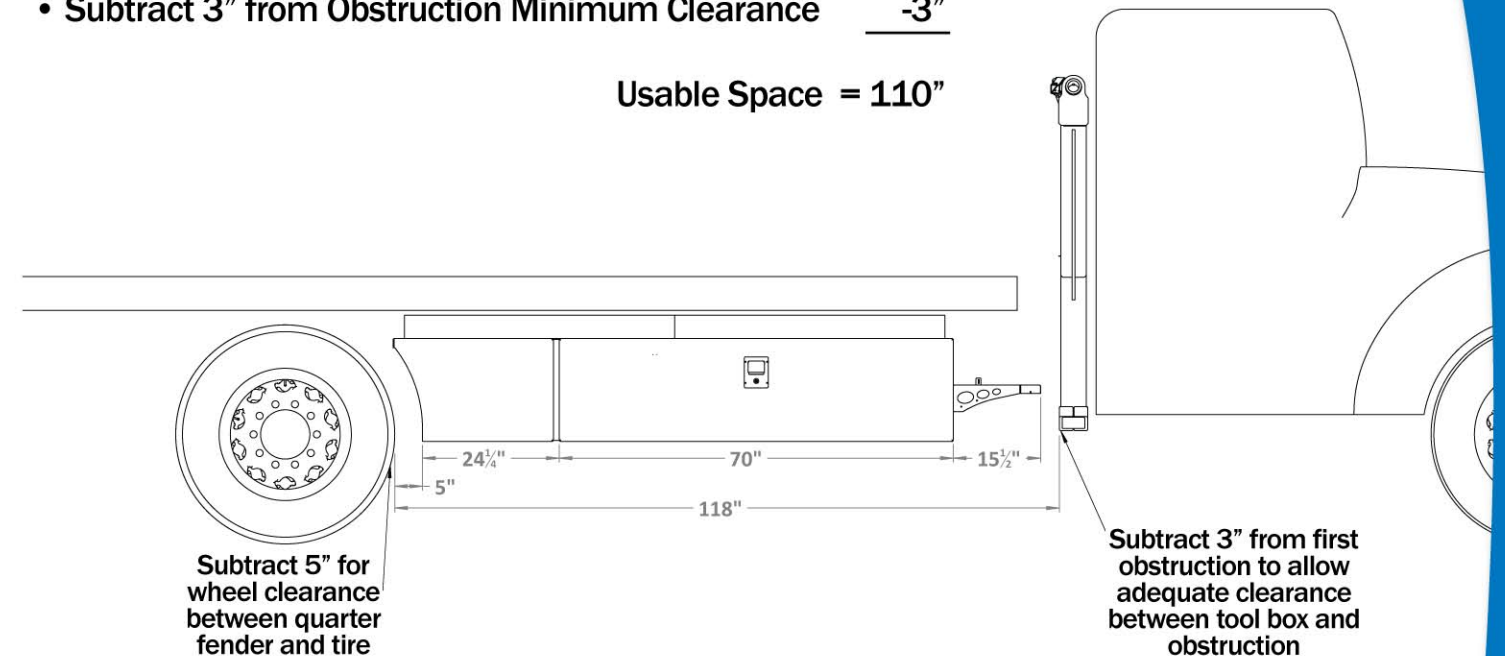
Scan here to watch a video about the Pro Series™ Tool Boxes or visit us at [www.intheditch.com](http://www.intheditch.com)



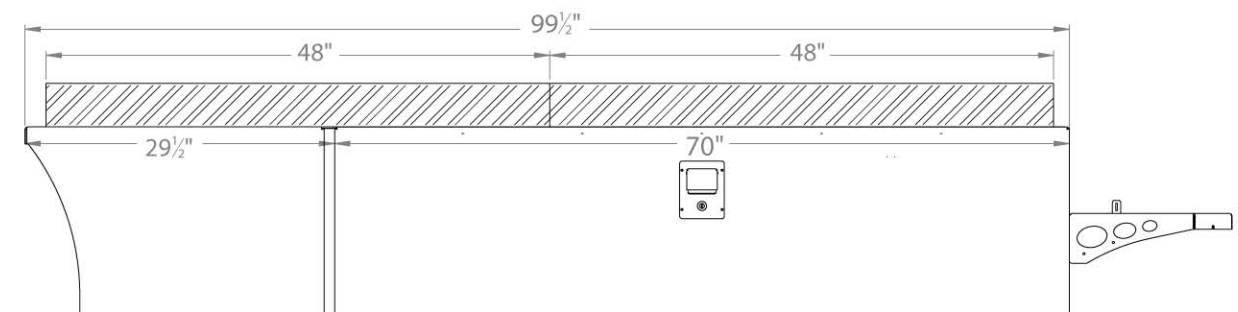
## HOW TO MEASURE YOUR TRUCK'S USEABLE SPACE

- Measure from First Obstruction to Front of Tire **118"**
- Subtract Quarter Fender Minimum Tire Clearance **-5"**
- Subtract 3" from Obstruction Minimum Clearance **-3"**

Usable Space = **110"**



### How to measure your box top trays for your tool box configuration



- Quarter Fender Top Measurement **29 1/2"**
- Toolbox(s) Size **+ 70"**

Usable Space For Box Tops = **99 1/2"**