



Model 135C/150C Semitrailer Parts Manual



LANDOLL CORPORATION

1900 North Street

Marysville, Kansas 66508

(785) 562-5381

800-428-5655 ~ WWW.LANDOLL.COM

Table of Contents

1 Illustrated Parts List

Instructions for Ordering Parts	1-1
General Assembly	1-2
General Assembly	1-2
Decals	1-4
Decal Installation	1-4
Frame Assemblies	1-8
Frame Assembly	1-8
Air Ramp Assembly	1-14
6' Air Ramp - General Assembly	1-14
6' Air Ramp - Air System	1-16
Ramp Assemblies - Short Tail	1-18
Ramp Assemblies - Short Tail	1-18
Ramp Assembly - Long Tail	1-22
Ramp Assembly - Long Tail Option	1-22
Upper Deck Ramp Assembly	1-24
Upper Deck Ramp Assembly	1-24
Hydraulic Electrical Air	1-26
Hydraulic General Assembly	1-26
Connectors - Front Sub Assembly	1-28
Valves	1-29
Valve Assembly - Air Booster	1-29
Valve Assembly - 2 Spool Control	1-30
Valve Assembly - 2 Spool Solenoid	1-31
Electrical	1-32
Electrical System	1-32
Electrical - Continued	1-34
Electrical - Continued	1-36
Receiver Transmitter - Macro Kar 900	1-38
Grease System	1-40
Grease System - 135C	1-40
Grease System - 150C	1-42
Suspensions	1-44
Air Ride Suspension - 135C	1-44
Air Ride Suspension - 150C	1-46
Air Tank	1-48
Air Control Kit - Neway	1-49
Air Control Kit - Lower Suspension	1-50
Axle and Brakes	1-52
Suspension Hanger - RLU-228	1-52
Axle and Brake Assembly - 12-1/4 x 7-1/2	1-54
Axle and Brake Assembly - 16-1/2 x 7	1-56

Outboard Pilot Mount Hub & Drum	1-58
Air Brake System	1-60
Air Brake System - 135C	1-60
Air Brake System - 150C	1-62
ABS Brake Kit - Rockwell	1-64
Winches	1-66
Winch Installation - 12K Spring Tension (Braden)	1-66
Winch Items - 12,000Lb. (BRADEN)	1-68
Winch Installation - 20K Spring Tension (BRADEN)	1-72
Winch Installation - 20K Air Tension/Release (BRADEN)	1-76
Winch Items - 20,000Lb. (BRADEN)	1-80
Winch - Air Shift Cylinder	1-83
Winch - Motor Assembly	1-84
Winch Installation - 12k (WARN)	1-86
Winch Items - 12k (WARN)	1-88
Winch Installation - 20k 2 Speed (WARN)	1-90
Winch Items - 20K 2 Speed (WARN)	1-92
Winch Installation - 30K 2 Speed (WARN)	1-94
Winch Items - 30K 2 Speed (WARN)	1-96
Landing Gear	1-97
Landing Gear Installation - "Bolt On" Park Stand	1-97
Landing Gear Installation - Jost 410	1-98
Landing Gear Installation - Jost #A401T19	1-100
Air Digital Scales - Options	1-102
Air Digital Scale - Loadmaxx System	1-102
Air Digital Scale - Quickload System	1-103
Air Digital Scale - Right Weigh System	1-104
Bulkheads - Options	1-106
Bulkhead Assembly	1-106
Bulkhead - Chain Rack Lights General Assembly	1-108
Bulkhead - Chain Rack Lights Electrical System	1-110
Bulkhead - Rack Mount Installation	1-112
Bulkhead - Work Light Installation	1-114
Electrical Installation - Options	1-116
7-Way Electrical Installation	1-116
Swingout Light Installation	1-117
Swing Arm Light Assembly - Turn Signal/Emergency Flasher	1-118
Swing Arm Marker Light Assembly - STREET	1-119
Swing Arm Marker Light Assembly - CURB	1-120
Roller Guides - Options	1-122
4 Roller Guide Installation - 12k (BRADEN)	1-122
4 Roller Guide Installation - 20K (BRADEN)	1-124
4 Roller Guide Installation - 20K/30K (WARN)	1-126
Spare Tire - Options	1-128
Spare Tire Mount Assembly	1-128
Spare Tire Mount Assembly - Horizontal	1-129
Retractable Step Assembly	1-130
Toolboxes - Options	1-131
Toolbox Installation - Steel/Aluminum Door	1-131

Toolbox Installation - Upper Deck 1-132

Upper Deck - Options 1-133

Upper Deck - Cover Assembly 1-133

Upper Deck - Roller Installation 1-134

Winches - Options 1-135

Winch - 12k/20K Guard Installation (BRADEN) 1-135

Winch - 20K/30K Guard Installation (WARN)..... 1-136

Winch - 20K Pivot Guard Installation 1-137

Winch - Tie Down Installation. 1-138

Winch - Trim Plate Installation 1-139

Winch - 4" Webbing Sliding Assembly 1-140

Winch - Work Light Installation. 1-141

Registration Holder Installation 1-143

Rubber Bumper Stop 1-144

Illustrated Parts List

Instructions For Ordering Parts

ORDER PARTS FROM LANDOLL PARTS DISTRIBUTION CENTER

**** Repair parts must be ordered through an Authorized Dealer ****

PHONE NO: 1-800-423-4320 OR 1-785-562-5381
 ORDER ONLINE: Dealer.landoll.com

FAX NO: 888-527-3909

IDENTIFICATION PLATE

The identification plate, which lists the model number and serial number, is located on the front of the frame (See Figure 1-1)

SERIAL NUMBER NOMENCLATURE

The serial number for the Model 135C/150C Series Semitrailer is located on the identification plate.

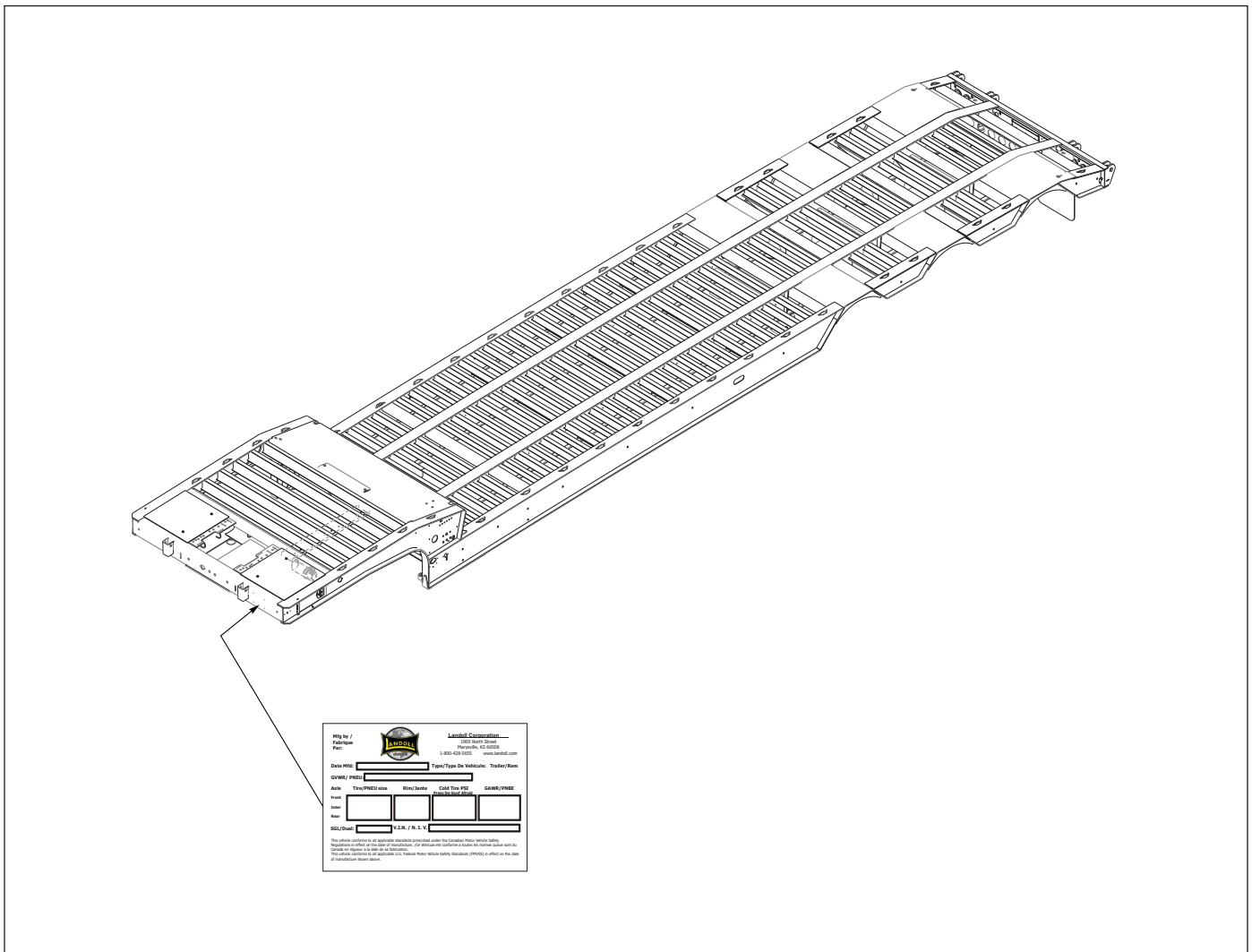


Figure 1-1: Identification Plate and Location

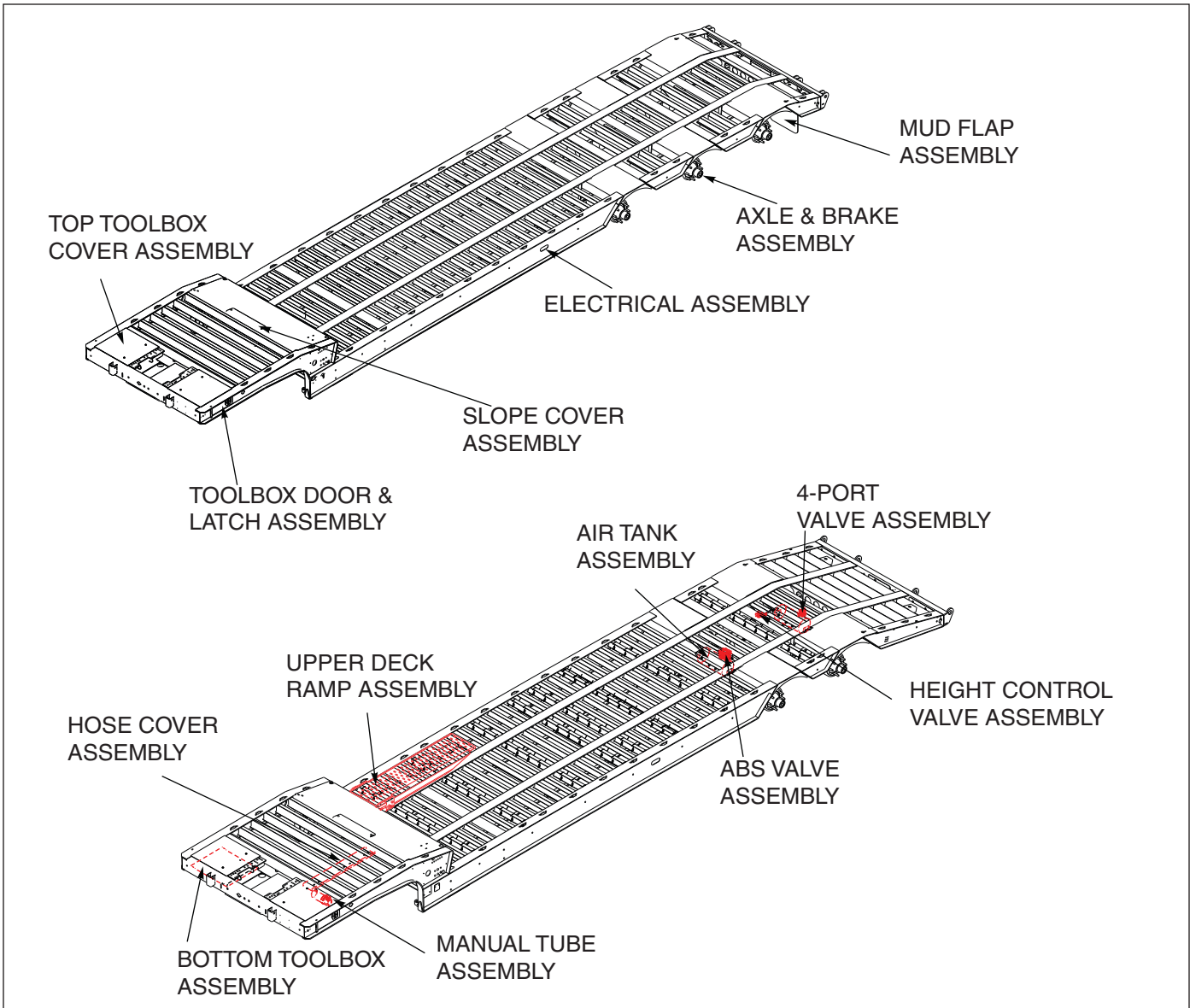


Figure 1-2: General Assembly

General Assembly

ITEM	PAGE NUMBER	DESCRIPTION	QTY.
1	1-4 - 1-7	DECAL PLACEMENT AND PARTS LIST	
2	1-8 - 1-12	FRAME ASSEMBLIES AND COMMON ASSEMBLY COMPONENTS	
3	1-14 - 1-25	AIR AND TAIL RAMP ASSEMBLIES	
4	1-26 - 1-39	HYDRAULIC, ELECTRIC, AIR COMPONENTS	
5	1-40 - 1-43	GREASE SYSTEM	
6	1-44 - 1-52	SUSPENSION ASSEMBLIES AND COMPONENTS	
7	1-54 - 1-65	AXLE AND BRAKE COMPONENTS	
8	1-66 - 1-96	WINCH ASSEMBLIES	
9	1-97 - 1-101	LANDING GEAR ASSEMBLIES	
10	1-102 - 1-105	DIGITAL SCALE OPTIONS	
11	1-106 - 1-145	WINCH, ELECTRICAL AND MISC. OPTIONS	

Decals

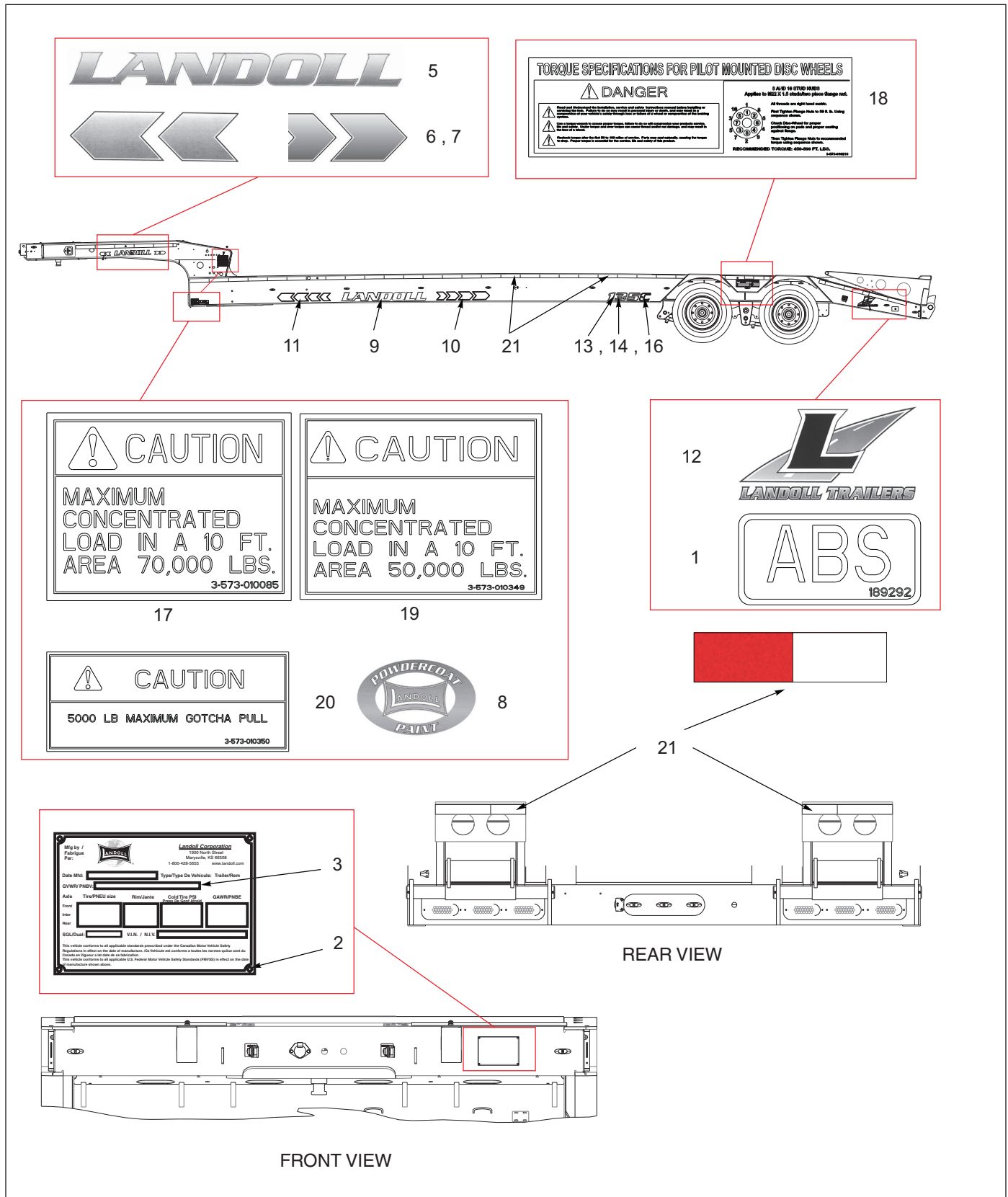


Figure 1-3: Decal Installation (1 of 2)

TORQUE SPECIFICATIONS FOR PILOT MOUNTED DISC WHEELS

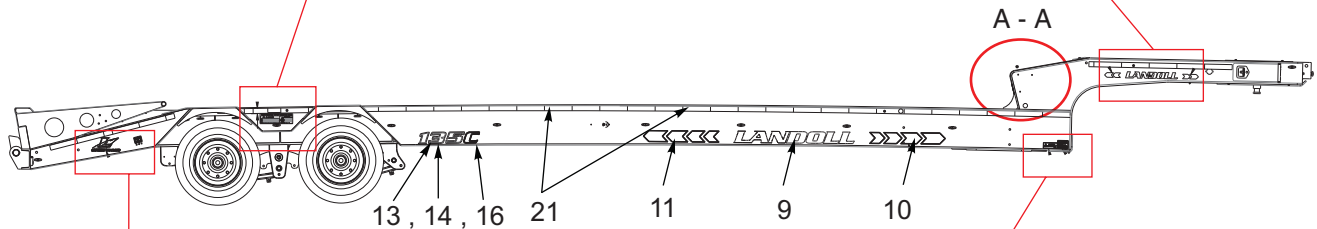
⚠ DANGER

Apply to 135C & 135C models (please change out).
 All wheels are right hand wheels.
 Check Wheel Nut for proper mounting on axle and proper mounting of the flange.
 Check Torque Flange Nut to recommended torque using appropriate station.
 RECOMMENDED TORQUE: 450-500 FT. LBS.

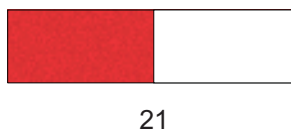
18

LANDOLL 5

6, 7



12



CAUTION

MAXIMUM CONCENTRATED LOAD IN A 10 FT. AREA 70,000 LBS.
3-573-010085

17

CAUTION

MAXIMUM CONCENTRATED LOAD IN A 10 FT. AREA 50,000 LBS.
3-573-010349

19

CAUTION

5000 LB MAXIMUM GOTCHA PULL
3-573-010350

20

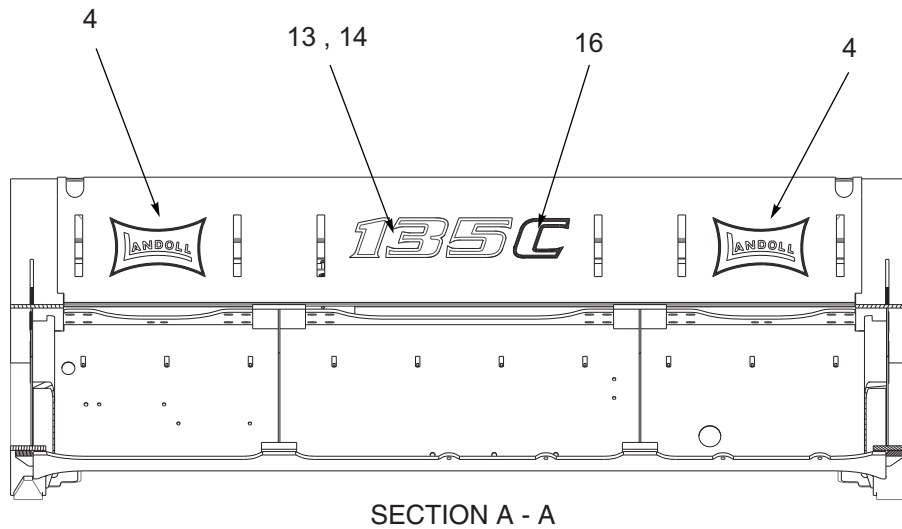


Figure 1-4: Decal Installation (2 of 2)

Decal Installation

ITEM	PART NUMBER	DESCRIPTION	QTY.	
	203258	DECAL PLACEMENT 135C	*	
	203259	DECAL PLACEMENT 150C		*
1	101855	WARNING LAMP LABEL, ABS	1	1
2	12420301-017	RIVET, BLIND, .156 X 1/4 GRIP	4	4
3	155780	INFORMATION FOR TRL VIN	1	1
4	192208	DECAAL BOWTIE 6-3/4 X 11	2	2
5	196167	DECAL LANDOLL SMALL	2	2
6	196168	DECAL ARROW SMALL 2LH	2	2
7	196169	DECAL ARROW SMALL 2RH	2	2
8	196173	DECAL POWDERCOAT SMALL	1	1
9	196174	DECAL LANDOLL LARGE	2	2
10	196175	DECAL ARROW LARGE 4RH	2	2
11	196176	DECAL ARROW LARGE 4LH	2	2
12	196177	DECAL HIGHWAY L LARGE	2	2
13	199194	DECAL 135 TRAILER	3	--
14	199195	DECAL 150 TRAILER	--	3
15	-----	FRAME ASSY 135CX102 S/R GROTE	REF	REF
16	203257	DECAL, LETTER C 4-1/2 IN.	3	3
17	3-573-010085	DECAL, CONC LOAD 70000 LBS	--	2
18	3-573-010210	DECAL, TORQUE SPEC 8-10 STUD HUB	2	2
19	3-573-010349	DECAL, CAUTION 50K/10FT CONC LOAD	2	--
20	3-573-010350	DECAL, MAXIMUM PULL	2	2
21	3-573-010377	DECAL, 2 IN. REFLEXITE TAPE, RD/WHT	1032.5	1032.5

Frame Assemblies

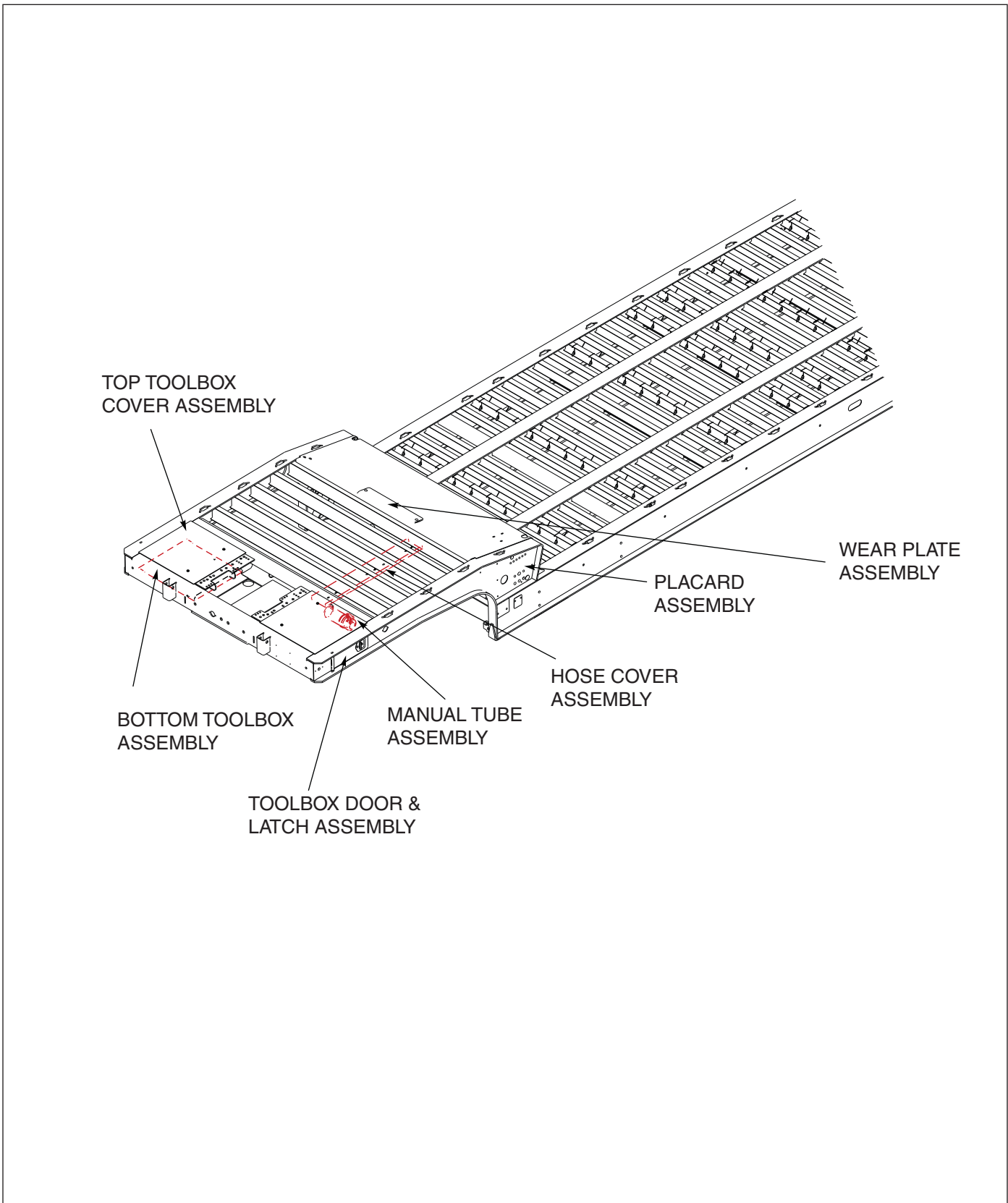


Figure 1-5: Frame Assembly (1 of 3)

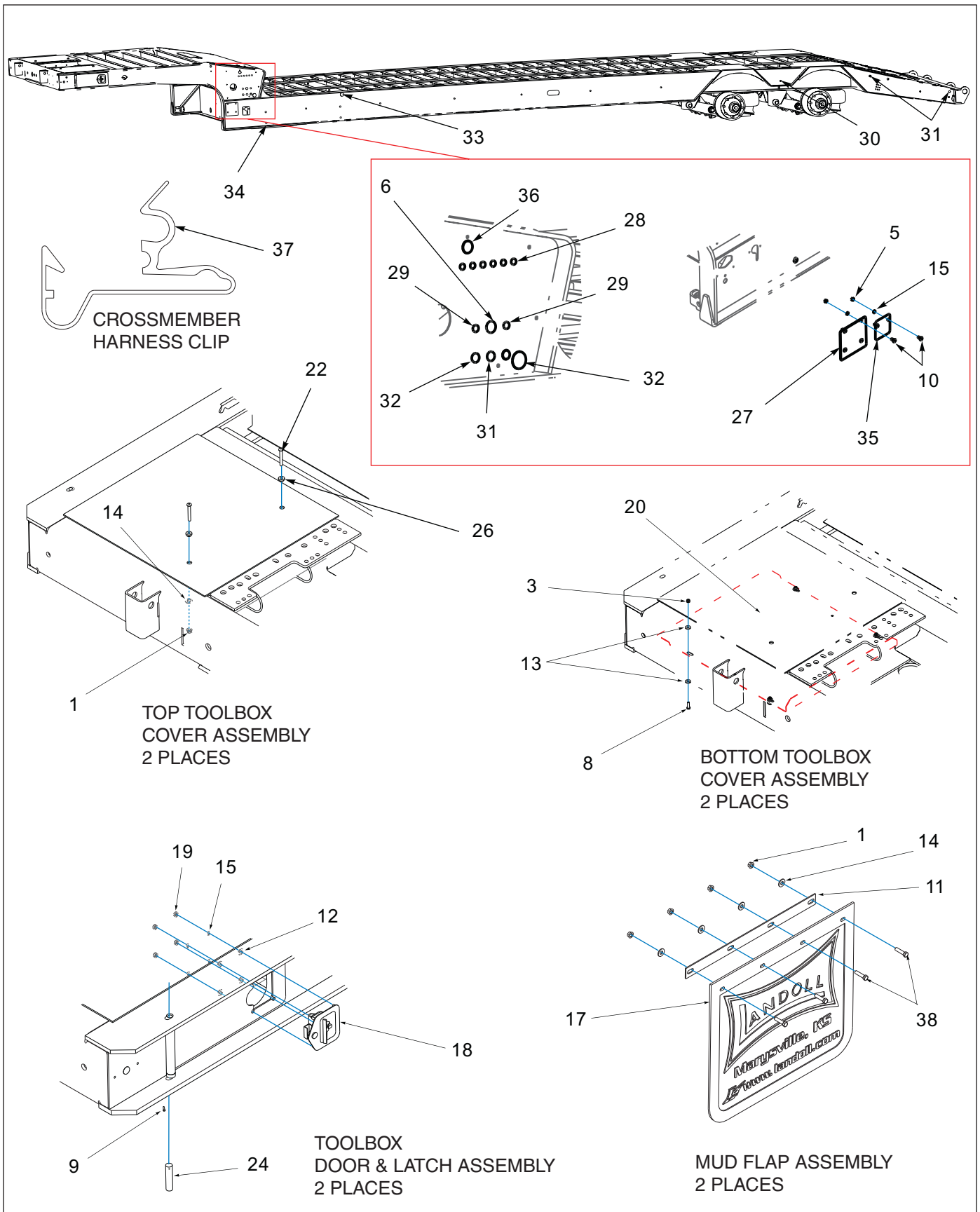


Figure 1-6: Frame Assembly (2 of 3)

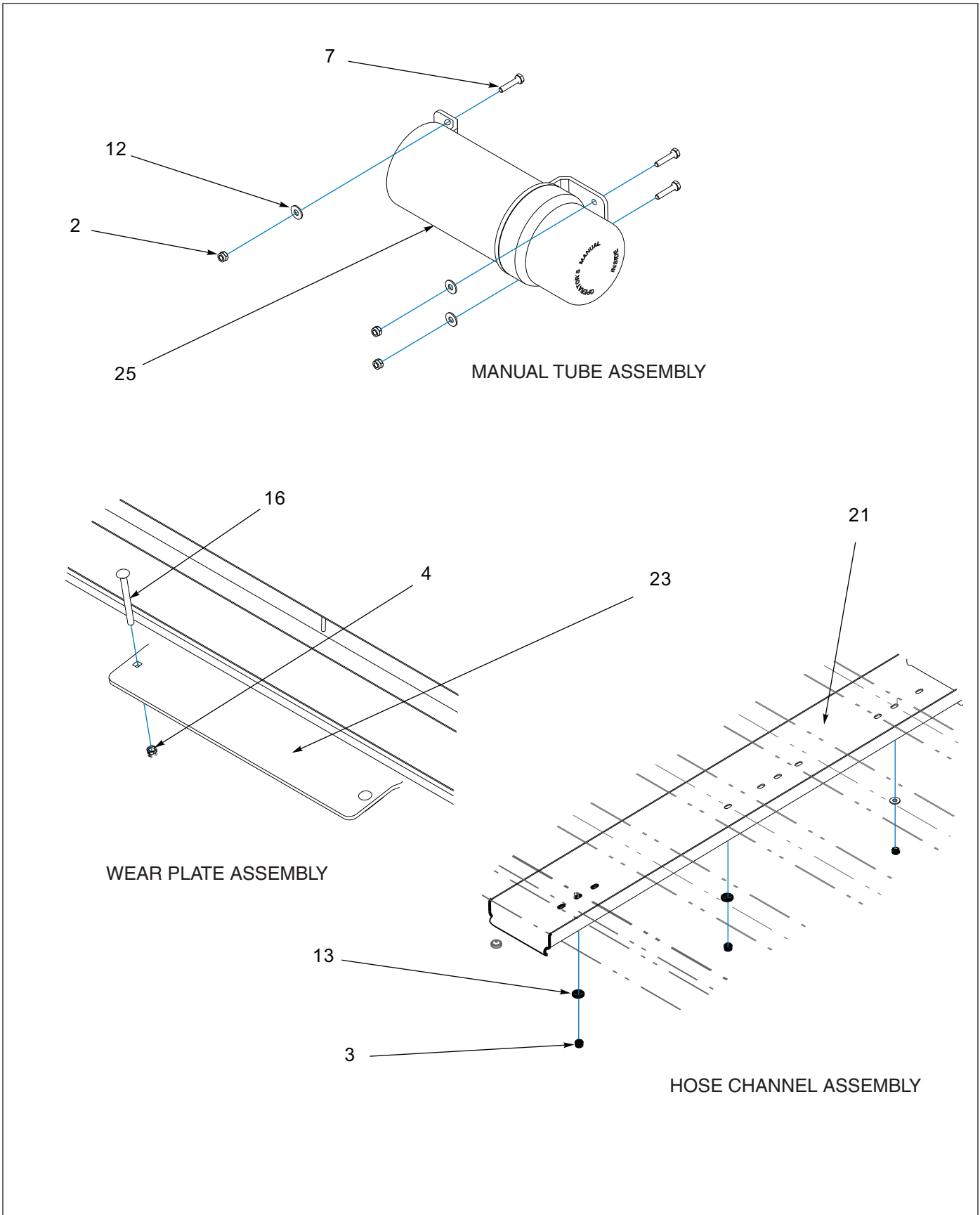


Figure 1-7: Frame Assembly (3 of 3)

Frame Assembly

ITEM	PART NUMBER	DESCRIPTION	QTY.
	210514	FRAME ASSY 135C - 40 A/R BT	
	212671	FRAME ASSY 135C - 40 A/R LBT	
	203264	FRAME ASSY 135C - 43X102 SP BR GRT	
	203235	FRAME ASSY 135C - 43 S/R 235 SBT	
	203237	FRAME ASSY 135C A/R GRT	
	212698	FRAME ASSY 135C A/R 255	
	202362	FRAME ASSY 135C - 45X102 SR BT GRT	
	203283	FRAME ASSY 135C - 48X102 SR BR GRT	
	209519	FRAME ASSY 135C - 48 AR HD RAMP	
	210145	FRAME ASSY 135C - 48 SR B/T	
	203265	FRAME ASSY 135C 48X102 - SR - 6RP	
	203266	FRAME ASSY 135C 48X102 - AR	
	203267	FRAME ASSY 135C 48X102 - AR - 6RP	
	203228	FRAME ASSY 150C-45 A/R 255	
	203242	FRAME ASSY 150C-45 A/R 235	
	203268	FRAME ASSY 150C-45 S/R BT	
	203269	FRAME ASSY 150C-48 S/R BT RMP	
	203270	FRAME ASSY 150C-48 S/R BT	
1	1-510-010001	NUT, 3/8-16 UNC FLANGE LOCK	12
2	1-512-010005-01	NUT, HEX, SLFLKG, 1/4-20 UNC, GRB	3
3	1-512-010005-03	NUT, HEX SLFLKG, 5/16-18 UNC GRB	11
4	1-512-010005-09	NUT, HEX SLFLKG 1/2-13 UNC, GRB	2
5	1-512-010005-05	NUT HEX 1/4-20 UNC GR2	6
6	1-578-010015-14	PLUG PLASTIC PANEL 1-1/8	1
7	1-654-010047-07	SCREW, HEX, 1/4-20UNC X 1-1/4 GR5	3
8	1-654-010049-05	SCREW, HEX CP 5/16-18UNC X 1 GR5	8
9	1-654-010047-06	SCREW RDHD SLF/TPG #6-20 X 3/4	8
10	1-654-010158-1	SCREW, RDH SQ NCK 1/4-20X3/4	6
11	3-762-010017	CLAMP, MUD FLAP	2
12	1-861-010032-07	WASHER, FLAT ZP/CD, 1/4W	11
13	1-861-010032-09	WASHER, FLAT ZP/CD, 5/16W	19
14	1-861-010032-11	WASHER, FLAT ZP/CD, 3/8W	12
15	1-861-010034-09	WASHER, LKG, HLCL SPR, 1/4	14
16	100939	SCREW, RDH SQ NK, 1/2-13 X 5-1/4	2
17	3-485-010001	MUD FLAP, 21 IN	2
18	114814	LATCH, FOLDING T, LOCKABLE	2
19	115877	NUT HVY HEX 1/4-20 GR5	8
20	117544	PLATE, TOOLBOX BOTTOM, 410 G/N	2
21	117565	COVER, HOSE LOWER, 410 G/N	1
22	119146	SCREW, BHSC 3/8-16UNCX2-3/4	4
23	131196	PLATE, WINCH CABLE WEAR, U/D 400	1
24	135181	BUSHING, NYLATRON, TOOLBOX	4
25	150076	MANUAL HOLDER (4-1/2 IN ID)	1
26	805-2	BUSHING, STEP	4
27	189253	PLATE, COVER, WEIGH SCALE	1
28	189278	PLUG PLASTIC PANEL, 1/2-9/16	6
29	189279	PLUG, PLASTIC PANEL, 5/8	2
30	189280	PLUG, PLASTIC PANEL, 3/4	4

Frame Assembly

ITEM	PART NUMBER	DESCRIPTION	QTY.
31	189281	PLUG, PLASTIC PANEL, 13/16	5
32	189282	PLUG, PLASTIC PANEL, 7/8	2
33	189284	PLUG, PLASTIC PANEL, 1-3/4/1-3/16	4
34	202355	PLUG, PLASTIC PANEL, 11/16	16
35	202825	PLATE, REMOTE CUTOOUT COVER	1
36	203247	PLUG, PLASTIC PANEL, 1-3/16 & 1-1/4	1
37	187833	HARNESS CLIP, CROSS-MEMBER	REF
38	1-654-010051-07	SCREW, HEX HEAD CAP 3/8-16 X 1-1/2 GR5	8

Air Ramp Assembly

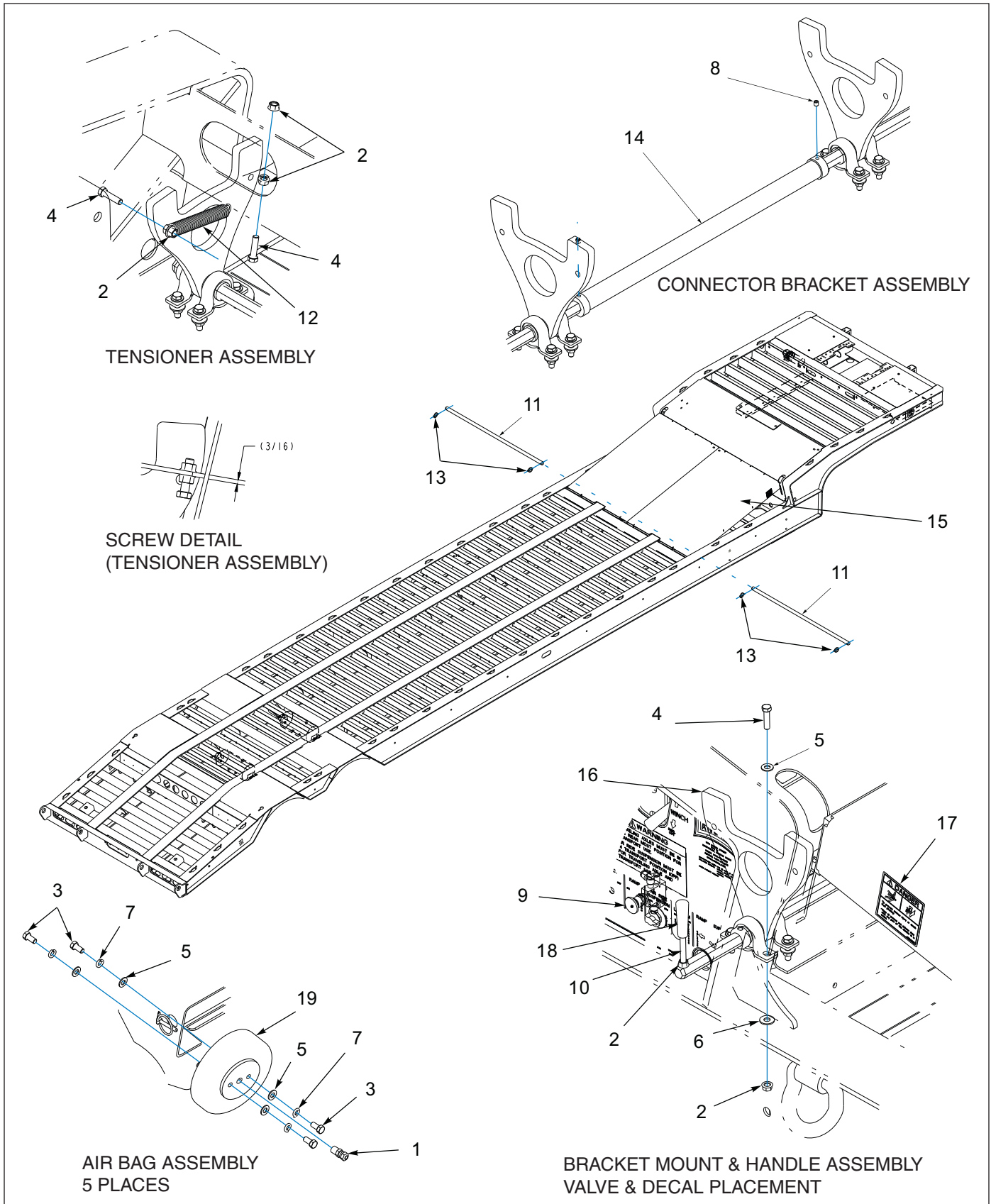


Figure 1-8: 6' Air Ramp - General Assembly

6' Air Ramp - General Assembly

ITEM	PART NUMBER	DESCRIPTION	QTY.
	139465	RAMP ASSY 6FT 900	
1	1-297-010007-05	FITTING, AIR, 1/4TUBEX1/4NPT	REF
2	1-510-010001	NUT, 3/8-16 FLANGE LOCK	29
3	1-654-010051-03	SCREW,HEX CAP,3/8-16UNCX3/4G5	20
4	1-654-010051-07	SCREW,HEX CAP,3/8-16UNCX1-1/2	26
5	1-861-010032-10	WASHER, FLAT 3/8" N ZP/CD	44
6	1-861-010032-11	WASHER, FLAT 3/8 W ZP/CD	24
7	1-861-010034-11	WASHER, LKG HLCL SPR, 3/8	20
8	107-0975	SCREW SET LOCK 5/16-18X3/8LG	2
9	107887	VALVE AIR PUSH BUTTON	1
10	108969	ROD,THREADED RAMP HDL	1
11	113532	PIN, RAMP HINGE 900	2
12	129985	SPRING EXTENSION 7/8X6X.091	1
13	134912	PIN, LYNCH 1/4 X 1-1/4	4
14	137069	COUPLER SHAFT RAMP LATCH	1
15	139464	RAMP WLDMT 6FT 930B D/D	1
16	141606	BRACKET ASSY 930 RAMP	1
17	2-573-010335	DECAL, DANGER PINCH POINT	2
18	3-360-010072	HANDLE PLASTIC BLACK	1
19	3-720-010042	SPRING AIR 6-1/2	5

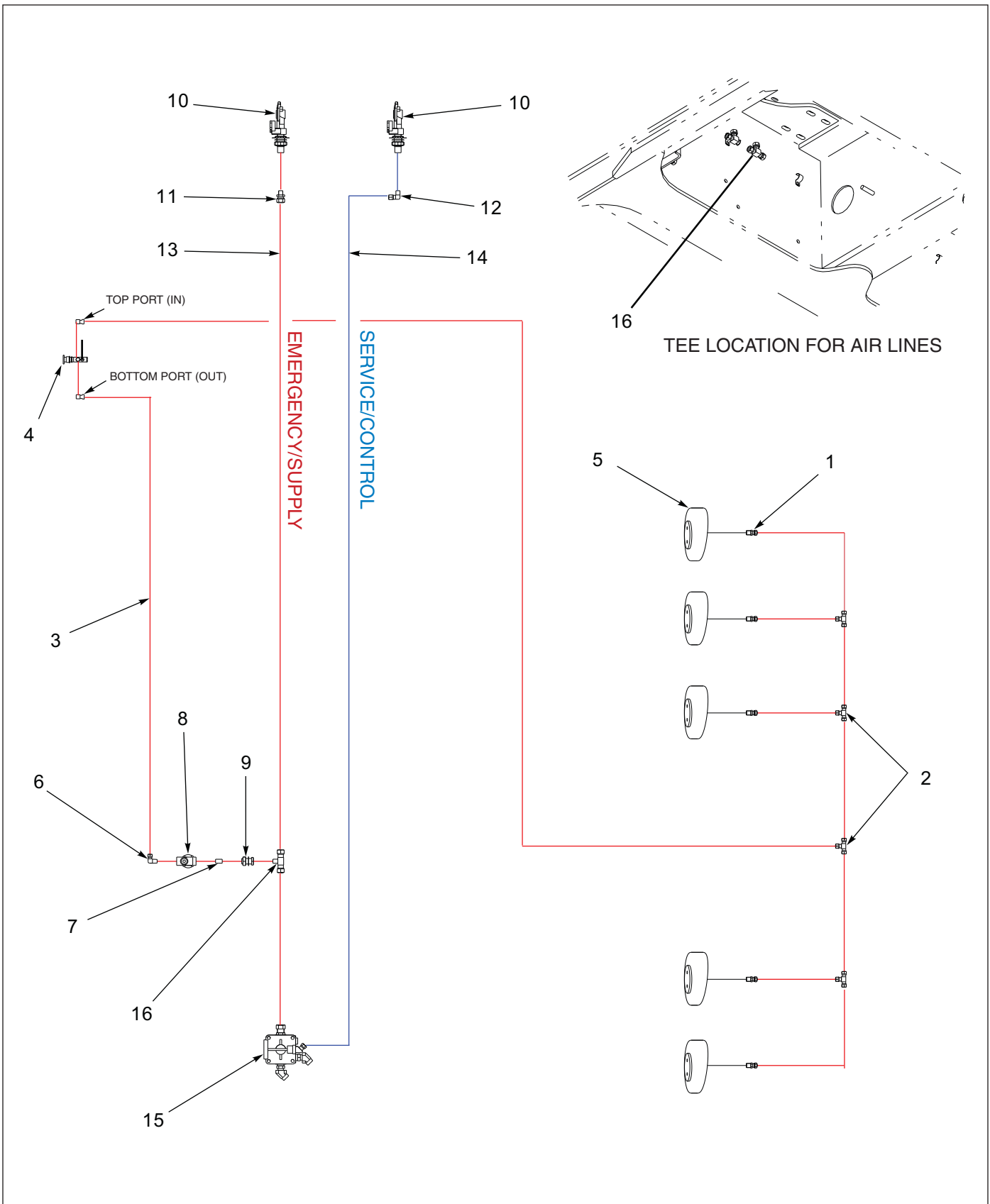


Figure 1-9: 6' Air Ramp - Air System

6' Air Ramp - Air System

ITEM	PART NUMBER	DESCRIPTION	QTY.
	139465	RAMP ASSY 6FT 900	
1	1-297-010007-05	FITTING, AIR, 1/4TUBEX1/4NPT	5
2	1-297-010010-01	FITTING,AIR,UNION TEE 1/4	5
3	1-833-010001	TUBING NYLON 1/4 OD	23
4	107887	VALVE AIR PUSH BUTTON	1
5	3-720-010042	SPRING AIR 6-1/2	5
6	1-297-010008-07	FITTING, AIR, 90 1/4 TUBE X 1/4 NPT	1
7	1-297-010020-02	FITTING, BRASS PIPE, CL NIP 1/4	1
8	905-54-107	BRAKE PROTECTION VALVE	1
9	1-297-010022-02	FITTING, AIR ANCHR CPLG, 1/4 NPT	1
10	171320	CONNECTORS AIR/HYD (FLOW CONTROL)	REF
11	1-297-010007-14	FITTING, AIR 1/2 TUBE X 1/4 NPT	REF
12	1-297-010008-18	FITTING, AIR 90 3/8TUBEX1/4NPT	REF
13	1-833-010003	TUBING NYLON 1/2 OD	REF
14	1-833-010002	TUBING NYLON 3/8 OD	REF
15	141607	VALVE ASSY AIR BOOSTER	REF
16	1-297-010015-09	FITTING, AIR, BR TEE 1/2T - 1/4 P	REF

Ramp Assemblies - Short Tail

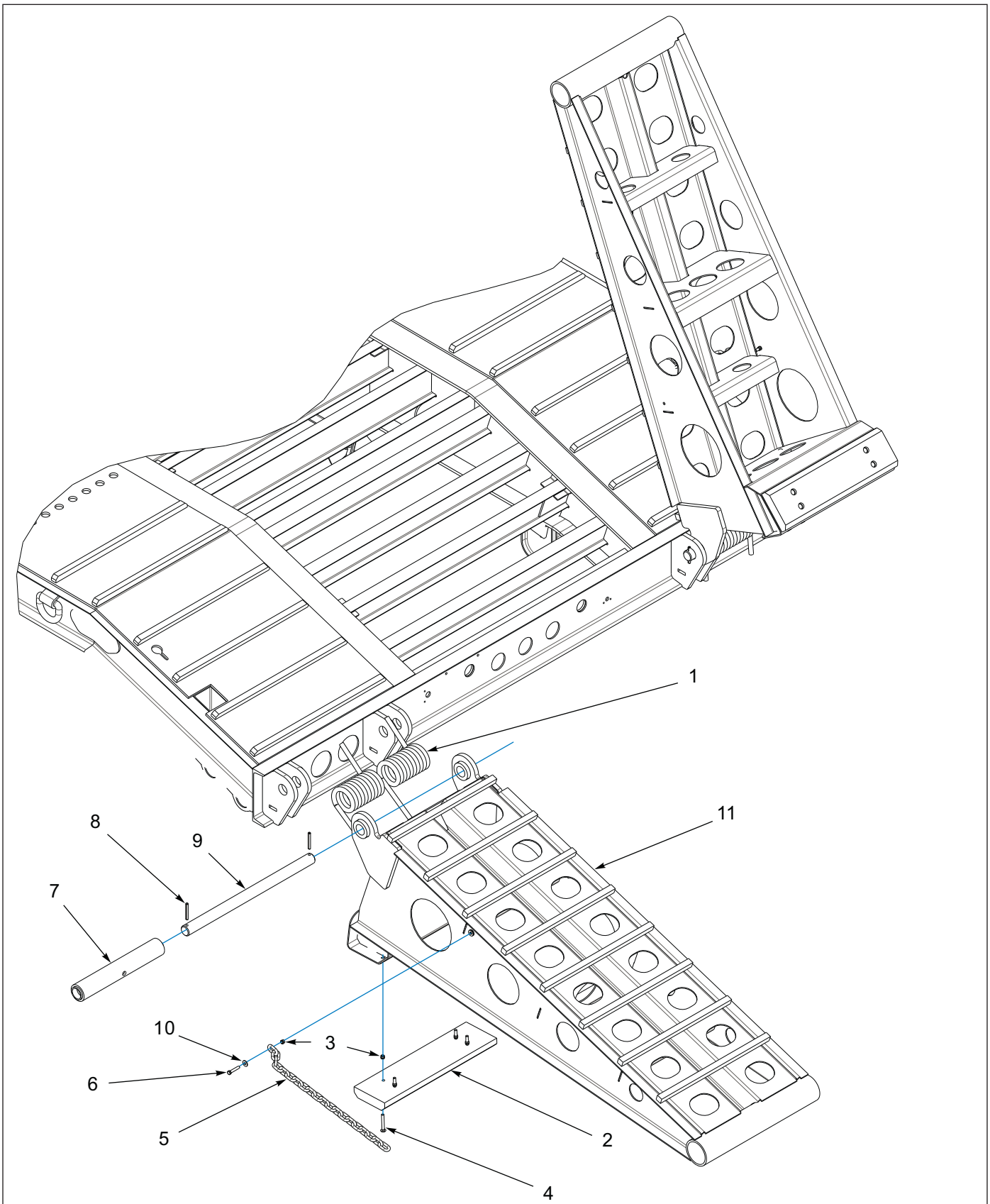


Figure 1-10: Ramp Assemblies Short Tail (1 of 3)

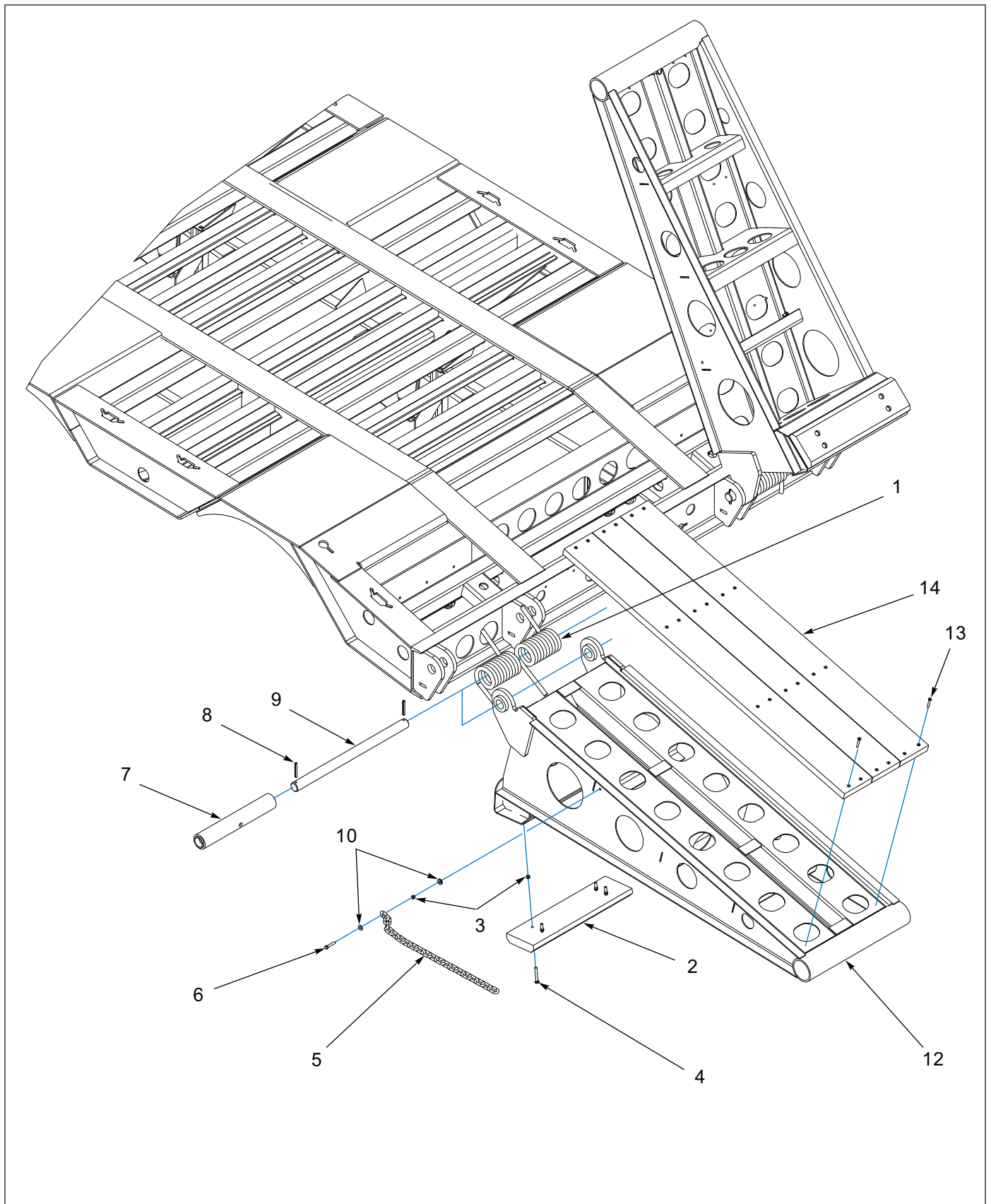


Figure 1-11: Ramp Assemblies Short Tail (2 of 3)

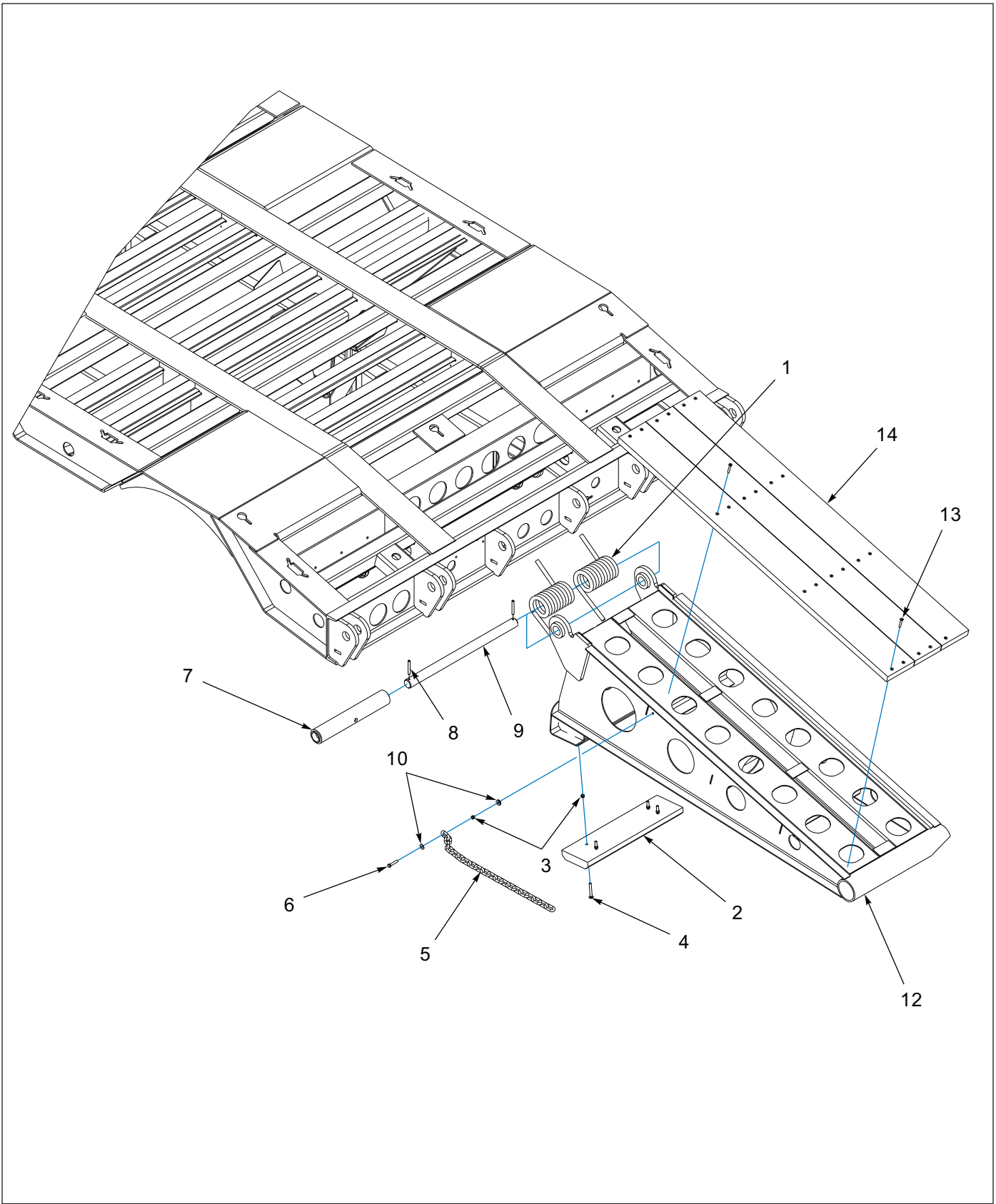


Figure 1-12: Ramp Assemblies Short Tail (3 of 3)

Ramp Assemblies Short Tail

ITEM	PART NUMBER	DESCRIPTION	QTY.		
	151845	RAMP INSTL MACK 35T	*		
	160699	RAMP INSTL MACK FOR WOOD		*	
	160705	RAMP CNTR INSTL FOR WOOD			*
1	199173	SPRING TORSION RAMP MYERS	4	4	2
2	155720	BLOCK WOOD RAMP MACK TRL	2	2	1
3	1-512-010005-05	NUT, HEX, SLFLKG, 3/8-16 UNC, GRB	10	10	5
4	123403	SCREW, RDHD SQNK, 3/8-16UNCX3	8	8	4
5	3-174-010018028	CHAIN, 3/8 X 28	2	2	1
6	1-654-010051-09	SCREW, HEX, 3/8-16UNCX2, GR5	2	2	1
7	151882	TUBE WLDMT SPRING SUPPORT MACK 35T	2	2	1
8	1-647-010004259	ROLL PIN, SLTD, 3/8X3	4	4	2
9	151861	PIN HINGE RAMP MACK 35T	2	2	1
10	1-861-010032-11	WASHER, FLAT, ZP/CD, 3/8W	8	8	4
11	151851	RAMP WLDMT, MACK 35T	2	--	--
12	160698	RAMP WLDMT, MACK FOR WOOD	--	2	1
13	158732	SCREW, TORQUE 5/16X2-1/4 ZP	--	48	24
14	RWD39000	APITONG, 1-3/8 X 7.08	--	37FT	19FT

Ramp Assembly - Long Tail

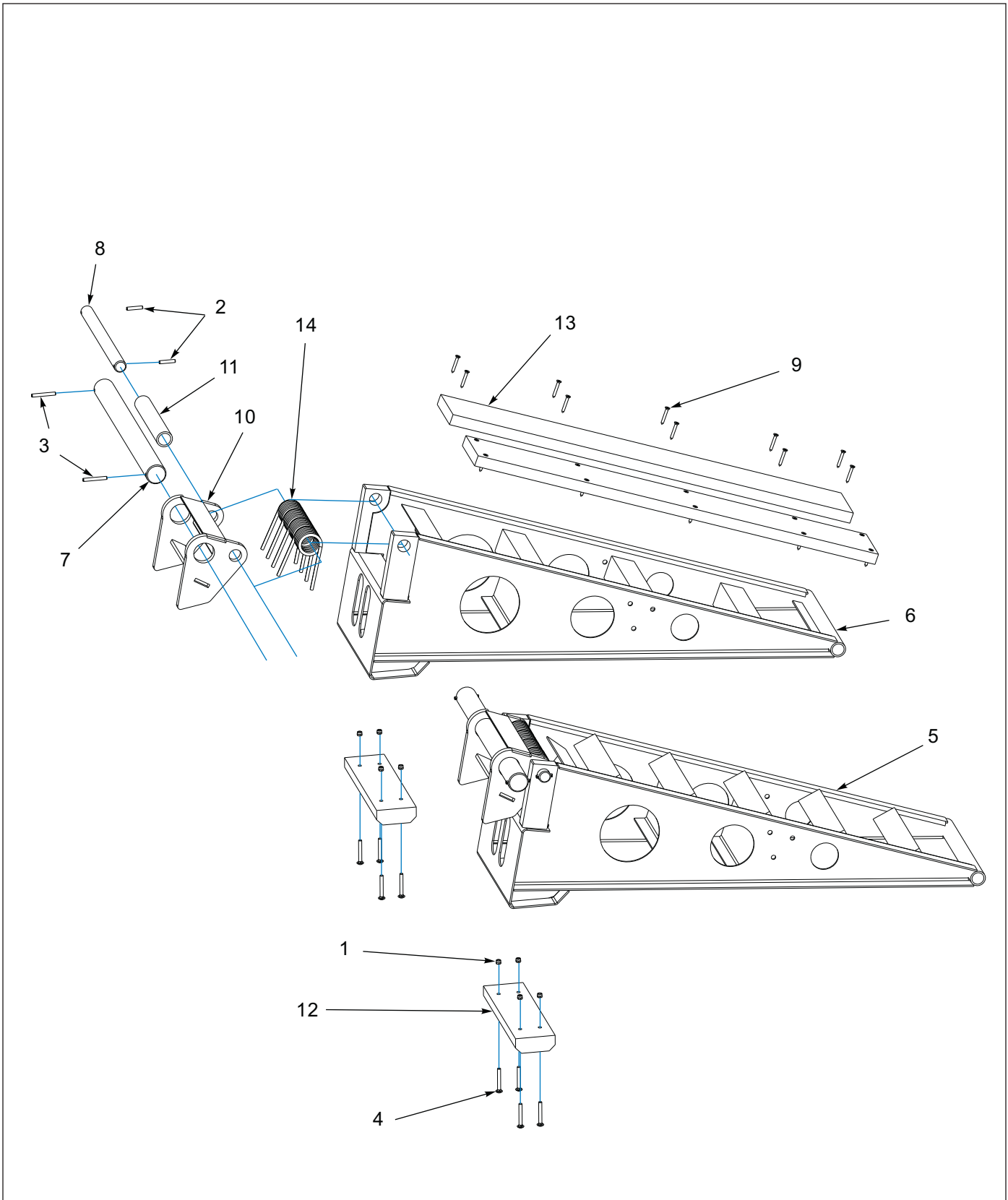


Figure 1-13: Ramp Assembly - Long Tail Option

Ramp Assembly - Long Tail Option

ITEM	PART NUMBER	DESCRIPTION	QTY.			
	136891	RAMP ASSY, SELF CLEANING 135	*			
	13696	RAMP ASSY, WOOD FILLED 135	*			
	194389	RAMP ASSY, SELF CLEANING 255 TIRES	*			
	194390	RAMP ASSY, WOOD FILLED, 255 TIRES	*			
1	1-512-010005-05	NUT, HEX, SLFLKG, 3/8-16 UNC, GRB	--	--	8	8
2	1-647-010004255	ROLL PIN, SLTD, 3/8X2	4	4	4	4
3	1-647-010004259	ROLL PIN, SLTD, 3/8X3	4	4	4	4
4	123403	SCREW, RDHD SQNK, 3/8-16UNCX3	--	--	8	8
5	136900	RAMP WLDMT, SELF CLEAN 135A	2	--	2	--
6	136907	RAMP WLDMT, WOOD FILLED 135A	--	2	--	2
7	137503	PIN, HINGE RAMP 2-1/2 IN	2	2	2	2
8	137504	PIN, HINGE RAMP 1-1/2 IN	2	2	2	2
9	158732	SCREW, TORQUE, 5/16X2-1/4 ZP	--	40	--	40
10	173680	HINGE WLDMT 135B	2	2	2	2
11	174607	TUBE, RD, 2X1-9/16X12-1/4 BLACK	2	2	2	2
12	194388	BLOCK, WOOD RAMP	--	--	2	2
13	RWD39000	WOOD 1-3/8 X 6-7/8 APITONG	--	18FT	--	18FT
14	3-720-010084	SPRING, TORSION TAG RAMP	8	8	8	8

Upper Deck Ramp Assembly

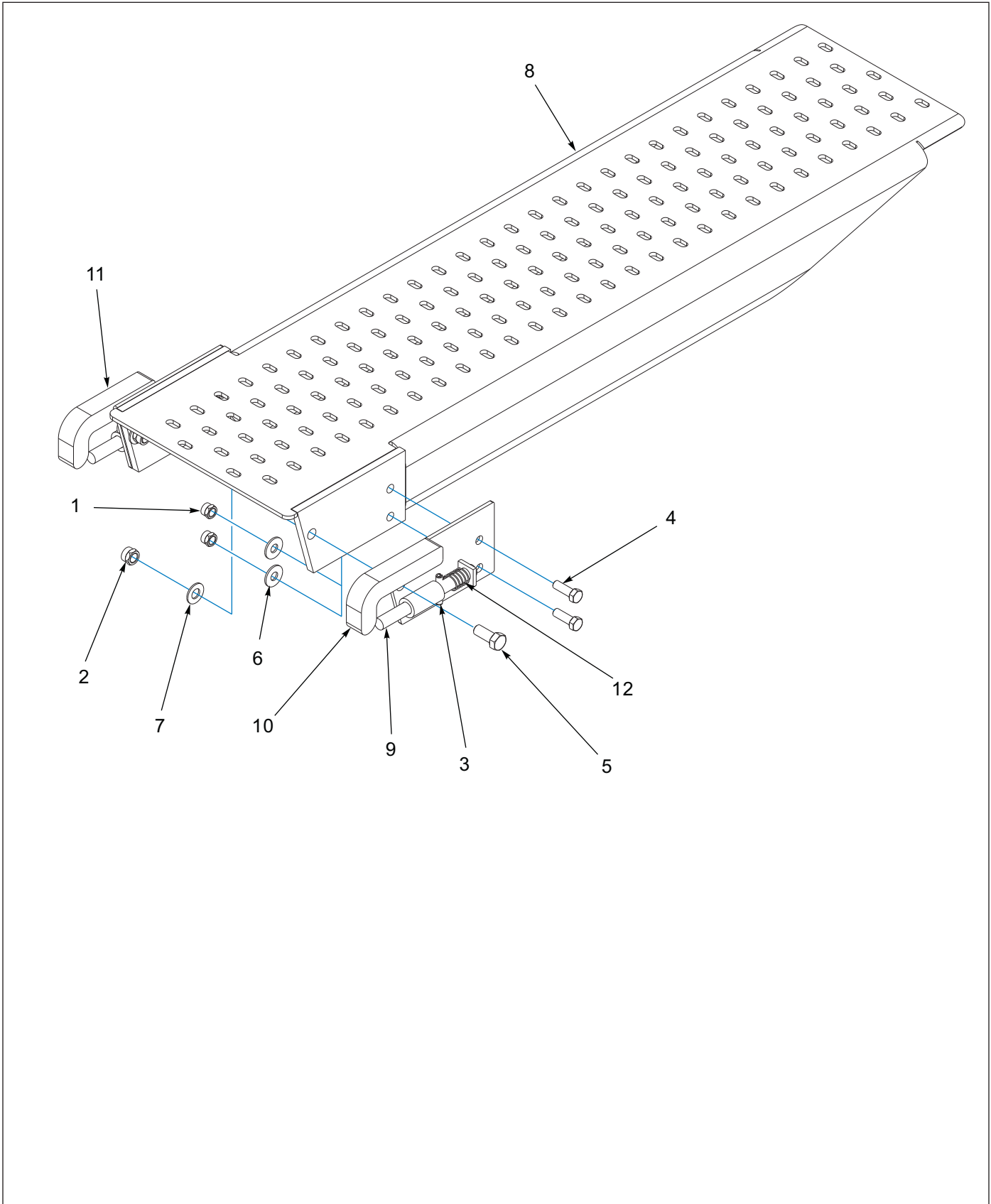


Figure 1-14: Upper Deck Ramp Assembly

Upper Deck Ramp Assembly

ITEM	PART NUMBER	DESCRIPTION	QTY.
	212690	UPR DK RAMP ASSY 135C	
1	1-512-010005-09	NUT, HEX, SLFLKG 1/2-13 GRB	8
2	1-512-010005-13	NUT, HEX, SLFLKG, 5/8-11 GRB	4
3	1-647-010004255	ROLL PIN, SLTD, 3/8X2	4
4	1-654-010055-03	SCREW, HEX, 1/2-13UNCX1-1/2 GR5	8
5	1-654-010059-03	SCREW, HEX, 5/8-11UNCX1-1/2 GR5	4
6	1-861-010032-15	WASHER, FLAT, ZP/CD, 1/2W	8
7	1-861-010032-18	WASHER, FLAT, ZP/CD, 5/8W	4
8	212693	UPPER DECK RAMP WLDMT 135C	2
9	3-557-010116	LOCK PINS, RAMPS	4
10	3-619-010065	LEFT HOOK ASSY, 360 ALUM RAMPS	2
11	3-619-010066	RIGHT HOOK ASSY, 360 ALUM RAMPS	2
12	CO-975-74-2000	SPRING, COMPRESSION	4

Hydraulic Electrical Air

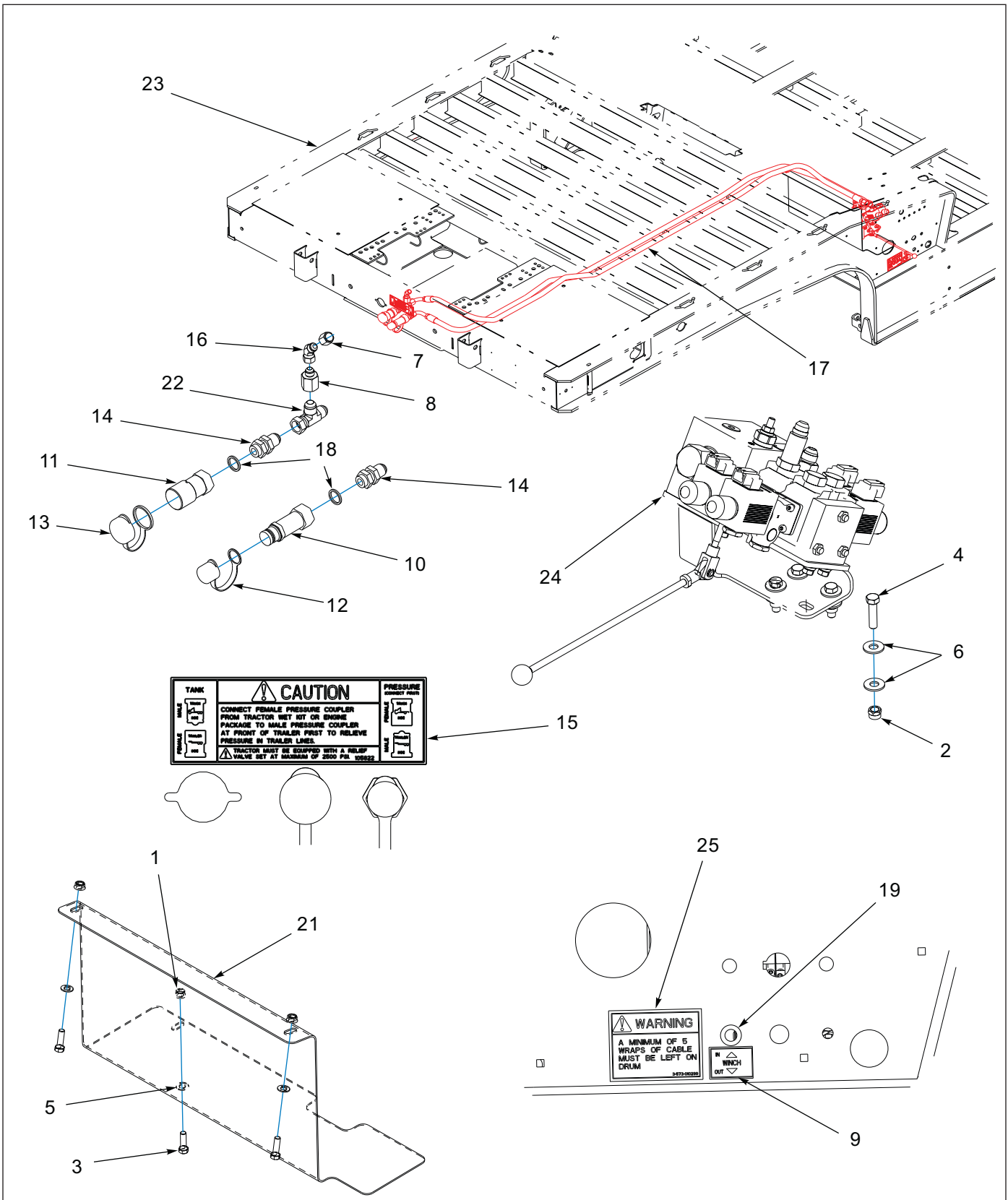


Figure 1-15: Hydraulic General Assembly

Hydraulic General Assembly

ITEM	PART NUMBER	DESCRIPTION	QTY.
	203206	HYD SYS 135C W/WINCH NO RMT	
1	1-510-010001	NUT, FLG HD, SERR, 3/8-16 UNC	3
2	1-512-010005-05	NUT, HEX, SLFLKG, 3/8-16UNC, GRB	4
3	1-654-010051-06	SCREW, HEX, 3/8-16UNCX1-1/4 GR5	3
4	1-654-010051-07	SCREW, HEX, 3/8-16UNCX1-1/2 GR5	4
5	1-861-010032-10	WASHER, FLAT, ZP/CD, 3/8N	8
6	1-861-010032-11	WASHER, FLAT, ZP/CD, 3/8W	1
7	102-0323	ADAPTER, #8 JIC CAP NUT	1
8	102-1112	REDUCER 12X8 JIC	1
9	105281	DECAL 825 CONTROLS	1
10	105479	COUPLE, FLAT FACE MALE BODY	1
11	105480	COUPLER, FLAT FACE FEMALE BODY	1
12	105481	COUPLER, DUST CAP MALE	1
13	105482	COUPLER, DUST CAP FEMALE	1
14	105483	ADAPTER BLKHD 12JIC-12 O-RING	2
15	105822	DECAL HYD COUPLER	1
16	121031	FITTING, 45EL #8M X #8F 375SWL	1
17	136224	HOSE ASSY, 3/4X136 SAE37	2
18	169365	SPACER, HYD COUPLERS	2
19	178444	BUSHING, NYLATRON INSERT 9/16 ID	1
20	189282	PLUG, PLASTIC PANEL, 7/8 (NOT SHOWN)	-1
21	195725	SHIELD, VALVE 900	1
22	203102-12-12S	ADAPER, TEE, #12, SAE37 SWIVL	1
23	203207	FRAME WLDMT, 135B	REF
24	203255	VALVE ASSY 2-SPOOL CONTROL	1
25	3-573-010299	DECAL, WARNING, WINCH CABLE	1

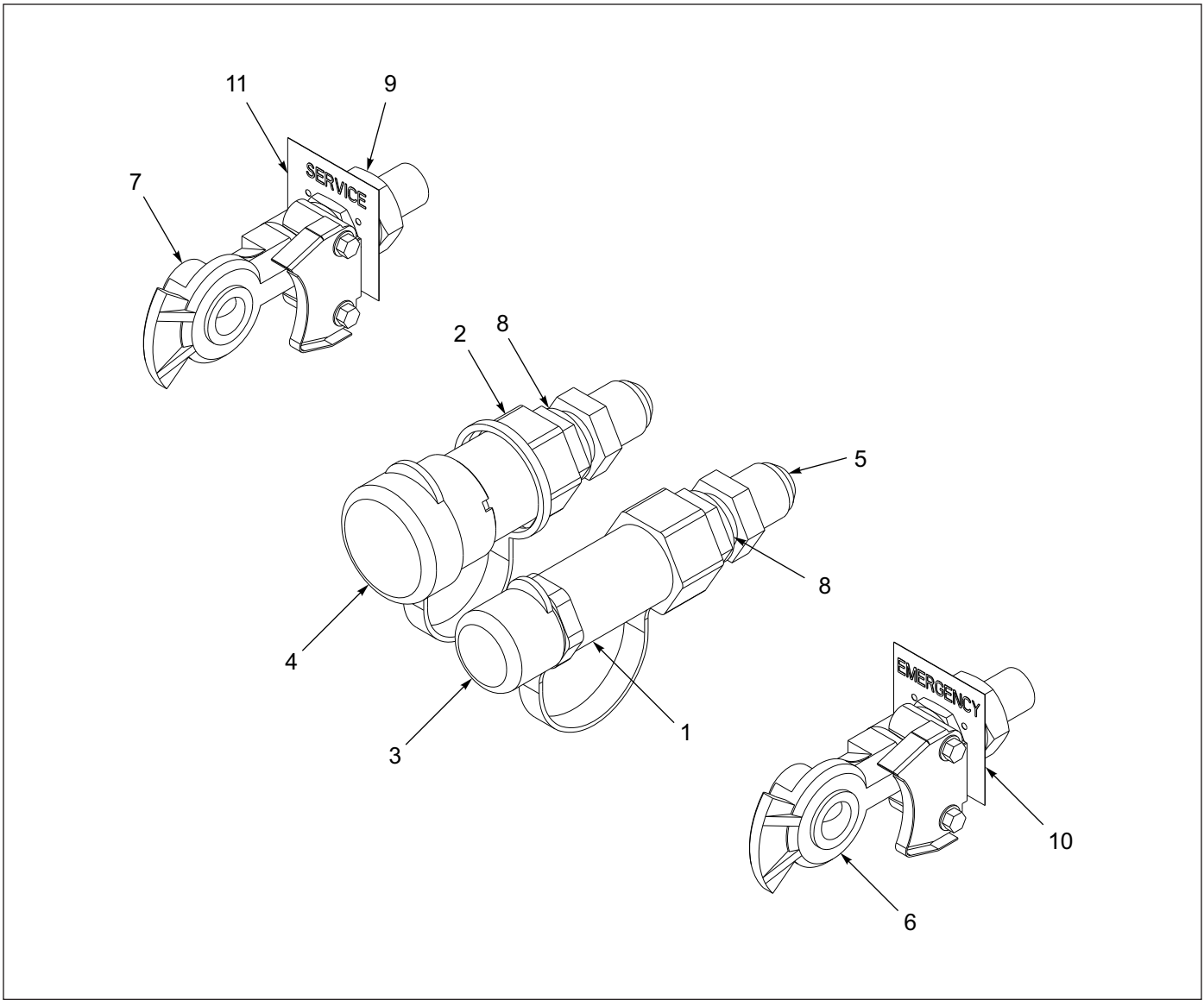


Figure 1-16: Connectors - Front Sub Assembly

Connectors - Front Sub Assembly

ITEM	PART NUMBER	DESCRIPTION	QTY.
	143163	CONNECTORS FRONT SUB ASSY	
1	105479	COUPLER FLAT FACE MALE NOSE	1
2	105480	COUPLER FLAT FACE FEMALE BODY	1
3	105481	COUPLER DUST CAP MALE	1
4	105482	COUPLER DUST CAP FEMALE	1
5	105483	ADAPTER BLKHD 12JIC-12 ORING	2
6	108801	GLAD HAND-RED-AIR	1
7	108802	GLAD HAND-BLUE-AIR	1
8	169365	SPACER HYDR COUPLERS	2
9	55B61	FRAME UNION	2
10	55B61-6	TAG EMER LINE VELVAC 035025	1
11	55B61-7	TAG SERVICE LINE VELVC 035026	1

Valves

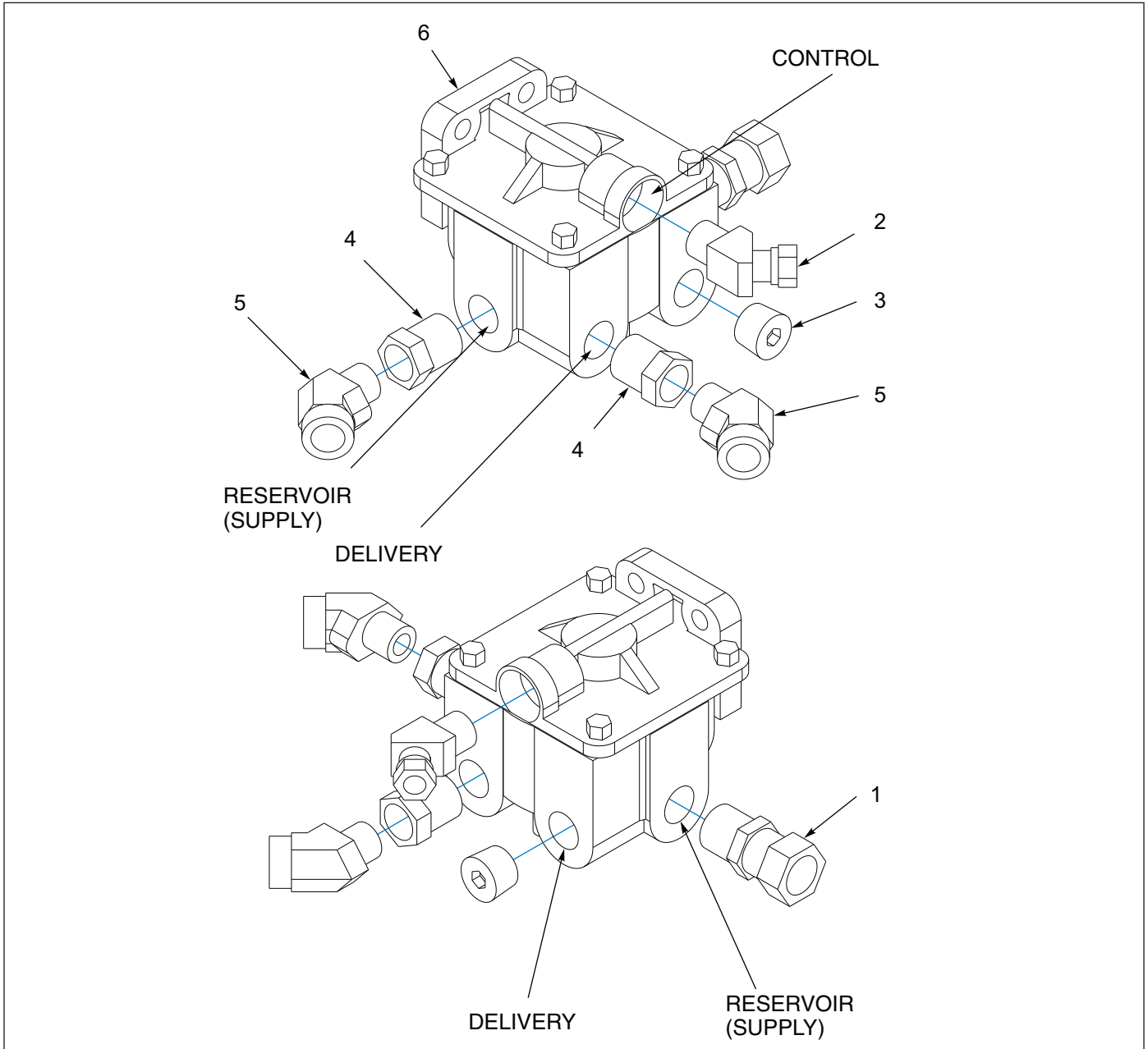


Figure 1-17: Valve Assembly - Air Booster

Valve Assembly - Air Booster

ITEM	PART NUMBER	DESCRIPTION	QTY.
	141607	VALVE ASSY AIR BOOSTER	
1	1-297-010007-16	FITTING AIR 1/2TUBEX1/2 NPT	1
2	1-297-010013-12	FITTING AIR 45 M/ELB3/8TX3/8P	1
3	1-560-010002-04	PLUG, PIPE, 1/2NPT	1
4	2081-8-6S	REDUCER 1/2NPT X 3/8NPT	2
5	2088-6-6S	ADAPTER 45 3/8MPTX3/8FPT	2
6	3-843-010038	VALVE,AIR RELAY FAST AIR BAL	1

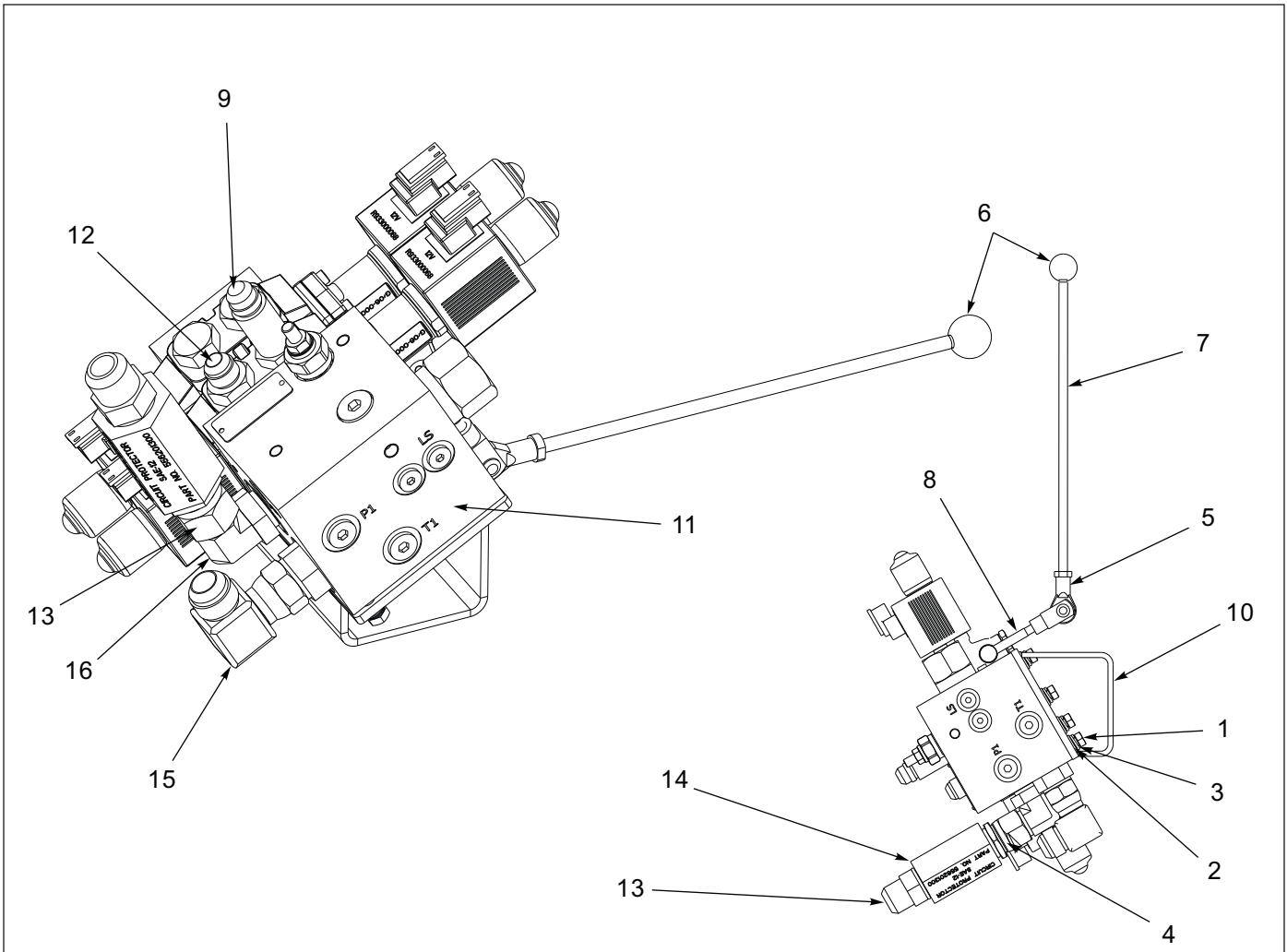


Figure 1-18: Valve Assembly - 2 Spool Control

Valve Assembly - 2 Spool Control

ITEM	PART NUMBER	DESCRIPTION	QTY.
	194395	VALVE ASSY 2-SPOOL CONTROL	
1	1-654-010049-03	SCREW HX CP 5/16-18UNCX3/4GR5	4
2	1-861-010032-08	WASHER,FLAT 5/16 ZP	4
3	1-861-010034-10	WASHER,LKG 5/16	4
4	120660	ADAPTER, #12-O/R FEM-#12FL ML	1
5	186875	CLEVIS JOINT, ROD ENDS M8X1.25	2
6	186877	KNOB, 1 IN ROUND, M8X1.25 THD	2
7	191849	RED HANDLE	2
8	186902	STUD M8X1.25X65MM, DBL THD	2
9	189285	ADAPTER STR LING #10ORB #8JMIC	2
10	194396	MOUNT WLDMT 2-SPOOL VALVE	1
11	194402	VALVE 2-SPOOL	1
12	202702-10-8S	ADAPTER, #10 O-RING #8 TUBE	2
13	202702-12-12S	ADAPTER, STR, #12 O-RING - #12 TUBE	2
14	204124	FILTER HYD IN-LINE MAGNETIC SAE#12	1
15	2062-12-12S	ADAPTER, 90, #12 O-RING #12 TUBE	1
16	2071-12-12S	ADAPTER, 90, #12FLR SWVL #12JIC	1

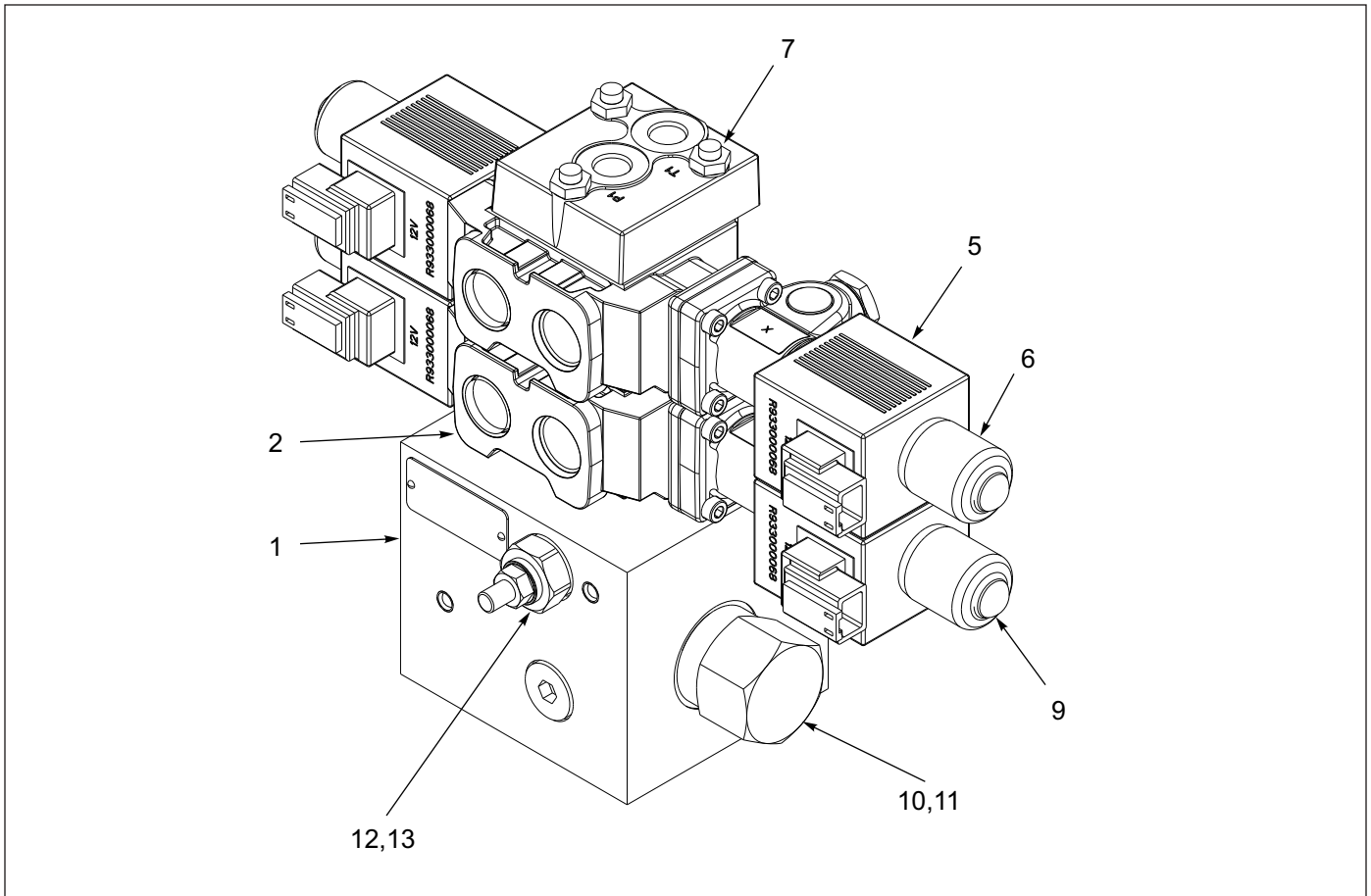


Figure 1-19: Valve Assembly - 2 Spool Solenoid

Valve Assembly - 2 Spool Solenoid

ITEM	PART NUMBER	DESCRIPTION	QTY.
	194402	VALVE, 2 SPOOL SOLENOID	
1	191847	INLET SECTION KIT	1
2	191848	VALVE SECTION KIT	2
3	191849	HANDLE ASSY (NOT SHOWN)	1
4	191850	HANDLE ASSY (NOT SHOWN)	1
5	193400	COIL	4
6	193401	RUBBER BOOT	4
7	193403	BOLT KIT	1
8	193442	VALVE SECTION SEAL KIT (NOT SHOWN)	1
9	193443	COIL NUT SEAL KIT	1
10	193444	BY-PASS COMENSATOR	1
11	193445	SEAL KIT FOR COMPENSATOR	1
12	193446	LOAD SENSE RELIEF	1
13	193447	LOAD SENSE RELIEF SEAL KIT	1
14	208390	KIT COMPLETE LEVER BOX, K-22144 (NOT SHOWN)	1
15	204189	SET SCREW HANDLE ACTUATOR BALL (NOT SHOWN)	4
16	208391	PLUG (NOT SHOWN)	4
17	208392	COIL NUT LEVER BOX (NOT SHOWN)	4

Electrical

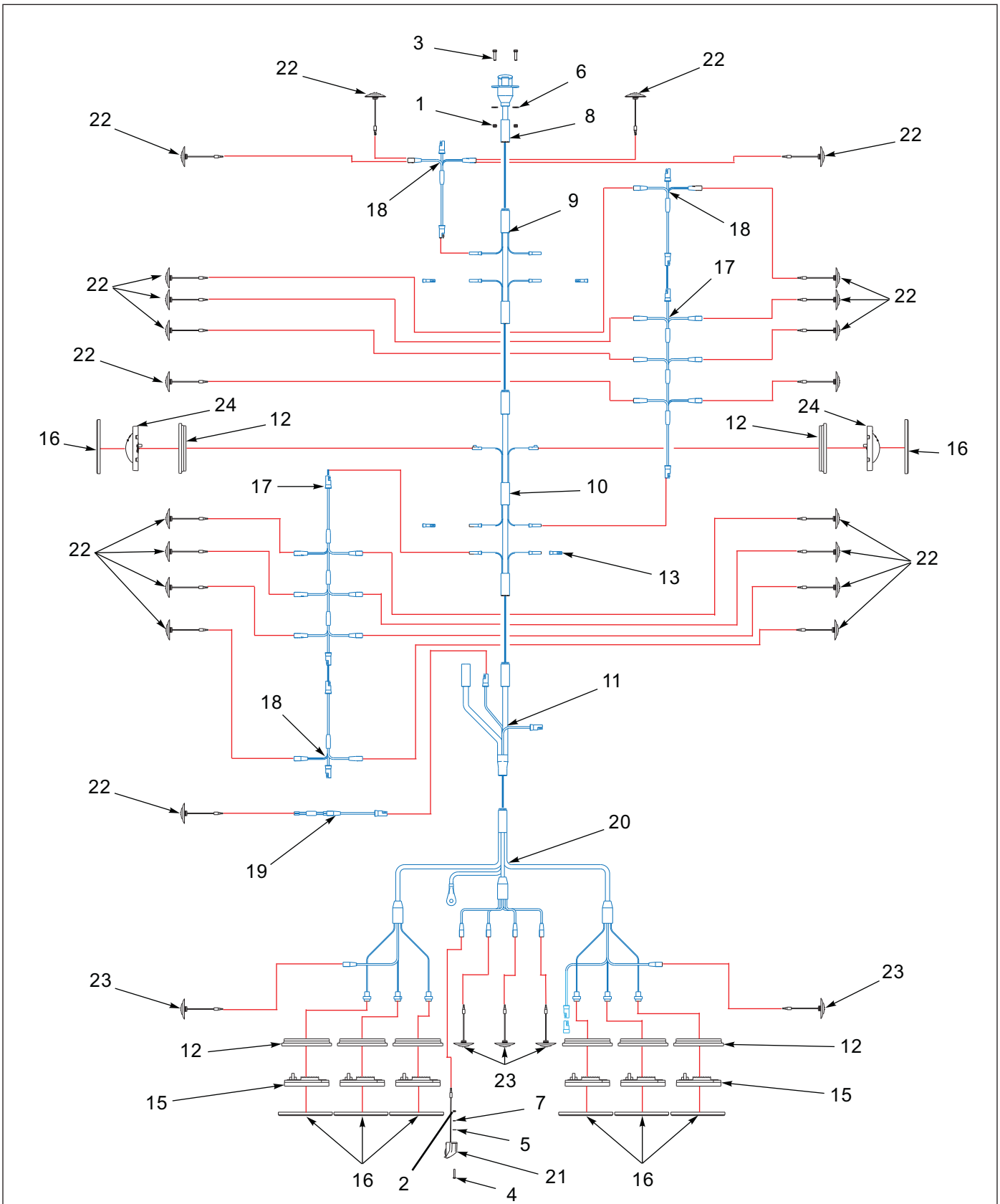


Figure 1-20: Electrical System

Electrical System

ITEM	PART NUMBER	DESCRIPTION	QTY.		
	203221	FRAME ASSY, 135CX102 S/R GROTE (REF ONLY)	*		
	203229	FRAME ASSY, 135C-102-SR-6RP (REF ONLY)		*	
	203231	FRAME ASSY, 135C-102-AR-6FT RP (REF ONLY)		*	
	203235	FRAME ASSY, 135C A/R 225 TIRE	*		
	203237	FRAME ASSY, 135C A/R GROTE	*		
	212671	FRAME ASSY, 135C-40 A/R LBT			*
1	1-512-010005-03	NUT, HEX, SLFLKG, 5/16-18UNC GRB	2	2	2
2	1-512-010007-03	NUT, HEX, #10-24 UNC, GR2	2	2	2
3	1-654-010049-06	SCREW, HEX, 5/16-18UNCX1-1/4 GR5	2	2	2
4	1-656-010003055	SCREW, RDHD MACH #10-24X1-1/4	2	2	2
5	1-861-010032-03	WASHER, FLAT ZP/CD #10	2	2	2
6	1-861-010032-09	WASHER, FLAT ZP/CD, 5/16W	2	2	2
7	1-861-010034-07	WASHER, LKG, HLCL SPR, #10	2	2	2
8	143100	HARNESS, 7-WAY RECP GROTE	1	1	1
9	143101	HARNESS, FRONT MAIN GROTE	1	1	1
10	143102	HARNESS, BED MAIN GROTE	1	1	1
11	143103	HARNESS, E-CHAIN GROTE	1	1	1
12	143114	GROMMET OVAL GROTE	8	8	8
13	143121	DUMMY PLUG MALE/FEM BULLETT	REF	REF	REF
14	143123	GREASE, DIELECTRIC (NOT SHOWN)	REF	REF	REF
15	179902	LIGHT S/T/T RED CLEAR LENS	6	6	6
16	180570	COVER CHROME OBLONG GROM	8	8	8
17	187856	HARNESS, MARKER MID DECK	2	2	2
18	187857	HARNESS, MARKER ADDITION	2	3	2
19	187858	HARNESS, ABS LAMP MICRONOVA	1	1	1
20	187859	HARNESS, BUMPER MICRONOVA	1	1	1
21	187860	LIGHT ASSY, LICENSE LED GROTE	1	1	
22	187863	LIGHT YEL LED .75CL/MK CLEAR CB	19	21	15
23	187864	LIGHT RED LED .75CL/MK CLEAR CB	5	5	5
24	187868	LIGHT, MIDTURN LED CLEAR LENS	2	2	2
25	43029	HOSE WRAP, AERO1/4 (NOT SHOWN)	3	3	3

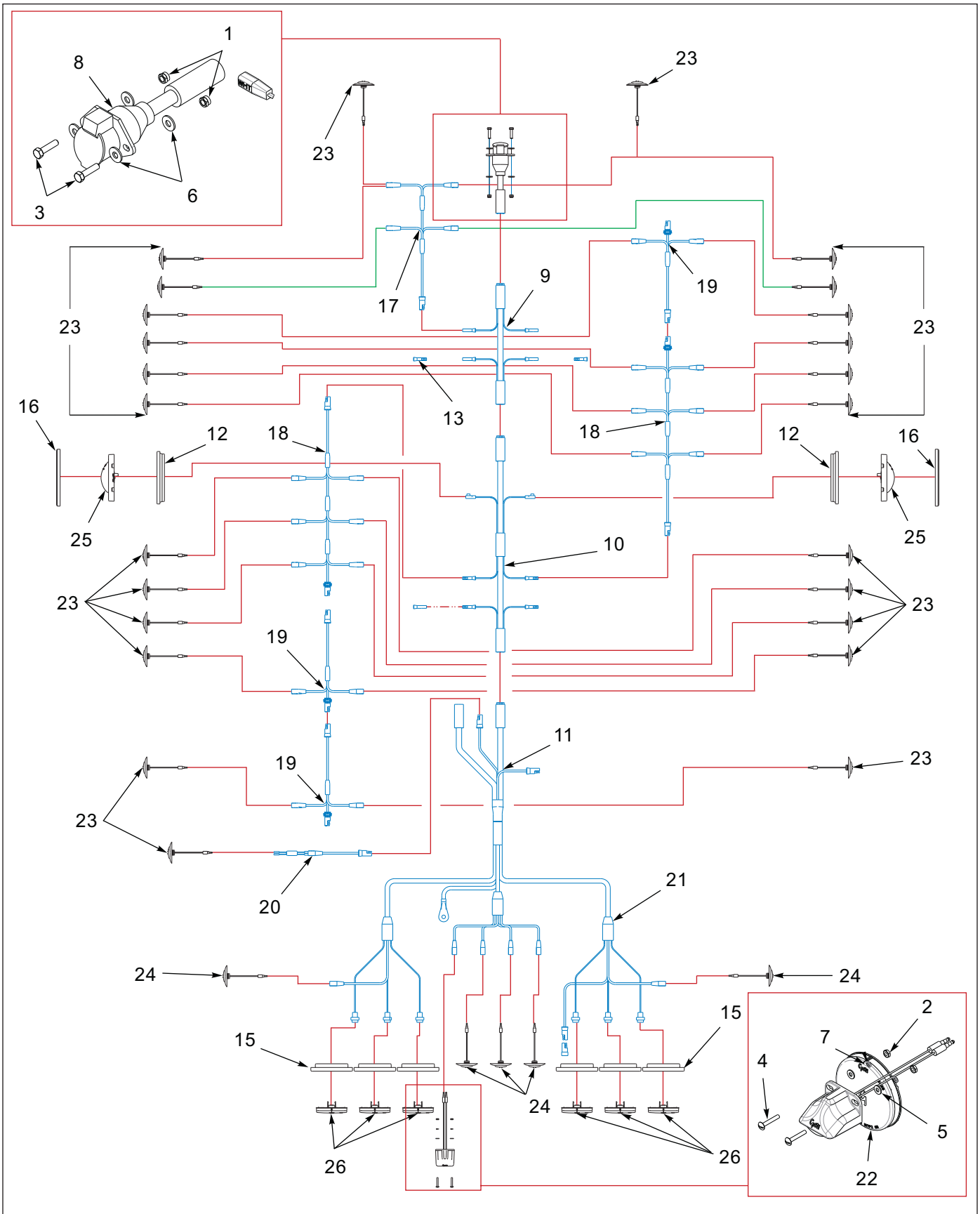


Figure 1-21: Electrical - Continued

Electrical - Continued

ITEM	PART NUMBER	DESCRIPTION	QTY.		
	209517	FRAME ASSY, 135C-48-18-HD RMP (REF ONLY)	*		
	210144	FRAME ASSY, 135C-48-SR RMP (REF ONLY)		*	
	210501	FRAME ASSY, 135C-40-AR B/T (REF ONLY)			*
1	1-512-010005-03	NUT, HEX, SLFLKG, 5/16-18UNC GRB	2	2	2
2	1-512-010007-03	NUT, HEX, #10-24 UNC, GR2	2	2	2
3	1-654-010049-06	SCREW, HEX, 5/16-18UNCX1-1/4 GR5	2	2	2
4	1-656-010003055	SCREW, RDHD MACH #10-24X1-1/4	2	2	2
5	1-861-010032-03	WASHER, FLAT ZP/CD #10	2	2	2
6	1-861-010032-09	WASHER, FLAT ZP/CD, 5/16W	4	4	4
7	1-861-010034-07	WASHER, LKG, HLCL SPR, #10	2	2	2
8	143100	HARNESS, 7-WAY RECP GROTE	1	1	1
9	143101	HARNESS, FRONT MAIN GROTE	1	1	1
10	143102	HARNESS, BED MAIN GROTE	1	1	1
11	143103	HARNESS, E-CHAIN GROTE	1	1	1
12	143114	GROMMET OVAL GROTE	2	2	2
13	143121	DUMMY PLUG MALE/FEM BULLETT	REF	REF	REF
14	143123	GREASE, DIELECTRIC (NOT SHOWN)	.50	.50	.50
15	144680	GROMMET, 4IN ROUND GROTE	6	6	6
16	180570	COVER CHROME OBLONG GROM	2	2	2
17	187855	HARNESS, MARKER UPPER DECK	1	1	1
18	187856	HARNESS, MARKER MID DECK	2	2	2
19	187857	HARNESS, MARKER ADDITION	3	3	--
20	187858	HARNESS, ABS LAMP MICRONOVA	1	1	1
21	187859	HARNESS, BUMPER MICRONOVA	1	1	1
22	187860	LIGHT ASSY, LICENSE LED GROTE	1	1	1
23	187863	LIGHT YEL LED .75CL/MK CLEAR CB	25	25	19
24	187864	LIGHT RED LED .75CL/MK CLEAR CB	5	5	5
25	187868	LIGHT, MIDTURN LED CLEAR LENS	2	2	2
26	209536	LHT RED LED 4IN S/T/T GROTE CLR	6	6	6
27	43029	HOSE WRAP AEROQUIP 1/4 (NOT SHOWN)	3	3	3

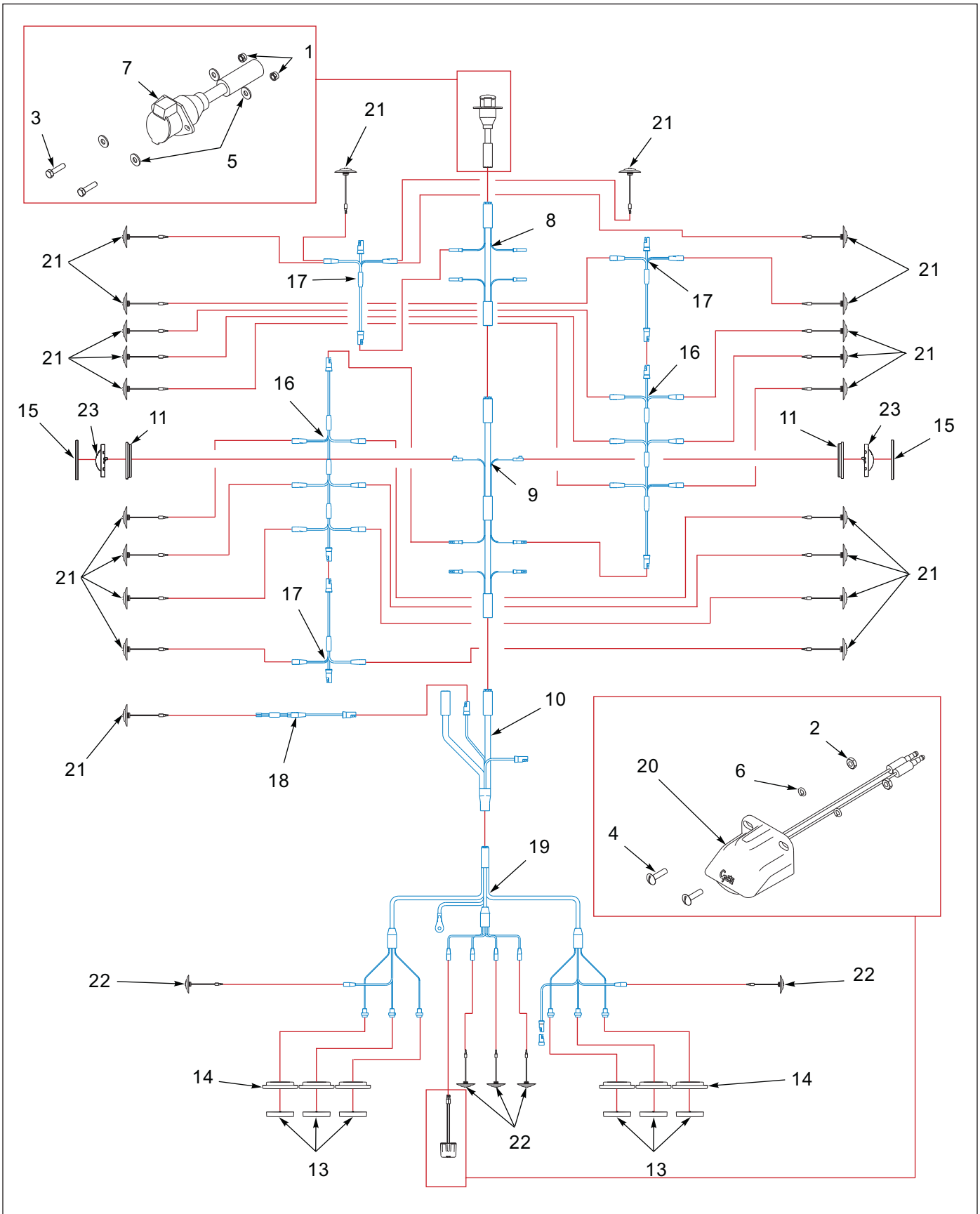


Figure 1-22: Electrical - Continued

Electrical - Continued

ITEM	PART NUMBER	DESCRIPTION	QTY.		
	203234	FRAME ASSY, 150C S/R BT (REF ONLY)	*		
	203242	FRAME ASSY, 150C-45 A/R 235		*	
	203228	FRAME ASSY, 150C-45 A/R 255 TIRE			*
1	1-512-010005-03	NUT, HEX, SLFLKG, 5/16-18UNC GRB	2	2	2
2	1-512-010007-03	NUT, HEX, #10-24 UNC, GR2	2	2	2
3	1-654-010049-06	SCREW, HEX, 5/16-18UNCX1-1/4 GR5	2	2	2
4	1-861-010032-09	WASHER, FLAT ZP/CD, 5/16W	2	--	--
5	1-861-010034-07	WASHER, LKG, HLCL SPR, #10	1	2	2
6	143100	HARNESS, 7-WAY RECP GROTE	1	1	1
7	143101	HARNESS, FRONT MAIN GROTE	1	1	1
8	143102	HARNESS, BED MAIN GROTE	1	1	1
9	143103	HARNESS, E-CHAIN GROTE	1	1	1
10	143114	GROMMET OVAL GROTE	2	2	2
11	143121	DUMMY PLUG MALE/FEM BULLETT	--	--	--
12	143123	GREASE, DIELECTRIC (NOT SHOWN)	.50	.50	.50
13	144680	GROMMET, 4IN ROUND GROTE	6	6	6
14	180570	COVER CHROME OBLONG GROM	2	2	2
15	187856	HARNESS, MARKER MID DECK	2	2	2
16	187857	HARNESS, MARKER ADDITION	3	2	2
17	187858	HARNESS, ABS LAMP MICRONOVA	1	1	1
18	187859	HARNESS, BUMPER MICRONOVA	1	1	1
19	187860	LIGHT ASSY, LICENSE LED GROTE	1	1	1
20	187863	LIGHT YEL LED .75CL/MK CLEAR CB	21	19	19
21	187864	LIGHT RED LED .75CL/MK CLEAR CB	5	5	5
22	187868	LIGHT, MIDTURN LED CLEAR LENS	2	2	2
23	43029	HOSE WRAP AEROQUIP 1/4 (NOT SHOWN)	3	3	3
24	144679	LIGHT RED LED 4IN S/T/T GROTE	6	6	6

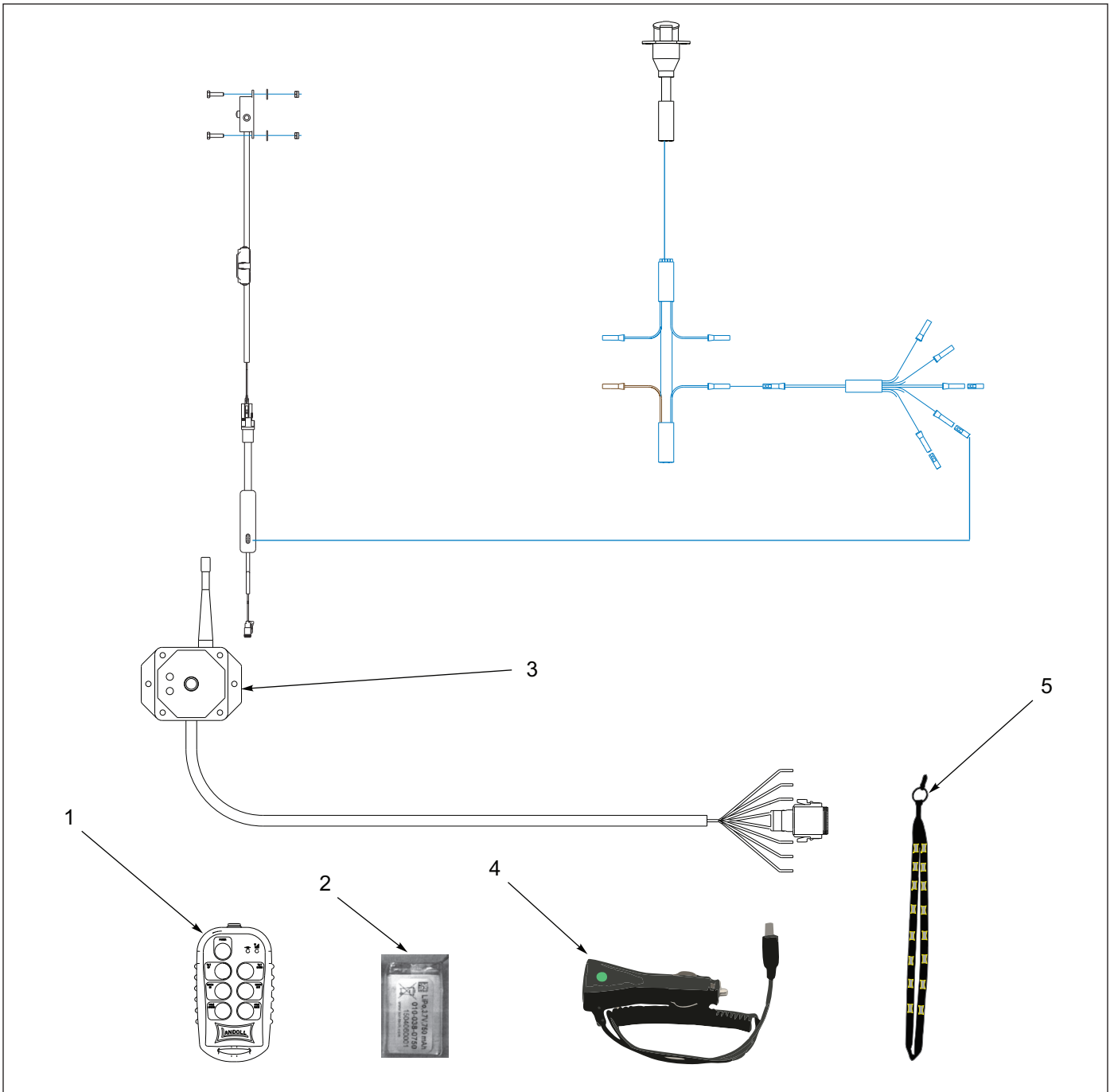


Figure 1-23: Receiver Transmitter - Macro Kar 900

Receiver Transmitter - Macro Kar 900

ITEM	PART NUMBER	DESCRIPTION	QTY.
	168649	RECEIVER/TRANS MACRO KAR 900	
1	168978	TRANSMITTER MACRO 900	1
2	197460	BATTERY REPLACE, KARTECH MACRO	1
3	175583	RECEIVER ASSY, KAR-TECH	1
4	168976	CHARGER 12V TO MICRO USB	1
5	168979	LANYARD LANDOLL	1

Grease System

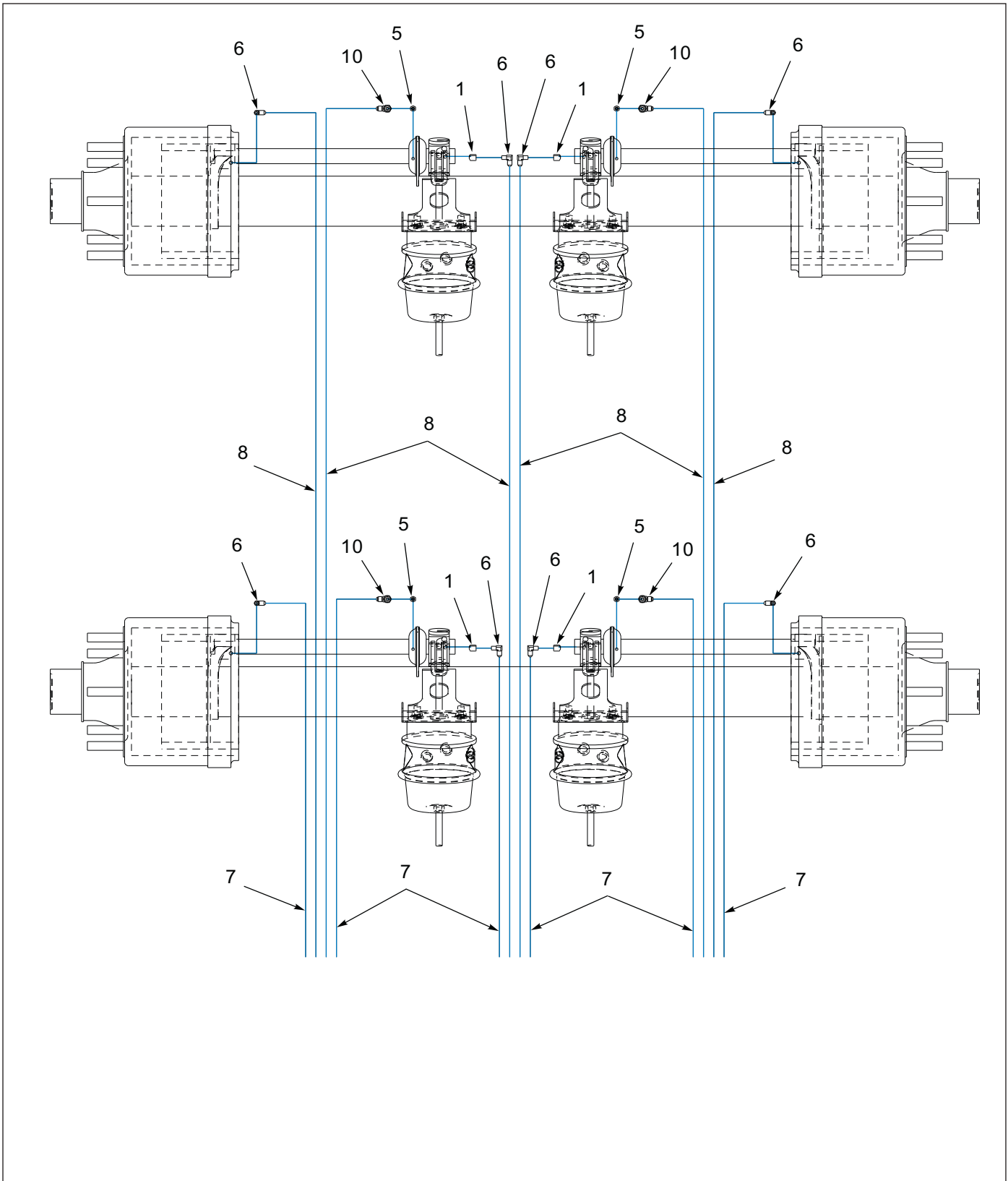


Figure 1-24: Grease System - 135C

Grease System - 135C

ITEM	PART NUMBER	DESCRIPTION	QTY.
1	101528	ELBOW, BRASS PIPE STREET	4
2	142545	NUT, HEX, JAM 7/16-20 UNC (NOT SHOWN)	18
3	142553	DECAL, GREASE TRL U/C (NOT SHOWN)	2
4	143111	GROMMET, MOUNT 3 IN. (NOT SHOWN)	2
5	202094	ADAPTER, 5/16-18X1/8NPT(F)	4
6	202099	FITTING, GREASE 90 SWIV P-T-C 1/8NPT(M)1/4T	8
7	202107	HOSE ASSY GREASE, 1/8X83	6
8	202113	HOSE ASSY, GREASE, 1/8X16	6
9	202344	PLUG, PLASTIC PANEL (NOT SHOWN)	4
10	216599	FITTING, GREASE, 1/4 TUBE X 1/8 NPT	4

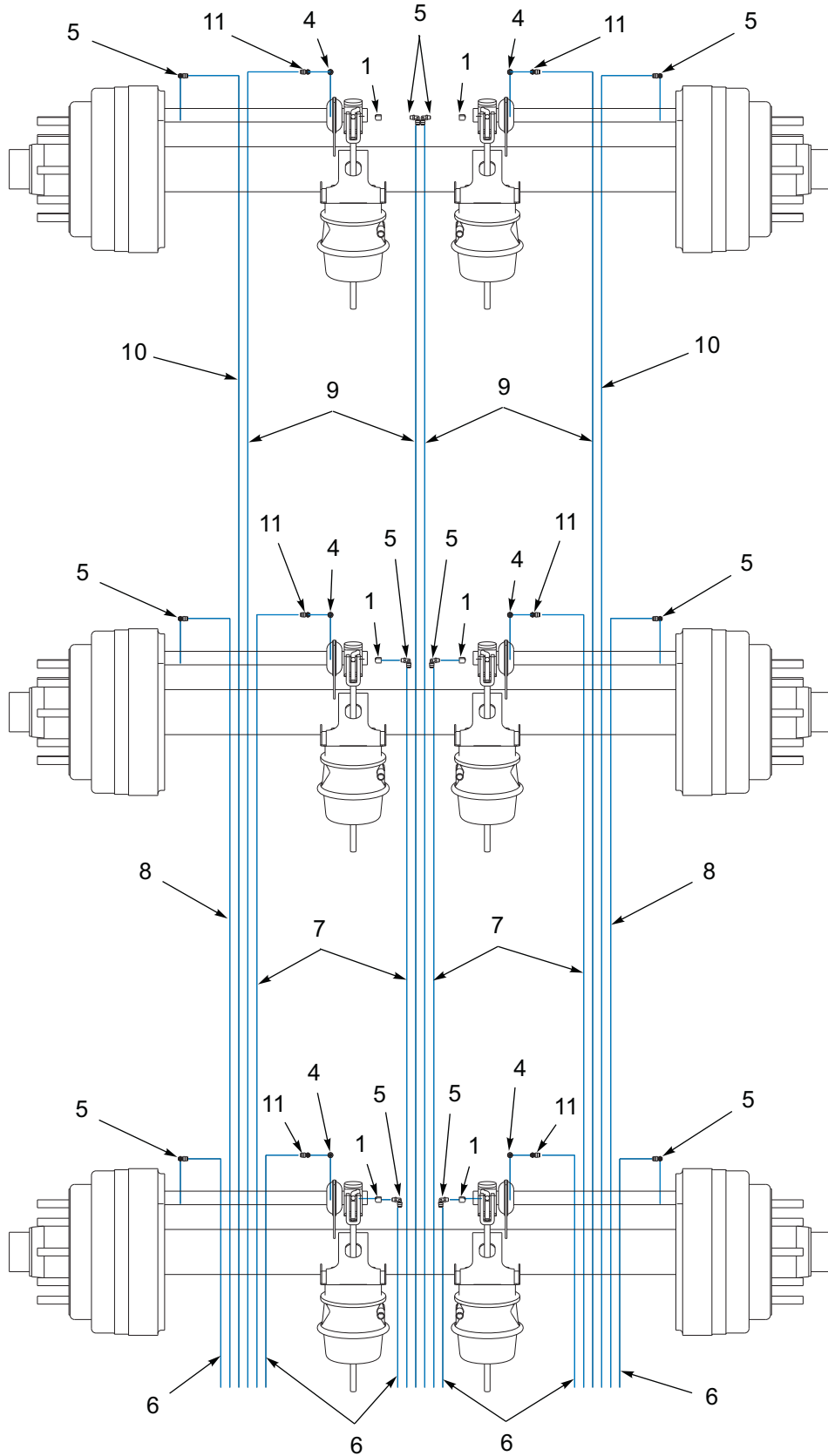


Figure 1-25: Grease System - 150C

Grease System - 150C

ITEM	PART NUMBER	DESCRIPTION	QTY.
1	101528	ELBOW, BRASS PIPE STREET	6
2	142545	NUT, HEX, JAM 7/16-20 UNC (NOT SHOWN)	18
3	142553	DECAL, GREASE TRL U/C (NOT SHOWN)	2
4	202094	ADAPTER, 5/16-18X1/8NPT(F)	6
5	202099	FITTING, GREASE, 90 SWIV P-T-C 1/8NPT(M)1/4T	12
6	202107	HOSE ASSY GREASE, 1/8X83	6
7	202113	HOSE ASSY GREASE, 1/8X126	4
8	202116	HOSE ASSY GREASE, 1/8X144	2
9	202123	HOSE ASSY GREASE, 1/8X186	4
10	204224	HOSE ASSY GREASE, 1/8X217	2
11	216599	FITTING, GREASE, 1/4 TUBE X 1/8 NPT	6

Suspensions

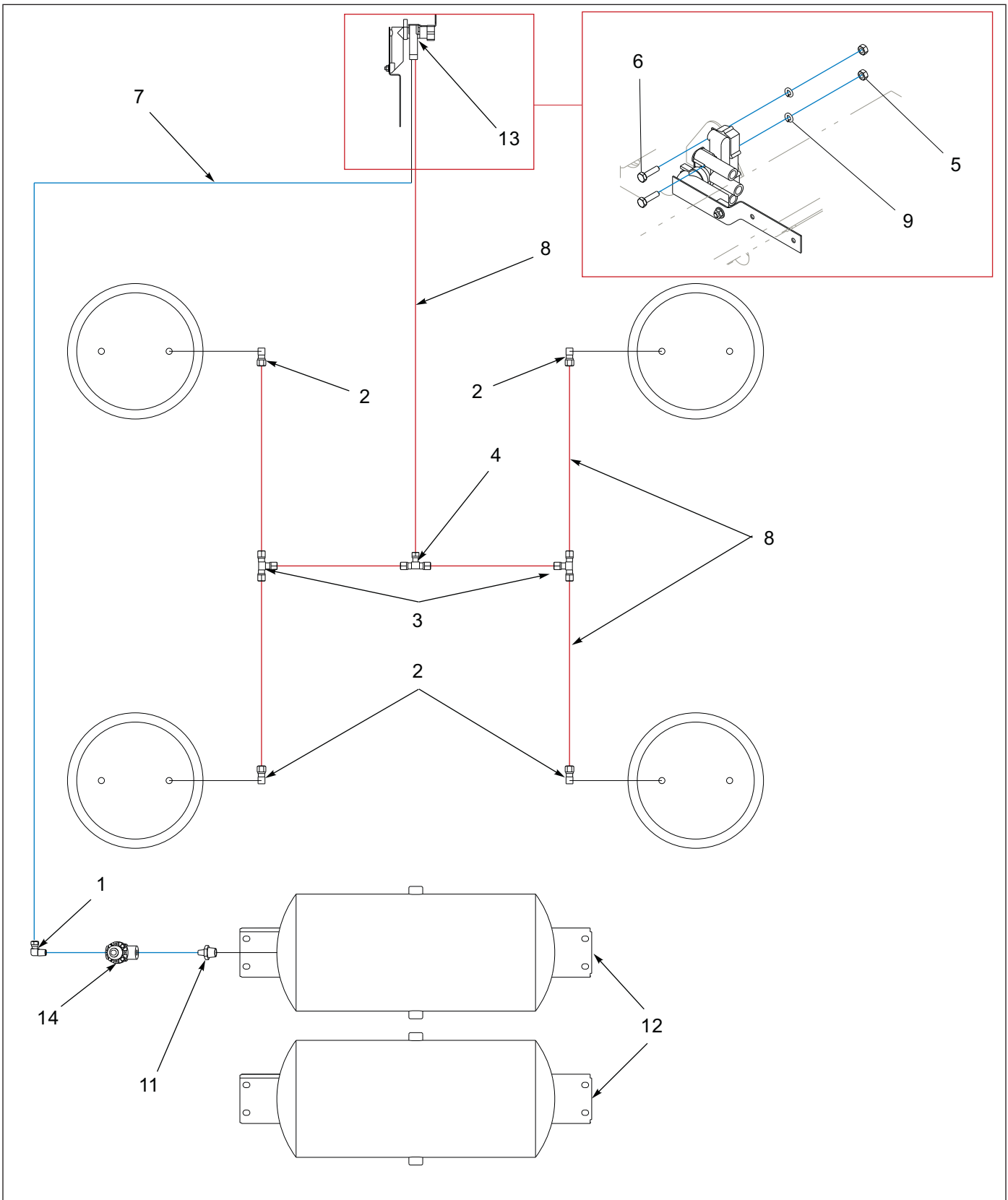


Figure 1-26: Air Ride Suspension - 135C

Air Ride Suspension - 135C

ITEM	PART NUMBER	DESCRIPTION	QTY.
1	1-297-010008-07	FITTING, AIR 90 1/4 TUBE X 1/4 NPT	1
2	1-297-010008-18	FITTING, AIR 90 3/8TUBE X1/4 NT	4
3	1-297-010010-03	FITTING, AIR, UNION TEE 3/8	2
4	1-297-010010-04	FITTING, AIR, UN/TEE 3/8X3/8X1/4	1
5	1-512-010007-05	NUT, HEX, 1/4-20 UNC, GR2	2
6	1-654-010047-06	SCREW, HEX, 14-20 UNC, GR5	2
7	1-833-010001	TUBING, NYLON 1/4OD	11
8	1-833-010002	TUBING, NYLON 3/8OD	16
9	1-861-010034-09	WASHER, LKG, HLCL SPR, 1/4	2
10	102732	AIR CONTROL KIT (SEE PAGE 1-49)	1
11	2083-8-4S	NIPPLE, 1/4NPT X 1/2NPT	1
12	3-780-010002	TANK, AIR 9.5X22.5, .5NPT PORTS	REF
13	900 54 007	HEIGHT CONTROL VALVE NEWAY	REF
14	905-54-107	BRAKE PROTECTION VALVE	REF

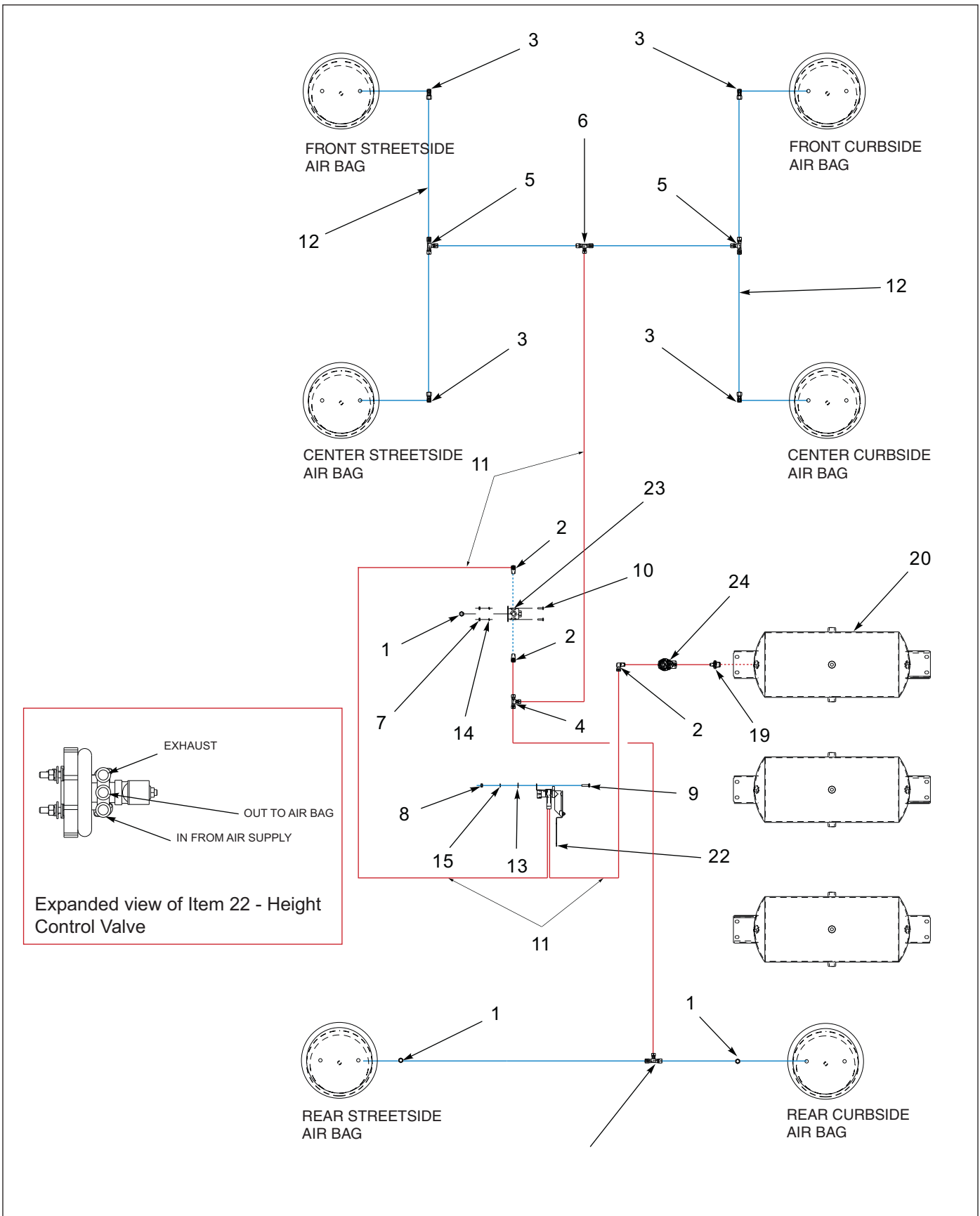


Figure 1-27: Air Ride Suspension - 150C

Air Ride Suspension - 150C

ITEM	PART NUMBER	DESCRIPTION	QTY.
1	1-297-010007-11	FITTING, AIR 3/8 TUBE X 1/4 NPT	3
2	1-297-010008-07	FITTING, AIR 90 1/4 TUBE X 1/4 NPT	4
3	1-297-010008-18	FITTING, AIR 90 3/8 TUB E X 1/4 NPT	4
4	1-297-010010-01	FITTING, AIR, UNION TEE 1/4	1
5	1-297-010010-03	FITTING, AIR, UNION TEE 3/8	2
6	1-297-010010-04	FITTING, AIR UNION TEE 3/8X3/8X1/4	2
7	1-512-010007-03	NUT, HEX, #10-24 UNC, GR2	4
8	1-512-010007-05	NUT, HEX, 1/4-20 UNC, GR2	2
9	1-654-010047-06	SCREW, HEX, 1/4-20UNCX1 GR5	2
10	1-656-010003051	SCREW, RD HD MACH #10-24X3/4	4
11	1-833-010001	TUBING, NYLON 1/4 OD	68
12	1-833-010002	TUBING, NYLON 3/8 OD	5
13	1-861-010032-07	WASHER, FLAT, ZP/CD, 1/4W	2
14	1-861-010034-07	WASHER, LKG, HLCL SPR, #10	4
15	1-861-010034-09	WASHER, LKG, HLCL SPR, 1/4	2
16	102732	AIR CONTROL KIT (SEE PAGE 1-49)	1
17	103738	HOSE AIR 3/8X100 W/3/8 ENDS	1
18	109177	CONTROL KIT AIR SUSP LOWER (SEE PAGE 1-50)	1
19	2083-8-4S	NIPPLE, 1/4NPT X 1/2NPT	1
20	3-780-010002	TANK, AIR 9.5X22.5 0.5 NPT PORTS (SEE PAGE 1-48)	REF
21	43028	HOSE WRAP AEROQUIP 3/4	1
22	900 54 007	HEIGHT CONTROL VALVE	REF
23	900-54-079	PILOT VALVE	REF
24	905-54-107	BRAKE PROTECTION VALVE	REF

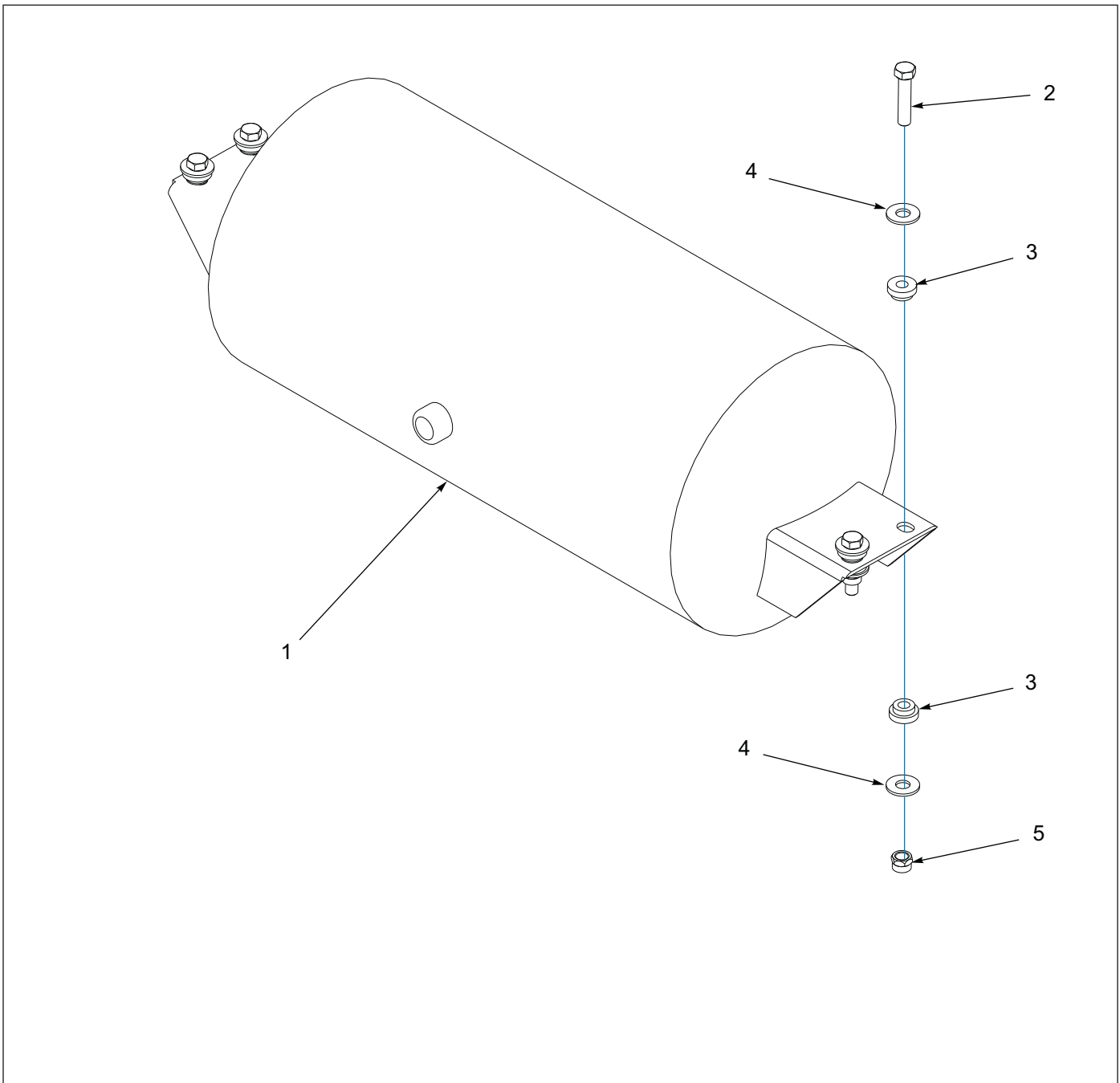


Figure 1-28: Air Tank

Air Tank

ITEM	PART NUMBER	DESCRIPTION	QTY.
1	3-780-010002	TANK, AIR 9.5X22.5 0.5NPT PORTS	REF
2	1-654-010051-08	SCREW, HEX, 3/8-16UNCX1-3/4 GR5	4
3	805-2	BUSHING, STEP	8
4	1-861-010032-11	WASHER, FLAT, ZP/CD, 3/8W	8
5	1-512-010005-05	NUT, HEX, SLFLKG, 3/8-16 UNC, GRB	4

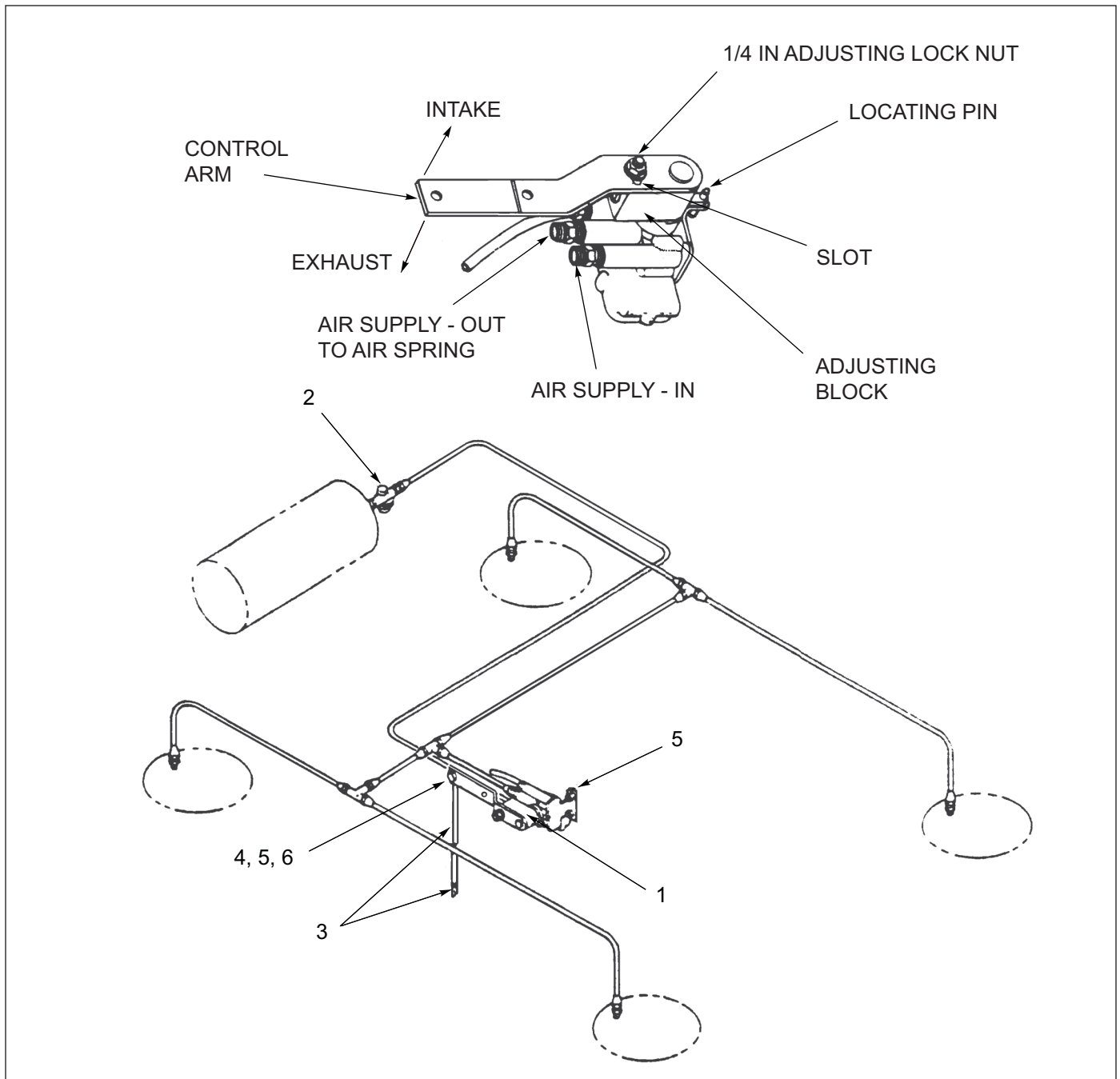


Figure 1-29: Air Control Kit - Neway

Air Control Kit - Neway

ITEM	PART NUMBER	DESCRIPTION	QTY.
	102732	AIR CONTROL KIT NEWAY	
1	900 54 007	HEIGHT CONTROL VALVE	1
2	905-54-107	AIR PRESSURE PROTECTION VALVE & FILTER	1
3	111021	SRK - 167 KIT - ADJ. LINK ASSEMBLY	1
4	1-654-010047-04	SCREW, HEX HEAD CAP 1/4-20 X 3/4 GR5	2
5	1-512-010005-01	LOCK NUT 1/4-20	2
6	----	DECAL - OPERATING	1

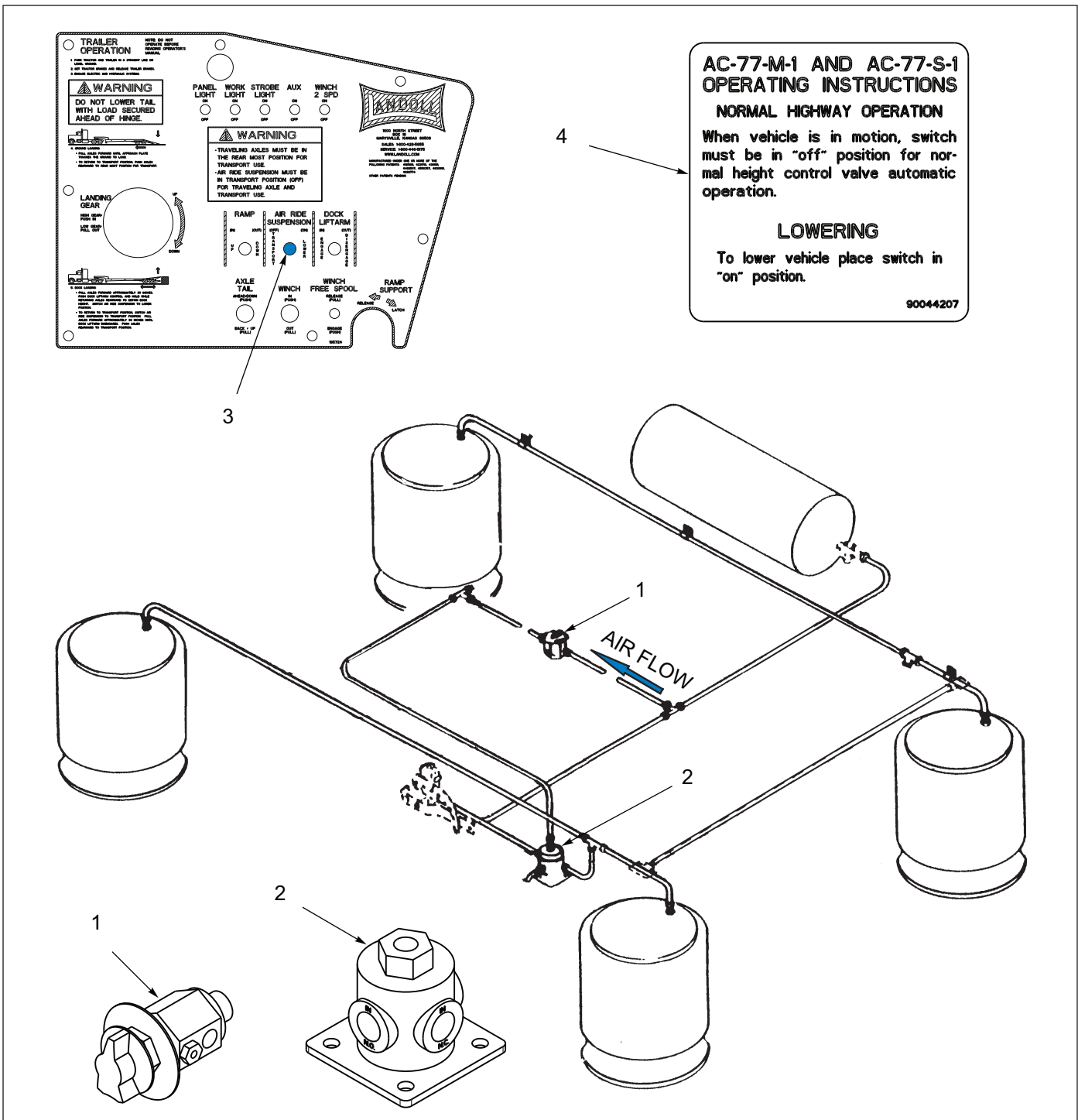


Figure 1-30: Air Control Kit - Lower Suspension

Air Control Kit - Lower Suspension

ITEM	PART NUMBER	DESCRIPTION	QTY.
	109177	AIR CONTROL KIT - LOWER SUSPENSION	
1	900-54-088	VALVE MANUALLY OPERATED	1
2	900-54-079	PILOT VALVE	1
3	-----	DECAL (NOT SHOWN)	1
4	900-44-207	DECAL	1

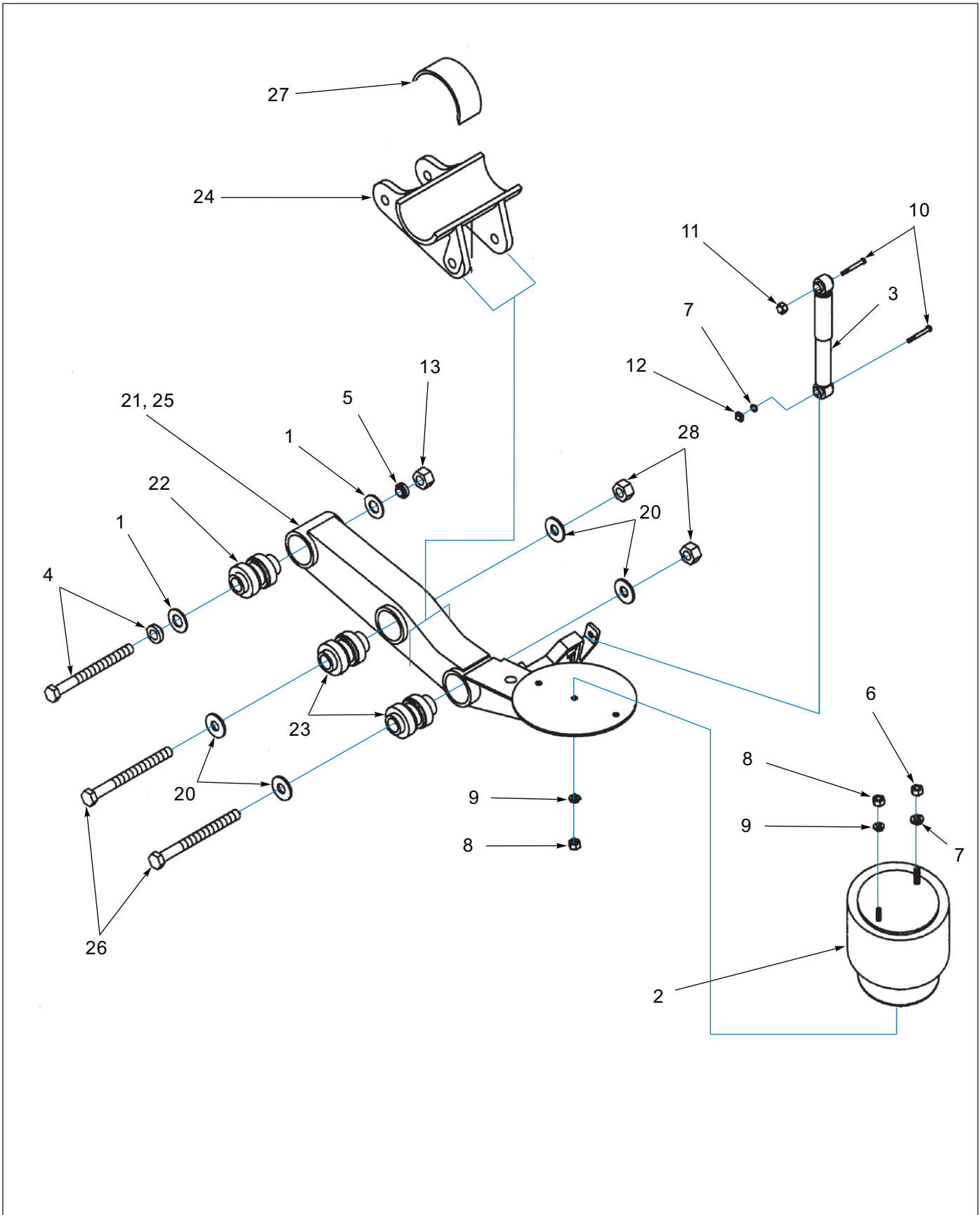


Figure 1-31: Suspension Hanger - RLU-228

Suspension Hanger - RLU-228

ITEM	PART NUMBER	REFERENCE	DESCRIPTION	QTY.
	102364	-----	SUSPENSION, ADJ. RLU-228-5.5, 16-1/2 X 7	
	102363	-----	SUSPENSION, BEAM. RLU-228	
1	111010	900 36 177	FLAT WASHER	2
2	111016	905 57 159	AIR SPRING ASSEMBLY	2
3	111017	900 44 642	SHOCK - 102364	2
4	90508009	905 08 009	ALIGN BUSH ASSEMBLY	2
5	129006	900 08 238	ALIGN BLOCK	2
6	934 00 149	934 00 149	3/4-16 HEX NUT GRB	2
7	936 00 077	936 00 077	LOCK WASHER, 3/4"	4
8	1-512-010007-09	934 00 136	HEX NUT, 1/2-13	4
9	1-861-010034-13	936 00 072	LOCK WASHER, 1/2"	4
10	105408	930 03 597	HEX HEAD CAP SCREW 3/4-10 X 3-1/2	4
11	934-00-492	934 00 492	LOCK NUT, 3/4-10	2
12	111022	934 00 367	3/4-10 SQUARE NUT	2
13	111008	934 00 506	LOCK NUT 1-1/8-7	2
14	111018	900 54 038	ANCHOR, RIDE HEIGHT CONTROL VALVE	1
15	-----	941 00 787	LITERATURE INSTRUCTIONS	1
16	-----	941 00 685	LITERATURE SPEC	1
17	-----	941 00 648	LITERATURE FORM 864	1
18	-----	941 00 590	LITERATURE LABEL	1
19	-----	941 00 790	LITERATURE LABEL	1
20	111010	900 36 177	FLAT WASHER	8
21	111019	110 05 053	FASTENER KIT	1
22	111013	905 16 600	EQUALIZING BEAM ASSEMBLY LH	1
23	900-08-139	900 08 139	RUBBER BUSHING - FRONT PIVOT	2
24	111011	900 08 149	RUBBER BUSHING - AXLE CONNECTION	4
25	111012	900 01 200	AXLE ADAPTER ASSEMBLY	2
26	111014	905 16 601	EQUALIZING BEAM ASSEMBLY RH	1
27	111023	932 01 051	HEX HEAD CAP SCREW 1-1/8-7 X 8-1/2	4
28	111015	900 25 288	SAFETY STRAP	2
29	934-00-506	934 00 506	LOCK NUT 1-1/8-7	4
30	109533	481 00 294	ALIGNMENT BLOCK KIT	1
31	126900	905 20 543	BRACKET BOTTOM SHOCK - RLU-228	1
32	127708	905 47 175	WIRE ROPE STRAP KIT RLU 228-5.5	1

Axle and Brakes

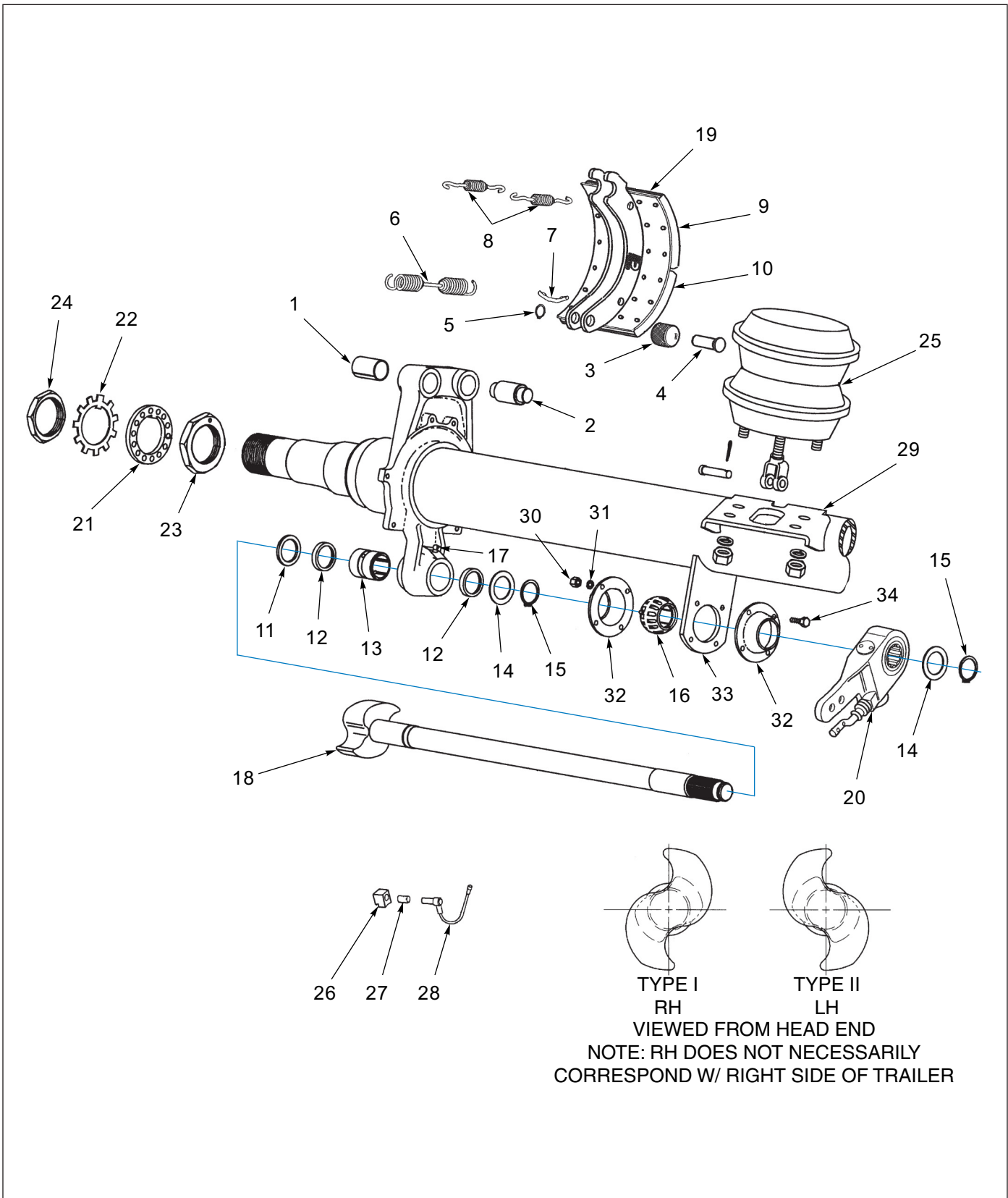


Figure 1-32: Axle and Brake Assembly - Dexter 12-1/4 x 7-1/2

Axle and Brake Assembly - 12-1/4 x 7-1/2

ITEM	PART NUMBER	DESCRIPTION	QTY.
1	-----	BUSHING, SPIDER ANCHOR PIN	4
2	-----	ANCHOR PIN	4
3	-----	ROLLER	4
4	-----	RETAINER, ROLLER PIN	8
5	-----	RETAINER, RING	8
6	-----	SPRING, SHOE RETRACTOR	2
7	056-018-00	RETAINER PIN, RETRACTOR SPRING	4
8	046-097-00	SPRING, KEEPER	4
9	-----	LINING, BRAKE BLOCK ANCHOR	2
10	-----	LINING, BRAKE BLOCK CAM	2
11	005-074-00	D" WASHER, CAMSHAFT	2
12	010-052-00	SEAL, GREASE	4
13	-----	BUSHING, CAMSHAFT SPIDER	2
14	-----	WASHER, CAMSHAFT END	2
15	069-078-00	RETAINER, CAMSHAFT END	2
16	-----	BUSHING, CAMSHAFT SUPPORT	2
17	-----	FITTING, GREASE 45°	2
18	034-188-03	CAMSHAFT, 22-5/16" LH	1
18	034-189-03	CAMSHAFT, 22-5/16" RH	1
18	136991	CAMSHAFT, 23-3/8" LH	1
18	136992	CAMSHAFT, 23-3/8" RH	1
18	171963	CAMSHAFT, 26-1/2" LH	1
18	171964	CAMSHAFT, 26-1/2" RH	1
19	040-320-01	SHOE AND LINING ASSEMBLY	4
20	156655	SLACK ADJUSTER, AUTOMATIC	2
21	005-098-00	WASHER, SPINDLE LOCK	2
22	005-099-00	WASHER, TABBED SPINDLE LOCK	2
23	006-114-00	NUT, INNER SPINDLE	2
24	006-115-00	NUT, OUTER SPINDLE	2
25	034-057-07	AIR CHAMBER, SERVICE BRAKE	2
25	034-058-07	AIR CHAMBER, SPRING BRAKE	2
26	103805	SENSOR BLOCK	2
27	144979	RETAINER CLIP	2
28	101847	ABS SENSOR CABLE-4M 90° (1FT)	2
29	034-048-00	AIR CHAMBER BRACKET	2
30	006-099-00	RETAINER NUT, CAM BUSH	8
31	005-079-00	LOCK WASHER	8
32	034-032-00	PLATE, BUSHING RETAINER (PIECES SOLD SEPERATELY)	4
33	034-031-00	PLATE, CAMSHAFT SUPPORT BRACKET	4
34	007-139-00	BOLT, RETAINER PLATE	8

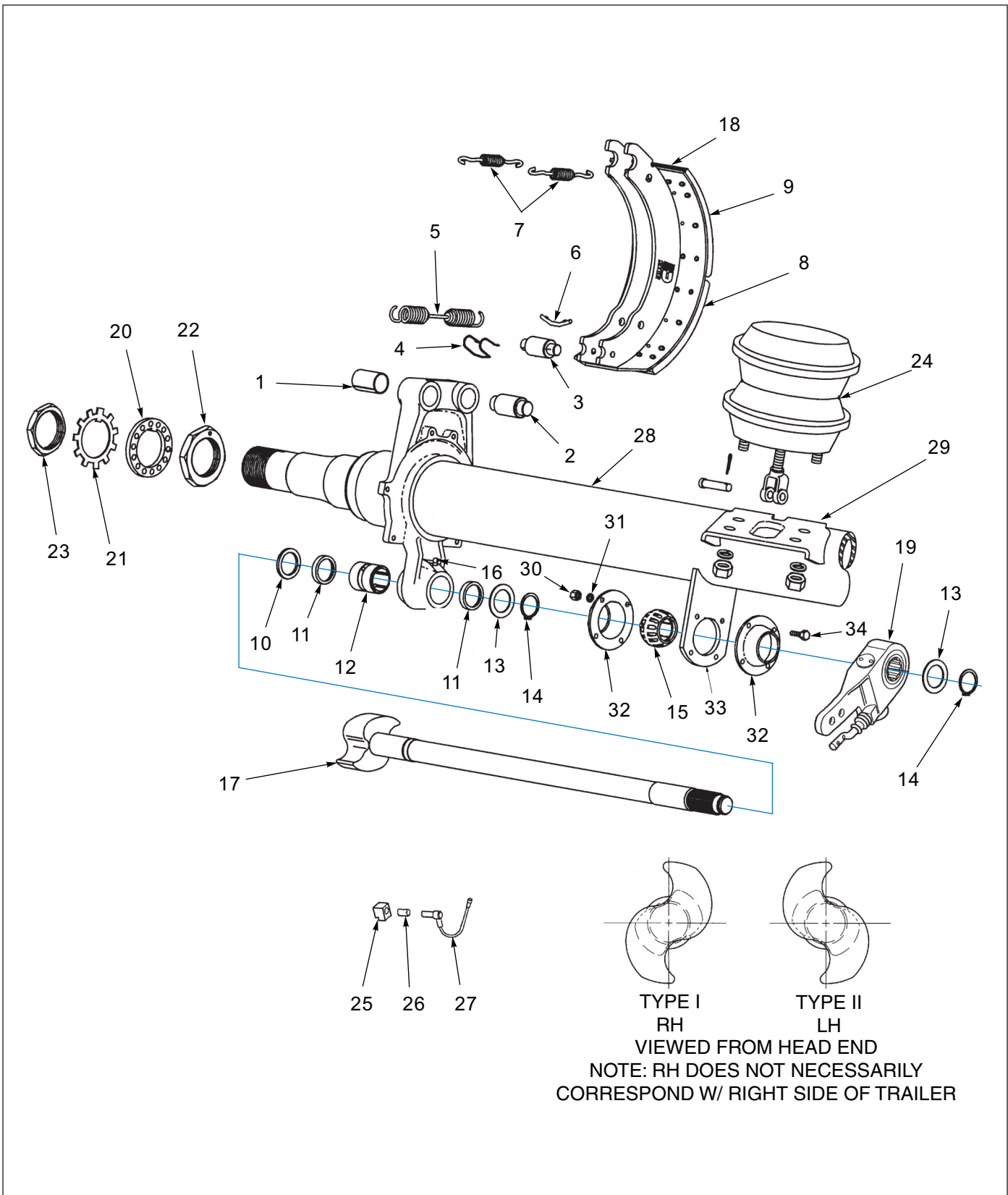


Figure 1-33: Axle and Brake Assembly - Dexter 16-1/2 x 7

Axle and Brake Assembly - 16-1/2 x 7

ITEM	PART NUMBER	DESCRIPTION	QTY.
1	----	BUSHING, SPIDER ANCHOR PIN	4
2	----	ANCHOR PIN	4
3	014-065-00	ROLLER	4
4	071-122-00	RETAINER, ROLLER	4
5	046-096-00	SPRING, SHOE RETRACTOR	2
6	056-018-00	RETAINER PIN, RETRACTOR SPRING	4
7	046-097-00	SPRING KEEPER	4
8	----	LINING, BRAKE BLOCK CAM	2
9	----	LINING, BRAKE BLOCK ANCHOR	4
10	005-096-00	D WASHER, CAMSHAFT	2
11	010-052-00	SEAL, GREASE	4
12	----	BUSHING, CAMSHAFT SPIDER	2
13	----	WASHER, CAMSHAFT END	2
14	069-078-00	RETAINER, CAMSHAFT END	2
15	----	BUSHING, CAMSHAFT SUPPORT	2
16	----	FITTING, GREASE, 45 DEG.	2
17	----	CAMSHAFT, 22-5/8 LH	1
17	034-193-05	CAMSHAFT, 22-5/8 RH	1
17	----	CAMSHAFT 25 LH	1
17	----	CAMSHAFT 25RH	1
18	040-180-00	SHOE AND LINING ASSEMBLY	4
19	----	SLACK ADJUSTER, AUTOMATIC	2
20	005-098-00	WASHER, SPINDLE LOCK	2
21	005-099-00	WASHER, TABBED SPINDLE LOCK	2
22	006-114-00	NUT, INNER SPINDLE	2
23	006-115-00	NUT, OUTER SPINDLE	2
24	034-057-01	AIR CHAMBER, SERVICE BRAKE	2
24	034-058-01	AIR CHAMBER, SPRING BRAKE	4
25	----	SENSOR BLOCK	2
26	----	RETAINER CLIP	2
27	101847	ABS SENSOR CABLE-4M	2
28	----	BEAM W/BRACKETS	1
29	034-048-00	AIR CHAMBER BRACKET	2
30	006-099-00	RETAINER NUT, CAM BUSH	8
31	005-079-00	LOCK WASHER	8
32	034-032-00	PLATE, BUSHING RETAINER (PIECES SOLD SEPARATE)	4
33	034-031-00	PLATE, CAMSHAFT SUPPORT BRACKET	4
34	007-139-00	BOLT, RETAINER PLATE	8

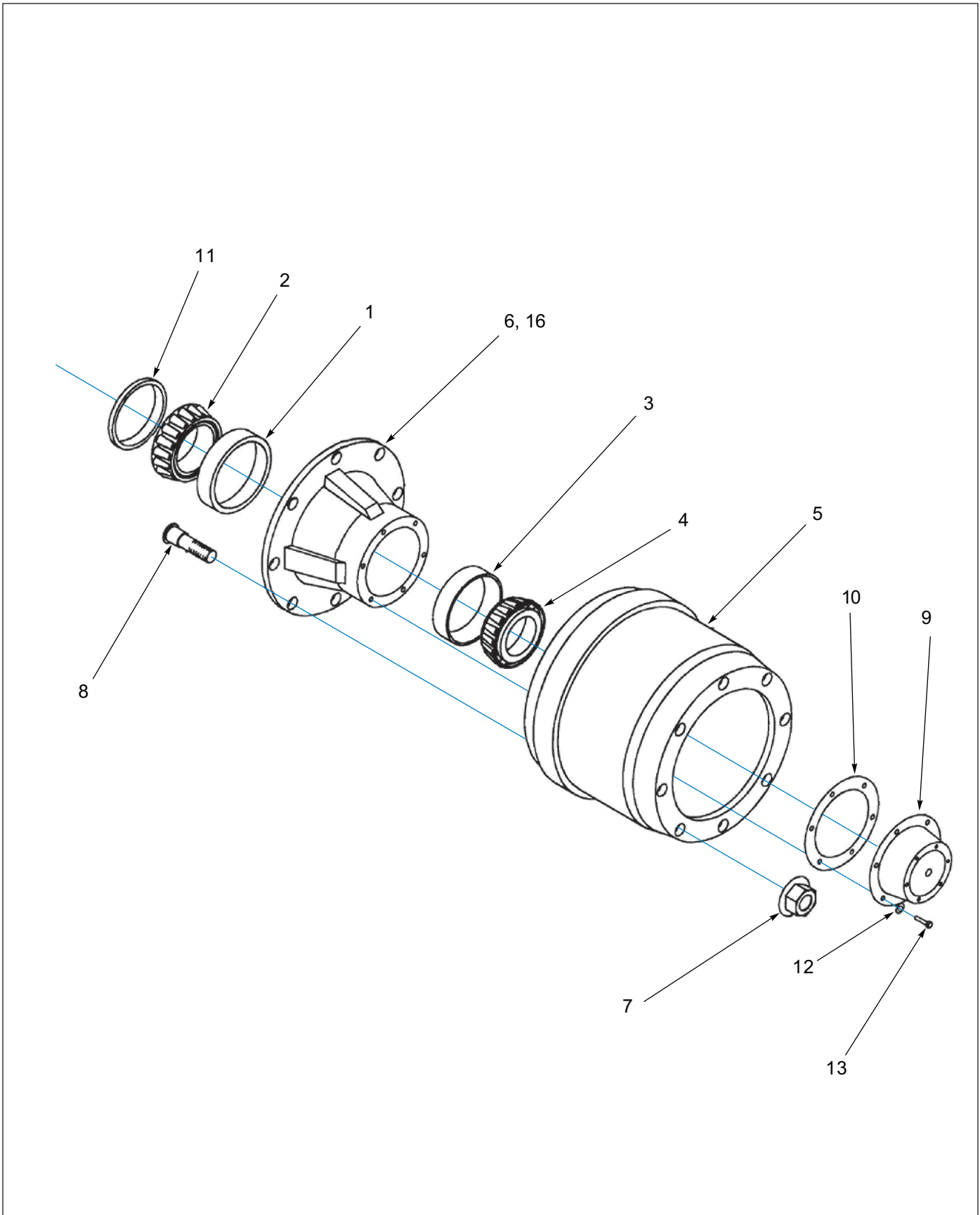


Figure 1-34: Outboard Pilot Mount Hub & Drum Assembly

Outboard Pilot Mount Hub & Drum Assembly

ITEM	PART NUMBER	DESCRIPTION	QTY.
	108541	HUB/DRUM ASSY 8 BOLT 12-1/4 PILOT, ABS	
	103783	HUB/DRUM 10 BOLT 16-1/2 PILOT, ABS LONG STUD	
1	HM218210	INNER BEARING CUP	1
2	HM218248	INNER BEARING CONE	1
3	HM212011	OUTER BEARING CUP	1
4	HM212049	OUTER BEARING CONE	1
5	110976	OUTBOARD MOUNTED BRAKE DRUM - 10 BOLT	1
5	63680	OUTBOARD MOUNTED BRAKE DRUM - 8 BOLT	1
6	110975	HUB, 10 BOLT	1
6	112493	HUB, 8 BOLT 80TOOTH TONER RING	1
7	179955	FLANGE NUT, 8 BOLT	8
8	113536	STUD, 22MM 3.5 STANDOUT	8
9	4009	CAP, HUB	1
10	3067	GASKET, OIL CAP	1
11	3-659-010012	SEAL	1
12	1-861-010034-10	WASHER, SPLIT LOCK 5/16	6
13	1-654-010049-03	SCREW, HEX HEAD CAP, 5/16-18 X 3/4 GR5	6
14	3-870-010097	WHEEL 17.5X6.75 PILOT MT (NOT SHOWN)	
14	100402	WHEEL 17.5X6.75 ALUM PILOT MT (NOT SHOWN)	
14	112047	WHEEL 17.5X6.75 ALUM PILOT MT (NOT SHOWN)	
14	3-870-010104	WHEEL,DISC PILOT MT 22.5X7.50, 10 BOLT (NOT SHOWN)	1
14	3-870-010106	WHEEL,AL,PILOT MT22.5X7.5POL, 10 BOLT (NOT SHOWN)	1
14	3-870-010116	WHL,ALM,PLT MT 22.5X7.50, 10 BOLT (NOT SHOWN)	1
15	TR573	VALVE STEM (NOT SHOWN)	1
15	100401	VALVE STEM TR553C (NOT SHOWN)	1
15	TR545D	VALVE STEM (NOT SHOWN)	1
15	1-843-010014	VALVE STEM, EXTENSION 3 IN (NOT SHOWN)	1
16	137108	HUBODOMETER W/ BRACKET, 255/70R 27.5 TIRE	1
17	123882	SPACER, WHEEL .375 X 10 HOLE HUB PILOT	1
18	114619	WHEEL GUARD 8 HOLE 275 MM BC (USED W/ ALUMINUM)	1
18	3-870-010107	WHEEL GUARD 10 HOLE 285.75 MM BC (NOT SHOWN)	1

Air Brake System

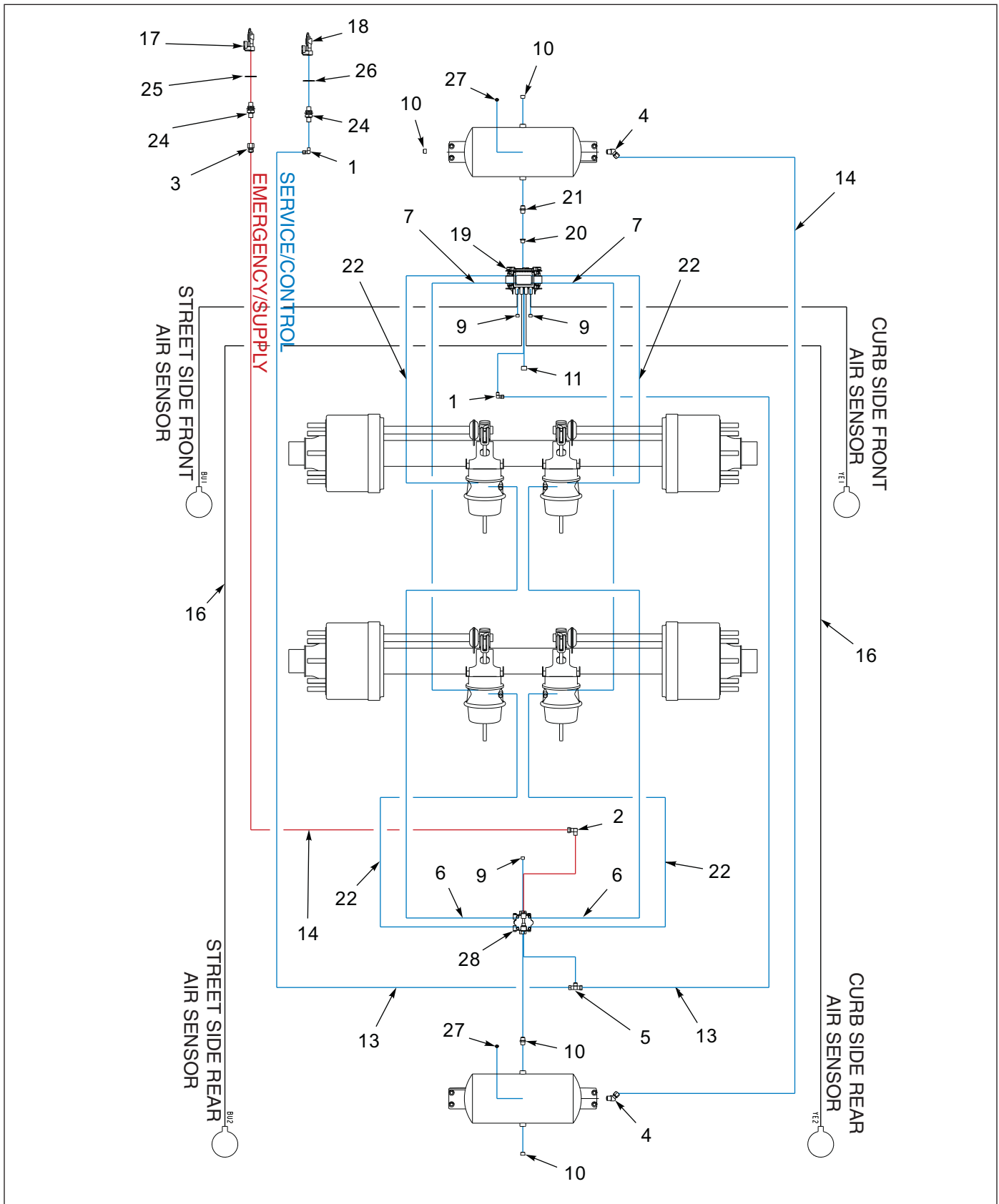


Figure 1-35: Air Brake System - 135C

Air Brake System - 135C

ITEM	PART NUMBER	DESCRIPTION	QTY.	
	115761	SUSP ASSY SPG L40CAN - 102 REAR	*	
	115762	SUSP ASSY SPG L40CAN - 102 FRONT	*	
	122346	SUSPENSION FASTENER RLU - 228 - 6.3	*	
	124588	SUSPENSION FASTENER RLU - 228 - 6.3	*	
1	1-297-010008-18	FITTING,AIR 90 3/8TUBEX1/4NPT	2	2
2	1-297-010008-23	FITTING, AIR 90 1/2 TUBE TO 3/8 NPT	1	1
3	1-297-010012-16	FITTING, AIR FEMALE CONN 1/2T-1/2P		
4	1-297-010013-16	FITTING,AIR 1/2X1/2 45 M/ELB 1/2T-1/2P	2	2
5	1-297-010015-07	FITTING, AIR, BR TEE 3/8T-3/8P	1	1
6	1-384-010038054	HOSE AIR 3/8X54 W/3/8 ENDS	2	2
7	1-384-010038076	HOSE AIR 76 3/8 W/3/8 ENDS	2	2
8	1-512-010005-05	NUT, HEX, SLFLKG, 3/8-16 UNC, GRB (NOT SHOWN)	8	8
9	1-560-010002-03	PLUG, PIPE, 3/8NPTF	3	3
10	1-560-010002-04	PLUG, PIPE, 1/2NPT	4	4
11	1-560-010002-05	PLUG, PIPE, 3/4-14 NPTF	1	1
12	1-654-010051-08	SCREW, HEX, 3/8-16UNCX1-3/4 GR5 (NOT SHOWN)	8	8
13	1-833-010002	TUBING NYLON 3/8OD	46IN	46IN
14	1-833-010003	TUBING NYLON 1/2 OD	49IN	49IN
15	1-861-010032-11	WASHER, FLAT, ZP/CD, 3/8W (NOT SHOWN)	16	16
16	103861	SENSOR EXT CABLE-3M (10FT)	2	2
17	108801	GLAD HAND - RED - AIR	1	1
18	108802	GLAD HAND - BLUE - AIR	1	1
19	114584	ABS KIT WABCO 4S/2M	1	1
20	118-2659-9	BUSHING, 1/2NPT X 3/4 NPT STL	1	1
21	2083-8-8S	NIPPLE HEX 1/2 PIPE - 1/2 PIPE	2	2
22	3-384-010020	HOSE, AIR 3/8X32, .38 NPT ENDS	4	4
23	3-780-010002	TANK, AIR 9.5X22.5, .5NPT PORTS	2	2
24	55B61	FRAME UNION	2	2
25	55B61-6	TAG EMER LINE VELVAC 035025	1	1
26	55B61-7	TAG SERVICE LINE VELVAC 035026	1	1
27	56D4	COCK, DRAIN AIR TANK VEL036019	2	2
28	758-181	VALVE TASK 4 PORT	1	1
29	805-2	BUSHING, STEP (NOT SHOWN)	16	16

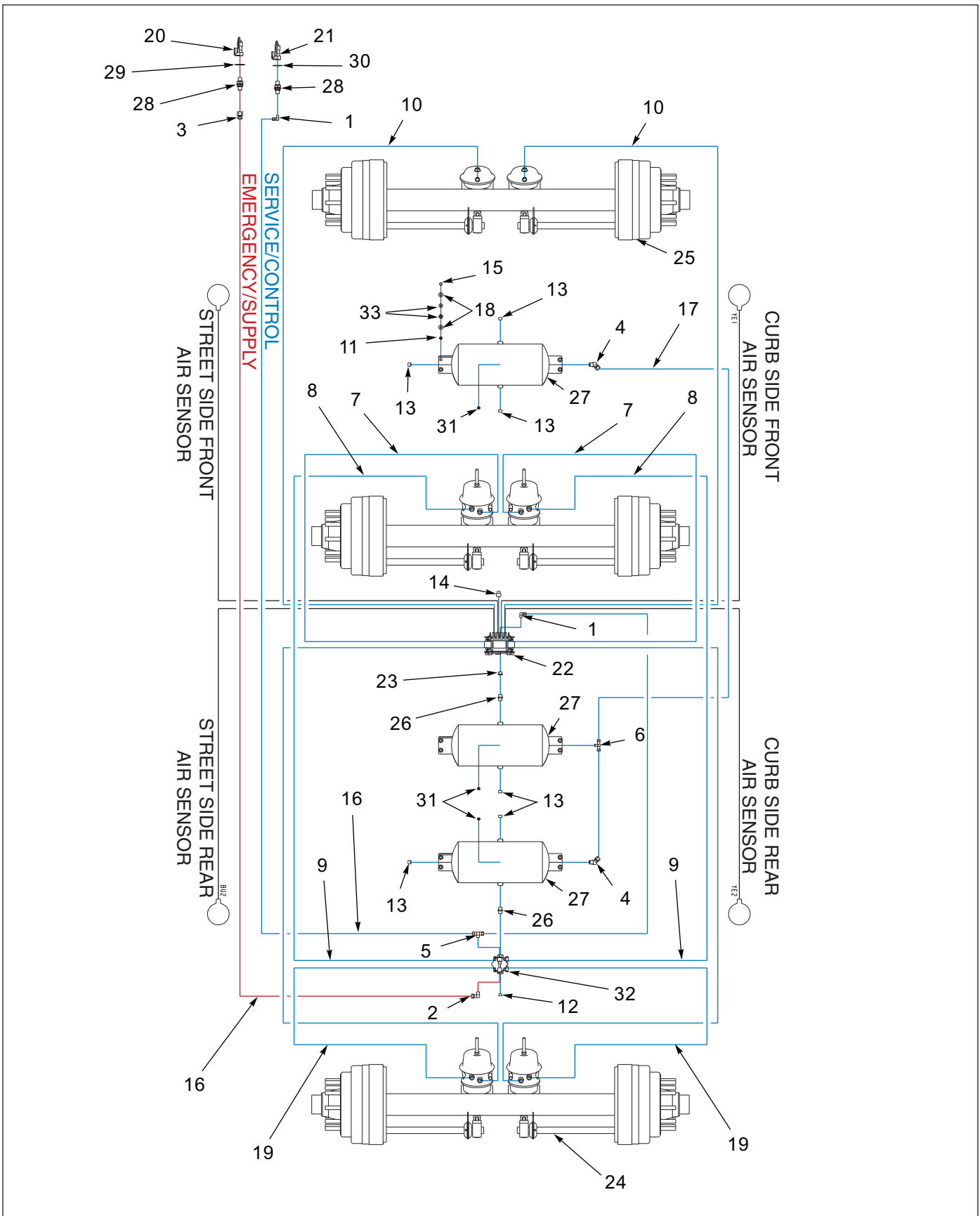


Figure 1-36: Air Brake System - 150C

Air Brake System - 150C

ITEM	PART NUMBER	DESCRIPTION	QTY.	
	124590	AXLE WELD RLU228 D2516X75	*	
	167527	AXLE WELD RLU228 D2516-SER-75	*	
	117560	SUSPENSION ASSY SPRING 150		*
1	1-297-010008-18	FITTING,AIR 90 3/8TUBEX1/4NPT	2	2
2	1-297-010008-23	FITTING, AIR 90 1/2 TUBE TO 3/8 NPT	1	1
3	1-297-010012-16	FITTING, AIR FRMALE CONN 1/2T-1/2P	1	1
4	1-297-010013-16	FITTING,AIR 1/2X1/2 45 M/ELB	2	2
5	1-297-010015-07	FITTING, AIR, BR TEE 3/8T-3/8P	1	1
6	1-297-010015-11	FITTING, AIR, BR TEE 1/2T-1/2P		1
7	1-384-010038024	HOSE ASM AIR 3/8X24	2	2
8	1-384-010038072	HOSE AIR 72 3/8 W/3/8 ENDS	2	2
9	1-384-010038076	HOSE AIR 76 3/8 W/3/8 ENDS	2	2
10	1-384-010038084	HOSE AIR 84 3/8 W/3/8 ENDS	12	12
11	1-512-010005-05	NUT, HEX, SLFLKG, 3/8-16 UNC, GRB	12	12
12	1-560-010002-03	PLUG, PIPE, 3/8NPTF	1	1
13	1-560-010002-04	PLUG, PIPE, 1/2NPT	6	5
14	1-560-010002-05	PLUG,PIPE, 3/4-14NPTF	1	1
15	1-654-010051-08	SCREW,HEX CAP,3/8-16X1-3/4 G	12	12
16	1-833-010002	TUBING NYLON 3/8 OD	10	10
17	1-833-010003	TUBING NYLON 1/2 OD	10	10
18	1-861-010032-11	WASHER, FLAT 3/8 W ZP/CD	24	24
19	101003	HOSE ASM AIR 3/8X48,W/3/8 END	4	4
20	108801	GLAD HAND - RED - AIR	1	1
21	108802	GLAD HAND - BLUE - AIR	1	1
22	114586	ABS KIT WABCO 4S/2MTRI/SPREAD	1	1
23	118-2659-9	BUSHING 1/2NPTX3/4NPT STL	1	1
24	124590	AXLE WELD RLU228 D2516X75	REF	REF
25	167527	AXLE WELD RLU228 D2516-SER-75	REF	REF
26	2083-8-8S	NIPPLE 1/2NPTX1/2NPT	2	2
27	3-780-010002	TANK AIR 9.5X22.5 .5NPT PORTS	3	3
28	55B61	FRAME UNION	2	2
29	55B61-6	TAG EMER LINE VELVAC 035025	1	1
30	55B61-7	TAG SERVICE LINE VELVC 0350256	1	1
31	56D4	COCK,DRAIN AIR TANK VEL, 036019	3	3
32	758-181	VALVE TASK 4 PORT	1	1
33	805-2	BUSHINGS, STEP	24	24

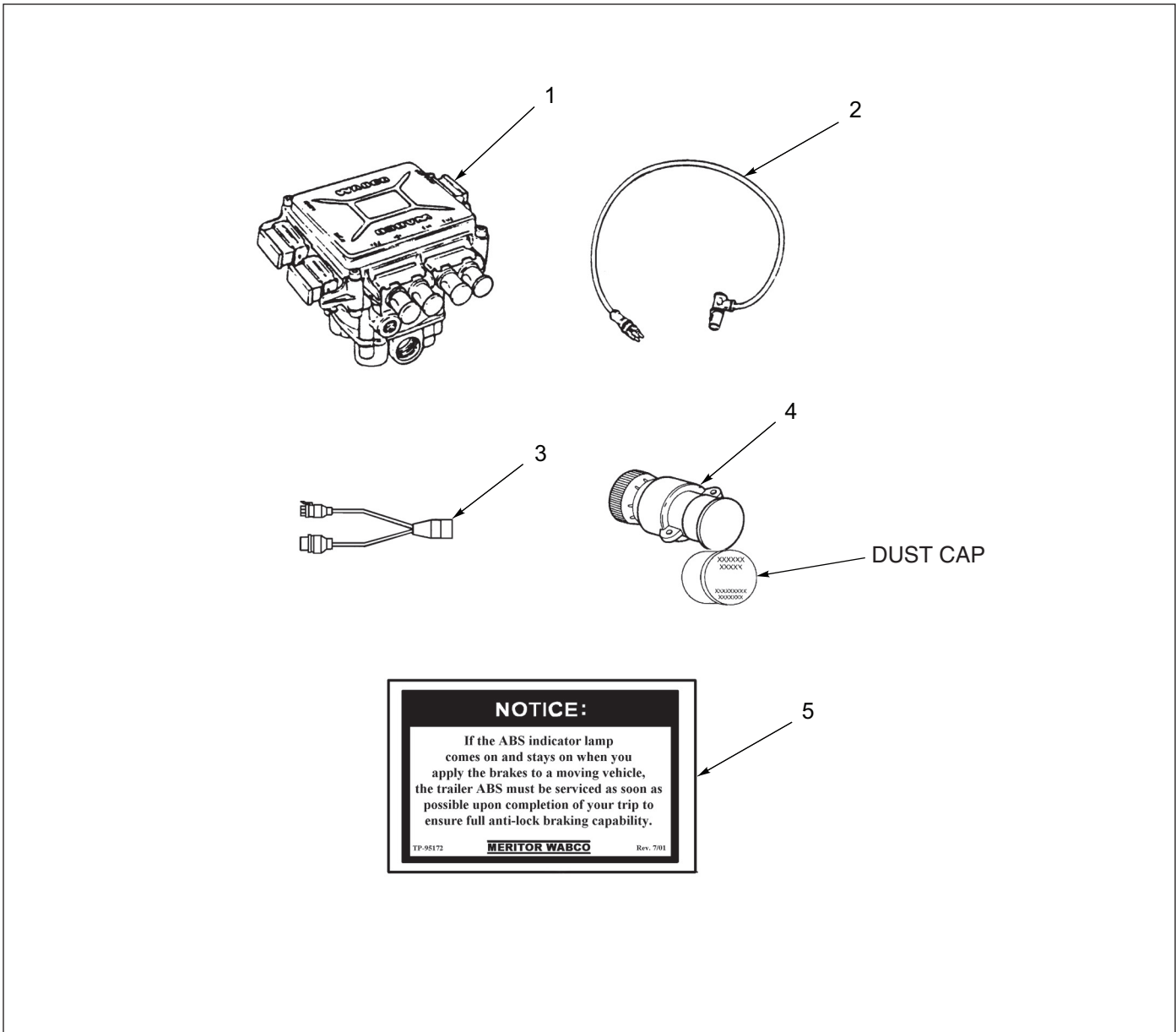
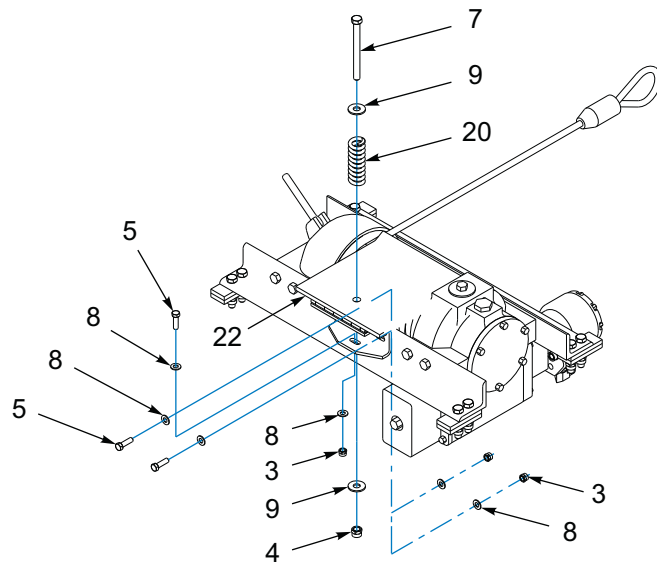


Figure 1-37: ABS Brake Kit - Rockwell

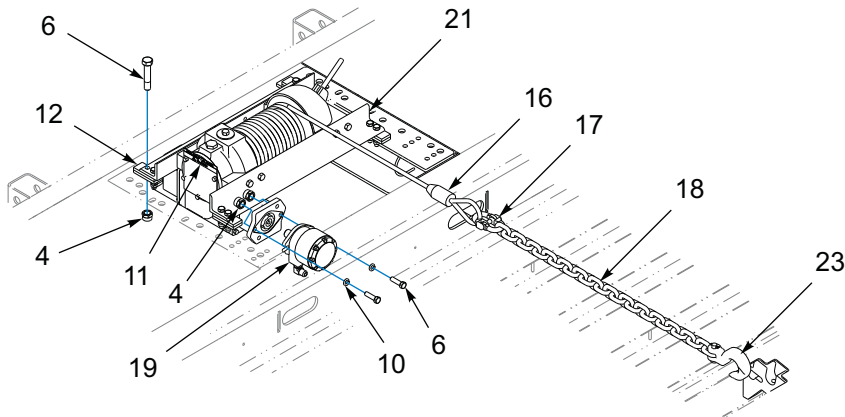
ABS Brake Kit - Rockwell

ITEM	PART NUMBER	DESCRIPTION	QTY.
	114584	ABS BRAKE KIT 4S/2M	
	114586	ABS BRAKE KIT 4S/2M-TRI/SPRD	
1	114588	ECU/VALVE ASSEMBLY	1
2	101848	SENSOR EXTENSION CABLE - 6 FT (114584)	4
2	103861	SENSOR EXTENSION CABLE - 10 FT (114586)	4
3	147464	POWER/DIAGNOSTIC CABLE 4.0M/3.0M	1
4	101849	SPRING CLIP, ABS SENSOR	2

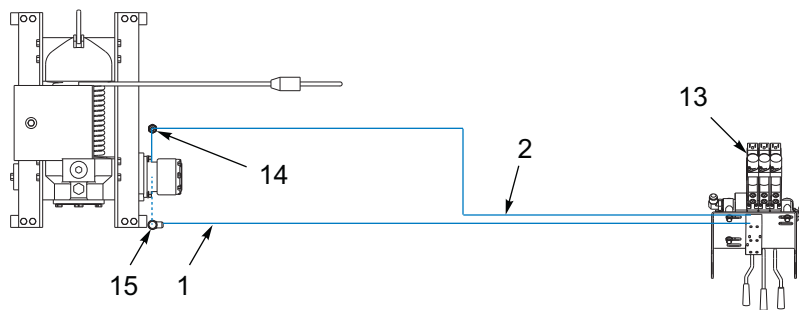
Winches



SPRING TENSIONER ASSEMBLY



WINCH ASSEMBLY



HYDRAULIC SYSTEM

Figure 1-38: Winch Installation - 12K Spring Tension (BRADEN)

Winch Installation - 12K Spring Tension (BRADEN)

ITEM	PART NUMBER	DESCRIPTION	QTY.
	3-873-010144-01	WINCH, 12K SPRING TENSION	
1	1-397-010301170	HOSE ASSEMBLY 1/2 X 170	1
2	1-397-010302172	HOSE ASSEMBLY 1/2 X 172	1
3	1-512-010005-05	NUT, HEX LOCK 3/8-16	3
4	1-512-010005-09	NUT, HEX LOCK 1/2-13 GRB	11
5	1-654-010051-06	SCREW, HEX HEAD CAP 3/8-16 X 1-1/4 GR5	3
6	1-654-010055-04	SCREW, HEX, 1/2-13 UNC X 1-3/4 GR5	10
7	1-654-010055-16	SCREW, HEX HEAD CAP 1/2-13 X 5-1/2 GR5	1
8	1-861-010032-10	WASHER, FLAT 3/8N	6
9	1-861-010032-15	WASHER, FLAT, ZP/CD, 1/2W	2
10	1-861-010034-13	WASHER, SPLIT LOCK 1/2	2
11	100600	DECAL, WARNING, BRADEN WINCH	1
12	116378	SPACER, WINCH	8
13	148241	VALVE ASSEMBLY, 3-SPOOL 400	REF
14	202702-10-8S	ADAPTER, #10 O-RING - #8 TUBE	1
15	2062-10-8S	ADAPTER, 90, #10 O-RING - #8 TUBE	1
16	3-155-010017-4	CABLE ASSEMBLY, 1/2 X 85' LENGTH	REF
17	3-174-010038	CHAIN LINK, CONNECTING, 1/2	1
18	3-174-010039036	CHAIN, 1/2 X 36" GRD7	1
19	3-481-010006	MOTOR HYD. - 12K (SEE PAGE 1-85)	1
20	3-720-010010	SPRING COMPRESSION	1
21	3-873-010122	WINCH ASSEMBLY, 12,000LB.	1
22	3-873-010124	WINCH TENSIONER, 20K BRADEN SPRING	1
23	7HCGHT500	HOOK, CLEVIS, GRAB 1/2	1

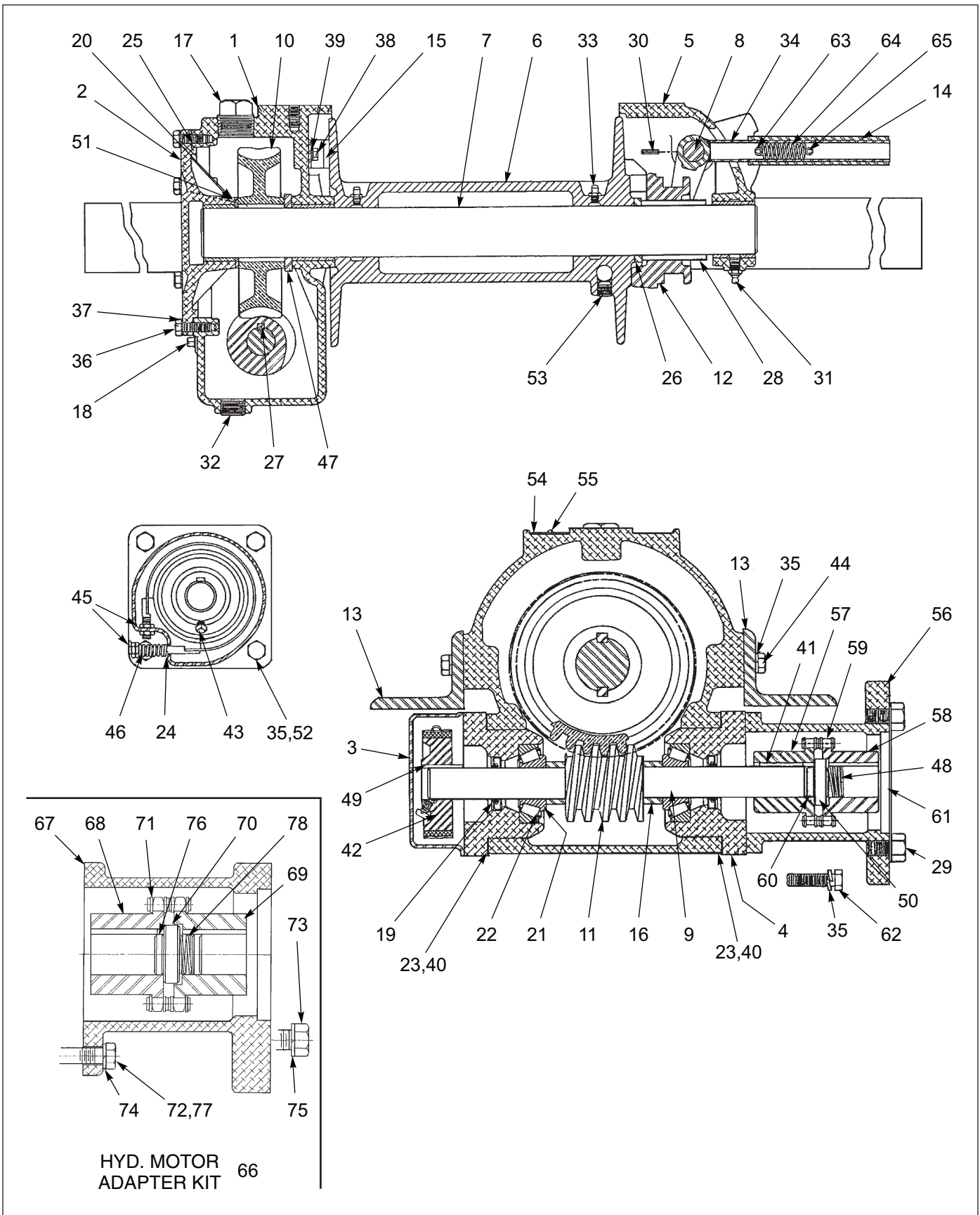


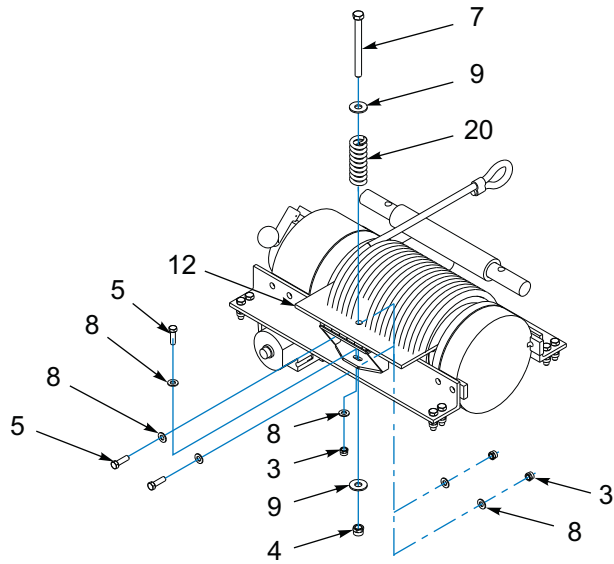
Figure 1-39: Winch Items - 12,000 Lb. (BRADEN)

Winch Items - 12,000Lb. (BRADEN)

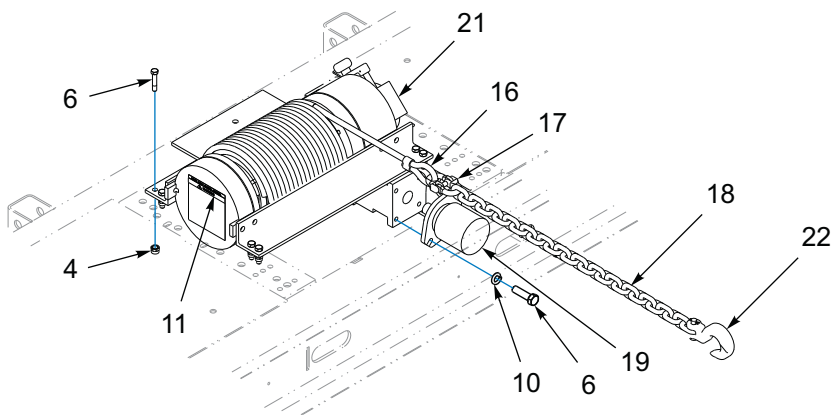
ITEM	PART NUMBER	DESCRIPTION	QTY.
	3-873-010122	WINCH ASSEMBLY 12K - BRADEN	
1	81006	WORM HOUSING ASSEMBLY	1
1	18078	BUSHING	1
2	81009	COVER ASSEMBLY WORM HOUSING	1
2	11368	BUSHING	1
3	18032	HOUSING SAFETY BRAKE	1
4	23303	CONTAINER BEARING	2
5	81530	LEG ASSEMBLY BEARING	1
6	11128	DRUM CABLE	1
7	11129	DRUM SHAFT CABLE	1
8	11130	SHIFTER SHAFT	1
9	23470	SHAFT WORM	1
10	11144	GEAR WORM LEFT HAND	1
11	11142	WORM LEFT HAND	1
12	18039	SLIDING CLUTCH	1
13	22752	ANGLE BASE	2
14	12817	SHIFTER HANDLE	1
15	81025	BRAKE DRAG	1
16	11308	SPACER WORM	2
17	----	PLUG PIPE	1
18	18009	PLUG PIPE	1
19	18026	SEAL GREASE	2
20	11117	KEY WORM GEAR	2
21	18015	CONE BEARING	2
22	18016	CUP BEARING	2
23	18027	GASKET	3
24	21925	BAND BRAKE	1
25	11133	WORM HOUSING COVER GASKET	3
26	18019	RETAINER RING	1
27	18030	KEY WORM	1
28	18020	KEY CLUTCH	2
29	----	CAPSCREW	2
30	11837	ROLLPIN	2
31	18047	FITTING GREASE	1
32	19045	PLUG PIPE	1
33	----	FITTING GREASE	2
34	13839	SHIFTER FORK	1
35	----	WASHER LOCK	16
36	----	CAPSCREW	6
37	----	WASHER LOCK	6
38	13005	CAPSCREW	2
39	----	WASHER LOCK	2
40	18024	BEARING CONTAINER GASKET	3
41	18044	KEY	1
42	18028	DRUM BRAKE	1
43	12075	SETSCREW	1
44	----	CAPSCREW	12
45	13468	JAM NUT	4

Winch Items - 12,000Lb. (BRADEN)

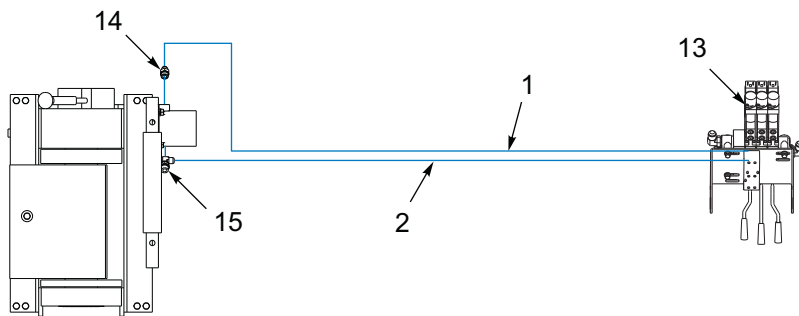
ITEM	PART NUMBER	DESCRIPTION	QTY.
46	18029	BRAKE BAND SPRING	1
47	11240	RETAINER RING	1
48	-----	SPRING	1
49	10078	KEY	1
50	23078	SPACER	1
51	13680	THRUST RING	1
52	-----	CAPSCREW	4
53	-----	SETSCREW	1
54	-----	WARNING PLATE	1
55	-----	DRIVE SCREW	2
56	23079	MOTOR ADAPTER	1
57	23081	COUPLING HALF - WORM SHAFT	1
58	23083	COUPLING HALF - MOTOR SHAFT	1
59	13424	ROLLER CHAIN	1
60	23085	SPACER	1
61	-----	SHIPPING COVER	1
62	-----	CAPSCREW	4
63	13028	ROLLPIN	1
64	18002	SPRING	1
65	18056	ROLLPIN	1
66	61333	HYD. MOTOR ADAPTER KIT, 12,000# WINCH (ITEMS 67- 78)	1
67	23079	ADAPTER, MOTOR	1
68	23081	COUPLING HALF, WINCH	1
69	23083	COUPLING HALF, MOTOR	1
70	23078	SPACER, CONSTANT	1
71	13424	CHAIN ROLLER	1
72	-----	CAPSCREW	4
73	-----	CAPSCREW	4
74	-----	LOCKWASHER	4
75	-----	LOCKWASHER	4
76	-----	SPACER	1
77	-----	CAPSCREW	4
78	110452	SPRING SPACER	1



SPRING TENSIONER ASSEMBLY



WINCH ASSEMBLY



HYDRAULIC SYSTEM

Figure 1-40: Winch Installation - 20K Spring Tension (BRADEN)

Winch Installation - 20K Spring Tension (BRADEN)

ITEM	PART NUMBER	DESCRIPTION	QTY.
	3-873-010140-01	WINCH, 20K SPRING TENSION	
1	1-397-010301170	HOSE ASSEMBLY 1/2 X 170	1
2	1-397-010302172	HOSE ASSEMBLY 1/2 X 172	1
3	1-512-010005-05	NUT, HEX LOCK 3/8-16	3
4	1-512-010005-09	NUT, HEX LOCK 1/2-13 GRB	9
5	1-654-010051-06	SCREW, HEX HEAD CAP 3/8-16 X 1-1/4 GR5	3
6	1-654-010055-04	SCREW, HEX, 1/2-13 UNC X 1-3/4 GR5	10
7	1-654-010055-16	SCREW, HEX HEAD CAP 1/2-13 X 5-1/2 GR5	1
8	1-861-010032-10	WASHER, FLAT 3/8N	6
9	1-861-010032-15	WASHER, FLAT, ZP/CD, 1/2W	2
10	1-861-010034-13	WASHER, SPLIT LOCK 1/2	2
11	100600	DECAL, WARNING, BRADEN WINCH	1
12	102186	WINCH TENSIONER, 20K BRADEN SPRING	1
13	148241	VALVE ASSEMBLY, 3-SPOOL 400	REF
14	202702-10-8S	ADAPTER, #10 O-RING - #8 TUBE	1
15	2062-10-8S	ADAPTER, 90, #10 O-RING - #8 TUBE	1
16	3-155-010018-6	CABLE, 5/8, WITH LOOP, 85 FEET	REF
17	3-174-010038	CHAIN LINK, CONNECTING, 1/2	1
18	3-174-010039036	CHAIN, 1/2 X 36" GRD7	1
19	3-481-010007	MOTOR HYD. 12.9 CU. IN/REV, SAE B (SEE PAGE 1-84)	1
20	3-720-010010	SPRING COMPRESSION	1
21	3-873-010123	WINCH ASSEMBLY, 20,000LB. (SEE PAGE 1-80)	1
22	7HCGHT500	HOOK, CLEVIS, GRAB 1/2	1

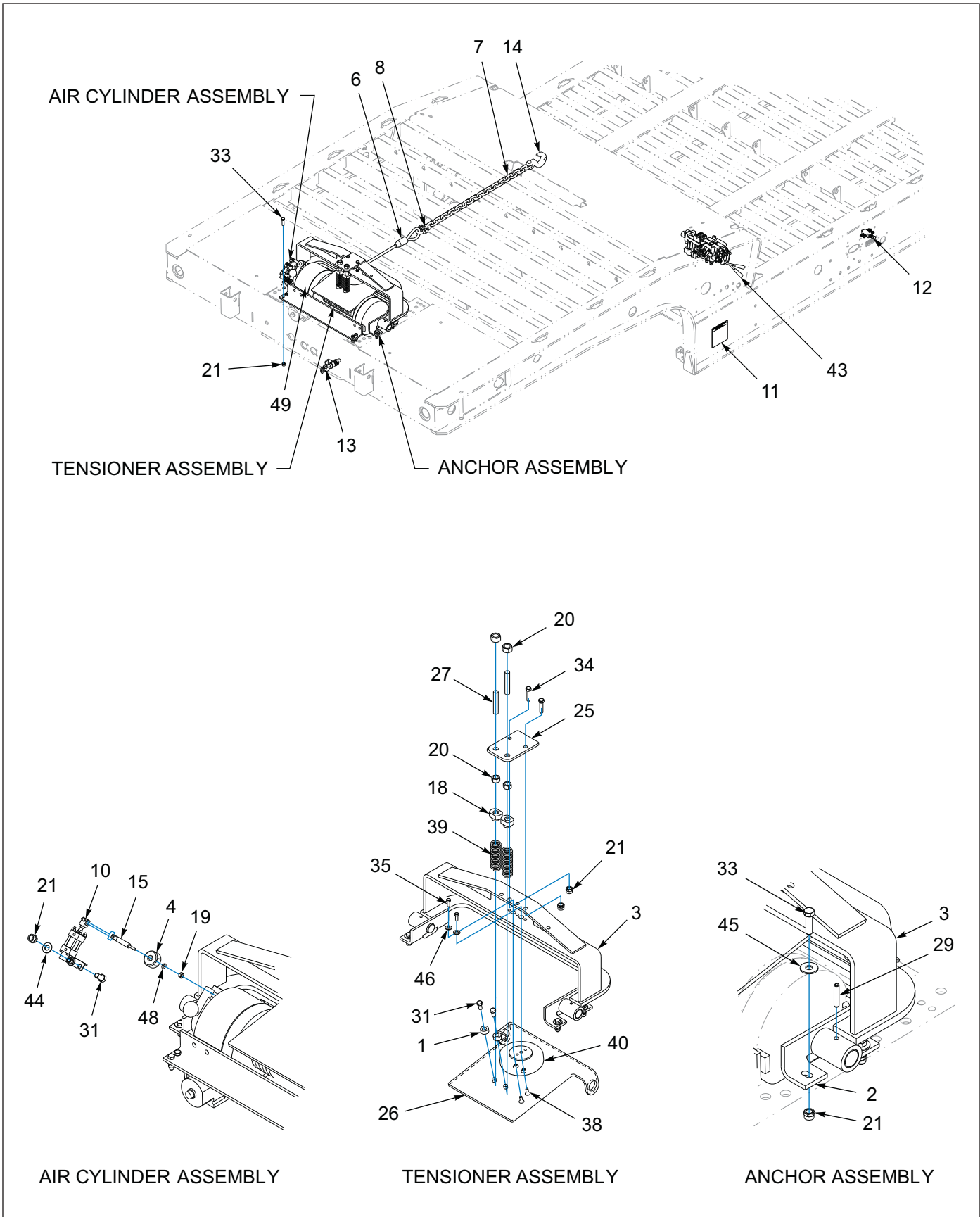


Figure 1-41: Winch Installation - 20K Air Tension/Release (BRADEN) (1 of 3)

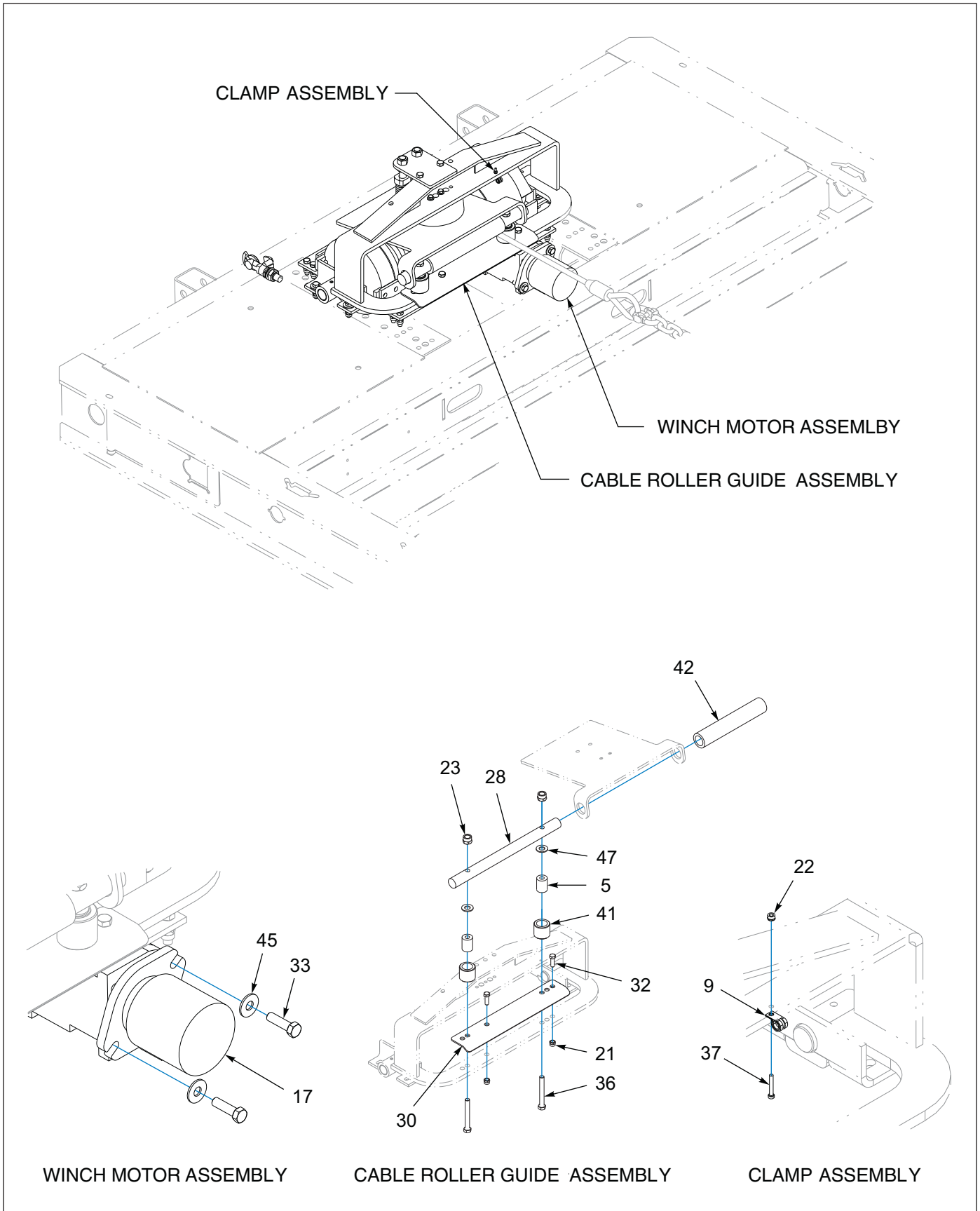


Figure 1-42: Winch Installation - 20K Air Tension/Release (BRADEN) (2 of 3)

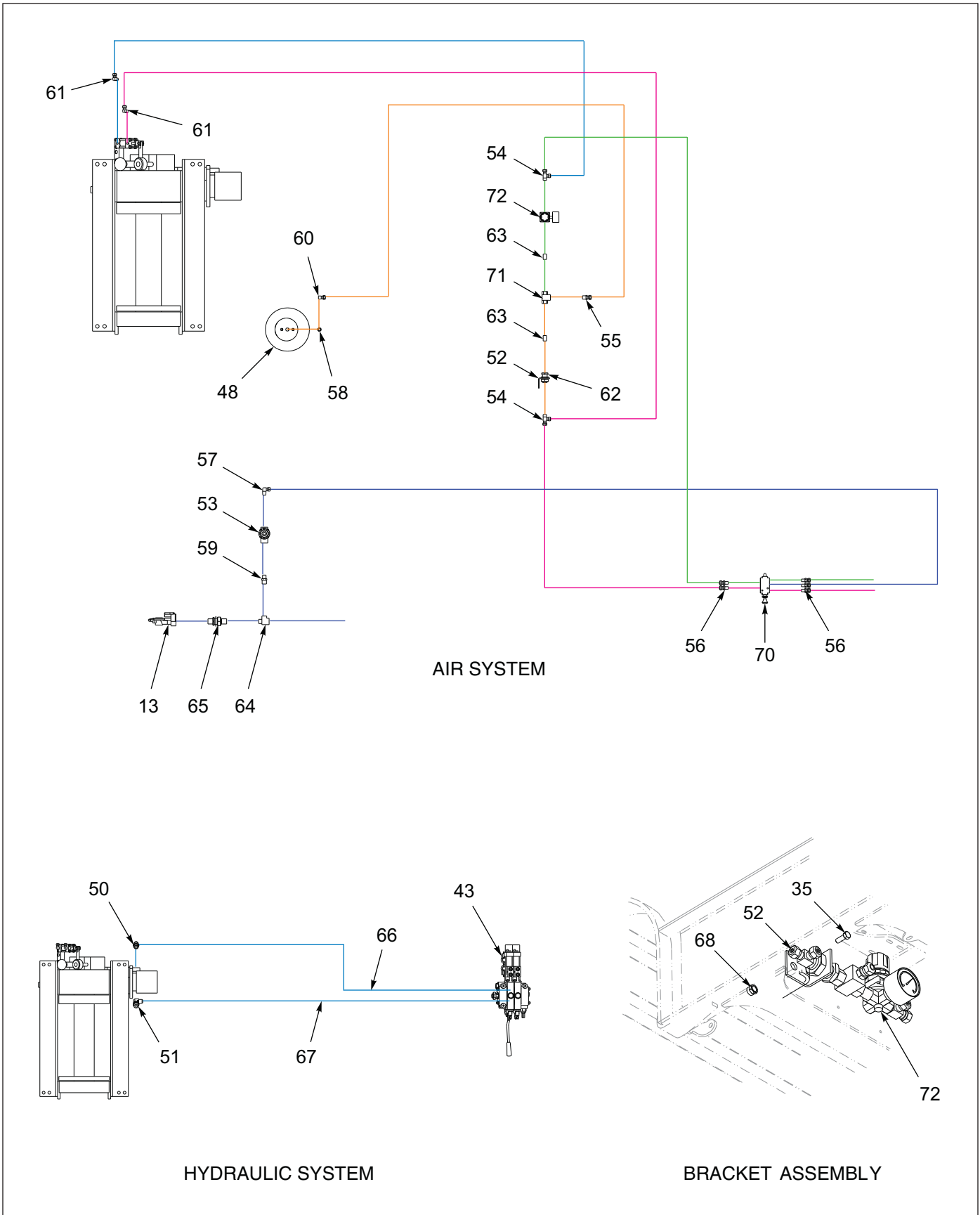


Figure 1-43: Winch Installation - 20K Air Tension/Release (BRADEN) (3 of 3)

Winch Installation - 20K Air Tension/Release (BRADEN)

ITEM	PART NUMBER	DESCRIPTION	QTY.
	162415	WINCH INSTALLATION, 20K GUIDE AIR TENSION/RELEASE - STD	
1	3-014-010255	ANCHOR BUSHING F/W SPRING TENSION	2
2	119621	ANCHOR CABLE GUIDE WINCH (NOT SHOWN)	2
3	3-125-010465	BRACKET WELDMENT WINCH TENSIONER	1
4	3-150-010186	BUSHING WINCH REMOTE LEVER	1
5	3-150-010196	BUSHING, ROD ROLLER	2
6	3-155-010018-6	CABLE 85' W/ LOOP	REF
7	3-174-010039036	CHAIN 1/2 X 36 GR7	1
8	3-174-010038	CHAIN LINK CONNECTING 1/2	1
9	125892	SUPPORT CLAMP	1
10	107368	WINCH AIR SHIFT CYL (SEE PAGE 1-83)	1
11	100600	DECAL, WARNING WINCH (SEE PAGE 1-4)	1
12	135184	DECAL, WINCH FREE SPOOL (NOT SHOWN)	1
13	108801	GLAD HAND, RED AIR	REF
14	7HCGHT500	HOOK, CLEVIS GRAB 1/2	1
15	107369	LEVER WINCH FREE SPOOL	1
16	#242 LOCKTITE	LOCKTITE, #242, BLUE REMOVABLE (NOT SHOWN)	.10
17	3-481-010007	MOTOR HYD. (SEE PAGE 1-84)	1
18	3-522-010017	NUT F/W SPRING TENSION	2
19	1-512-010007-05	NUT, HEX 1/4-20 GRB	1
20	1-512-010007-12	NUT, HEX 3/4-10 GRB	4
21	1-512-010005-09	NUT, HEX LOCK 1/2-13 GRB	18
22	1-512-010004-03	NUT, HEX LOCK #10-24	1
23	1-512-010005-13	NUT, HEX LOCK 5/8-11 GRB	2
24	119622	PIN, PIVOT WINCH ROLLER (NOT SHOWN)	2
25	3-565-011688	PLATE F/W SPRING TENSION	1
26	102187	PLATE, WINCH TENSIONER	1
27	RTR7999X4ZP	ROD THREADED	2
28	102188	ROD, PIVOTING GUIDE	1
29	1-647-010004255	PIN, SPRING SLOTTED 2 X 3/8 (NOT SHOWN)	2
30	143246	RUB BAR, CABLE GUIDE WINCH	1
31	1-654-010055-01	SCREW, HEX HEAD CAP 1/2-13 X 1 GR5	4
32	1-654-010055-03	SCREW, HEX HEAD CAP 1/2-13 X 1-1/2 GR5	2
33	1-654-010055-04	SCREW, HEX HEAD CAP 1/2-13 X 1-3/4 GR5	14
34	1-654-010055-05	SCREW, HEX HEAD CAP 1/2-13 X 2 GR5	2
35	1-654-010036-05	SCREW, HEX HEAD CAP 3/8-16 X 1 GR5	3
36	1-654-010059-15	SCREW, HEX HEAD CAP 5/8-11 X 5 GR5	2
37	1-654-010024055	SCREW, MACH. #10-24 X 1-1/4	1
38	1-654-010141-04	SCREW, HEX SOC. HEAD CTSK 3/8-16 X 1 GR8	2
39	3-720-010035	SPRING	2
40	3-720-010042	SPRING, AIR BAG, 6-1/2	1
41	3-831-010172	TUBE, ROLLER SIDE	2
42	3-831-010182	TUBE, ROLLER TOP - 600 (20K)	1
43	140802	VALVE ASSEMBLY	REF
44	1-861-010032-14	WASHER, FLAT 1/2N	2
45	1-861-010032-15	WASHER, FLAT 1/2W	6
46	1-861-010032-10	WASHER, FLAT 3/8N	2
47	1-861-010032-18	WASHER, FLAT 5/8N	2

Winch Installation - 20K Air Tension/Release (BRADEN)

ITEM	PART NUMBER	DESCRIPTION	QTY.
48	1-861-010034-09	WASHER, SPLIT LOCK 1/4	1
49	3-873-010123	WINCH ASSEMBLY 20K (SEE PAGE 1-80)	1
50	202702-10-8S	ADAPTER	1
51	2062-10-8S	ADAPTER 90	1
52	3-120-010445	BRACKET, PRESSURE REGULATOR	1
53	905-54-107	BRAKE PROTECTION VALVE	1
54	1-297-010011-02	FITTING, AIR M/RUN TEE	2
55	1-297-010007-05	FITTING, AIR 1/4	1
56	1-297-010007-04	FITTING, AIR, 1/4 TUBE X X 1/8 NPT	5
57	1-297-010008-07	FITTING, AIR 90	1
58	1-297-010031-02	FITTING, BRASS PIPE	1
59	1-297-010019-05	FITTING, BRS PIPE HEX 3/8 X 1/4	1
60	1-297-010032-03	FITTING, AIR 90	1
61	1-297-010008-05	FITTING, AIR 90	2
62	1-297-010022-02	FITTING, AIR ANCHOR	1
63	1-297-010020-02	FITTING, BRASS PIPE	2
64	1-297-010018-03	FITTING, 1/4 TEE	1
65	55B61	FRAME UNION	REF
66	1-397-010301170	HOSE ASSEMBLY 1/2 X 170	1
67	1-397-010302172	HOSE ASSEMBLY 1/2 X 172	1
68	1-512-010005-05	NUT, HEX LOCK 3/8-16	1
69	1-833-010001	NYLON TUBING 1/4 OD	21
70	139552	VALVE AIR, 5WAY/2POS, 1/8 NPT	1
71	3-843-010039-02	VALVE AIR SHUTTLE 1/4	1
72	3-626-010004	REGULATOR, AIR PRESSURE	1

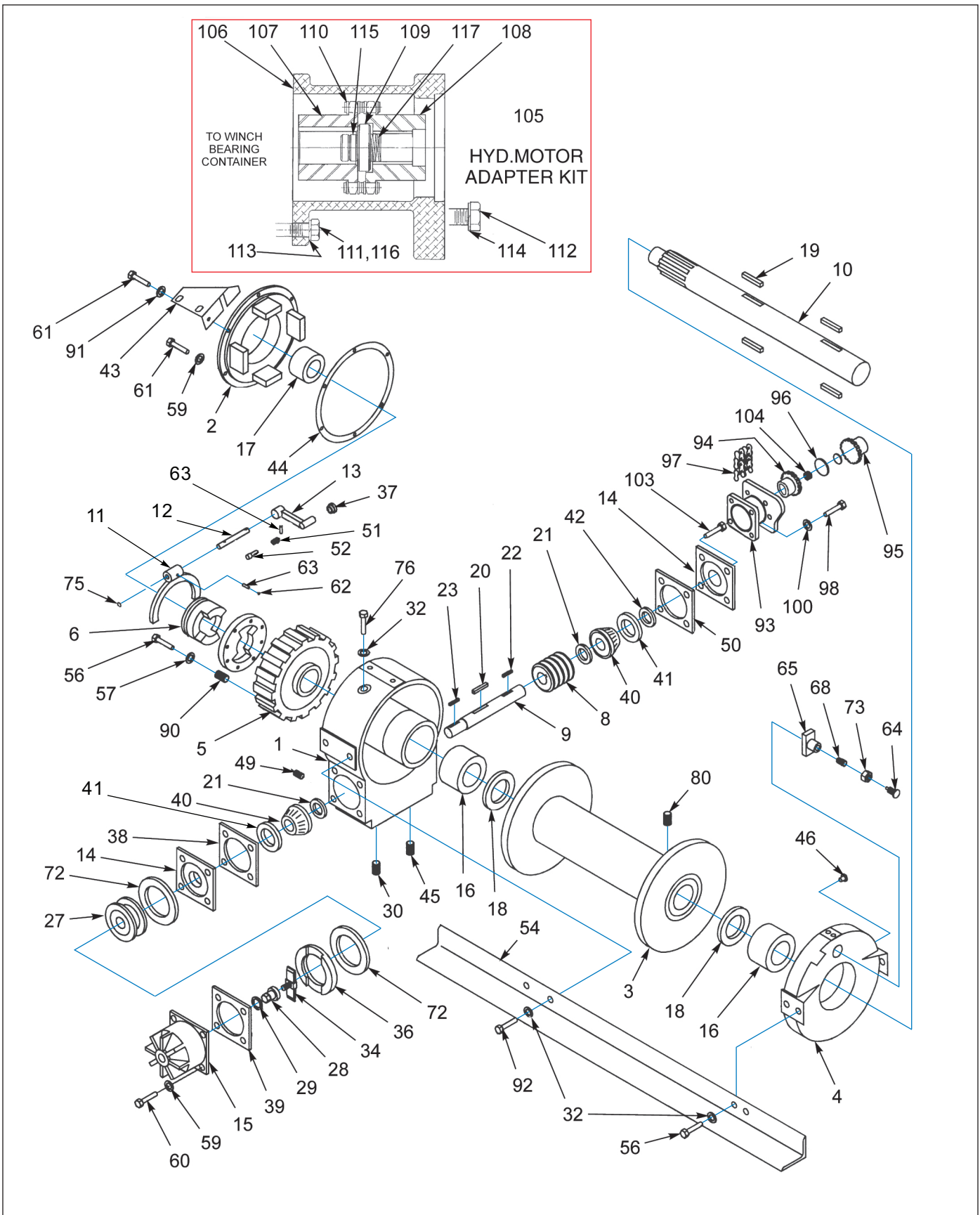


Figure 1-44: Winch Items - 20,000Lb. (BRADEN)

Winch Items - 20,000Lb. (BRADEN)

ITEM	PART NUMBER	DESCRIPTION	QTY.
	3-873-010123	WINCH 20,000# W/BOLT-ON ANGLES	
1	81078	WORM HOUSING ASSEMBLY	1
2	106956	COVER ASSEMBLY WORM HOUSING	1
3	-----	DRUM CABLE	1
4	81077	LEG ASSEMBLY BEARING	1
5	11434	WORM, GEAR RIGHT	1
6	11421	CLUTCH, SLIDING	1
7	11419	DRIVE, CLUTCH	1
8	154166	WORM RIGHT	1
9	-----	SHAFT, WORM	1
10	139479	SHAFT, CABLE DRUM	1
11	11440	FORK SHIFTER	1
12	11441	SHAFT SHIFTER	1
13	26976	HANDLE SHIFTER	1
14	124549	CONTAINER BEARING	2
15	-----	COVER WORM BRAKE	1
16	18035	BUSHING	2
17	11425	BUSHING	1
18	11420	RING, RETAINING	2
19	163472	DRUM, KEY CABLE	4
20	11402	KEY, WORM	1
21	11407	SPACER, WORM	2
22	23367	KEY, SPROCKET	1
23	10078	KEY, ROTOR	1
27	81080	ROTOR ASSEMBLY, BRAKE	1
28	11599	ADJUSTING NUT, WORM BRAKE	1
29	12465	O-RING	1
30	-----	PLUG, FILLER	1
32	-----	WASHER, LOCK	10
34	81081	SPRING ASSEMBLY, SAFETY BRAKE	1
36	11431	PLATE, PRESSURE	1
37	18022	KNOB, SHIFTER	1
38	11429	GASKET	4
39	11446	GASKET	2
40	18033	BEARING CONE	2
41	18034	BEARING CUP	2
42	12073	SEAL GREASE	1
43	12783	BRACKET SHIFTER	1
44	11411	COVER GASKET HOUSING	1
45	19045	PLUG DRAIN	1
46	18047	FITTING GREASE	1
48	-----	PLUG VENT	1
49	-----	PLUG LEVEL	1
50	11430	GASKET	4
51	11310	SPRING SHIFTER KNOB	1
52	11309	STEM SHIFTER KNOB	1
54	-----	ANGLE FRONT BASE	1
55	-----	ANGLE REAR BASE (NOT SHOWN)	1

Winch Items - 20,000Lb. (BRADEN)

ITEM	PART NUMBER	DESCRIPTION	QTY.
56	----	CAPSCREW	16
57	----	WASHER, LOCK	8
58	----	CAPSCREW	4
59	----	WASHER, LOCK	3
60	----	CAPSCREW	4
61	----	CAPSCREW	6
62	12146	PLUG, EXPANSION	A/R
63	13028	ROLLPIN	A/R
64	11398	SCREW, ADJUSTING	1
65	88005	SHOE ASSEMBLY DRAG BRAKE	1
68	18002	SHOE ASSEMBLY DRAG BRAKE	1
72	11426	DISC, FRICTION	2
73	11791	NUT, JAM	1
75	12767	PLUG, EXPANSION	A/R
76	----	CAPSCREW	2
77	----	SAE PLATE-AMU7-16F (NOT SHOWN)	1
78	----	PLATE, WARNING (NOT SHOWN)	1
79	----	SCREW, DRIVE (NOT SHOWN)	4
80	139478	SCREW, SET	1
90	----	INSERT THREAD	8
91	----	LOCKWASHER	1
92	----	CAPSCREW (NOT SHOWN)	5
93	23144	ADAPTER - MOTOR	1
94	23081	COUPLING HALF-WINCH	1
95	----	COUPLING HALF-MOTOR	1
96	23078	SPACER - CONSTANT	1
97	13424	ROLLER, CHAIN	1
98	----	CAPSCREW	4
99	----	CAPSCREW (NOT SHOWN)	4
100	----	LOCKWASHER	4
101	----	LOCKWASHER (NOT SHOWN)	4
102	----	SPACER - VARIABLE	2
103	----	CAPSCREW	4
104	----	SPRING - SPACER	1
105	61344	HYD MOTOR ADY. KIT, 20,000# WINCH (ITEMS 106-117)	1
106	23144	ADAPTER, MOTOR	1
107	23081	COUPLING HALF, WINCH	1
108	110448	COUPLING HALF, MOTOR	1
109	23078	SPACER, CONSTANT	1
110	13424	CHAIN ROLLER	1
111	----	CAPSCREW	4
112	----	CAPSCREW	4
113	----	LOCKWASHER	4
114	----	LOCKWASHER	4
115	110451	SPACER	1
116	----	CAPSCREW	4
117	110452	SPRING SPACER	1

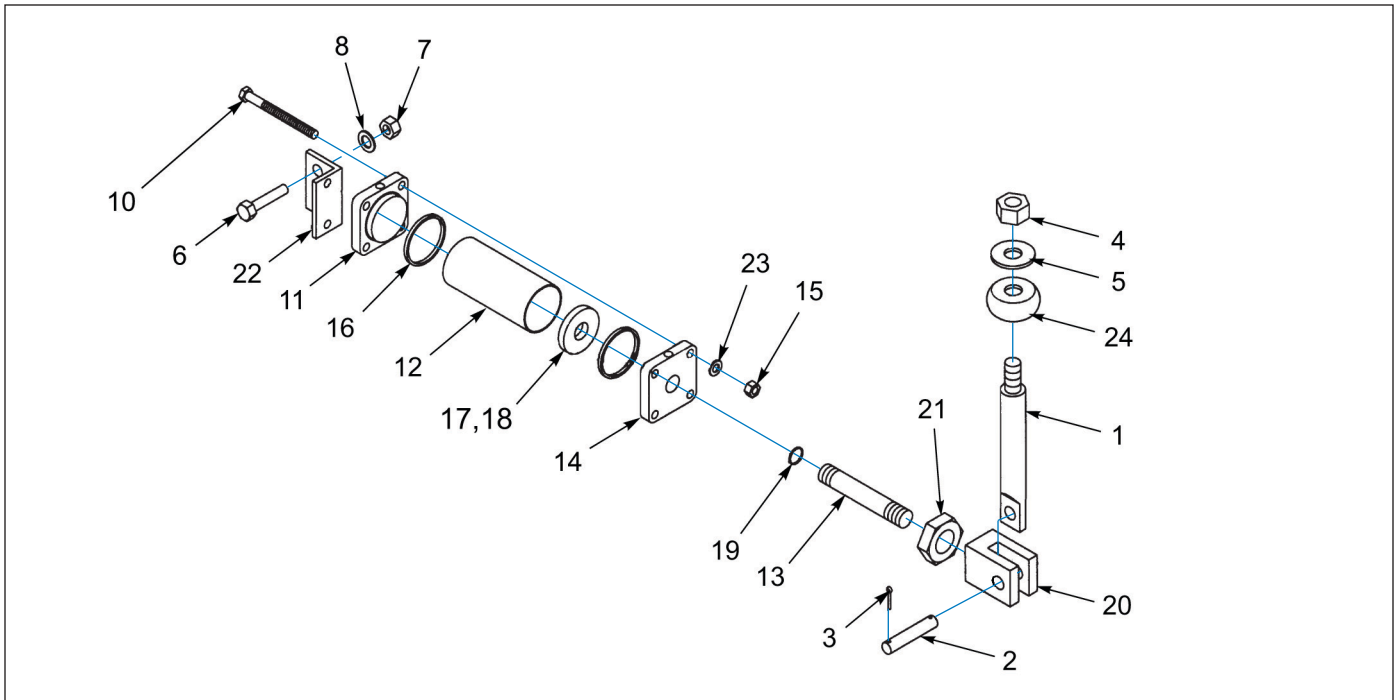


Figure 1-45: Winch - Air Shift Cylinder

Winch - Air Shift Cylinder

ITEM	PART NUMBER	DESCRIPTION	QTY.
	107368	CYLINDER, AIR W/ BRACKET (ITEMS 2, 3 & 6-23)	
1	107369	LEVER WINCH FREE SPOOL	1
2	-----	PIN	1
3	-----	COTTER PIN	1
4	1-512-010007-05	NUT, HEX 1/4-20 GRB	1
5	1-861-010034-09	WASHER, SPLIT LOCK 1/4	1
6	1-654-010055-01	SCREW, HEX HEAD CAP 1/2-13 X 1 GR5	2
7	1-512-010005-09	NUT, HEX LOCK 1/2-13 GRB	2
8	1-861-010032-14	WASHER, FLAT 1/2	2
9	C2001	CYLINDER (ITEMS 10-23)	1
10	-----	CAPSCREW49	4
11	-----	REAR COVER PLATE	1
12	-----	TUBE	1
13	-----	PISTON ROD	1
14	-----	FRONT COVER PLATE	1
15	-----	NUT	4
16	-----	BACK-UP-RING	2
17	-----	O-RING	1
18	-----	PISTON	1
19	-----	O-RING	1
20	1974	CLEVIS	1
21	-----	NUT	1
22	2389	BRACKET	1
23	-----	LOCKWASHER	4
24	3-150-010186	BUSHING WINCH REMOTE LEVER	1
	-----	O-RING KIT FOR CYLINDER	

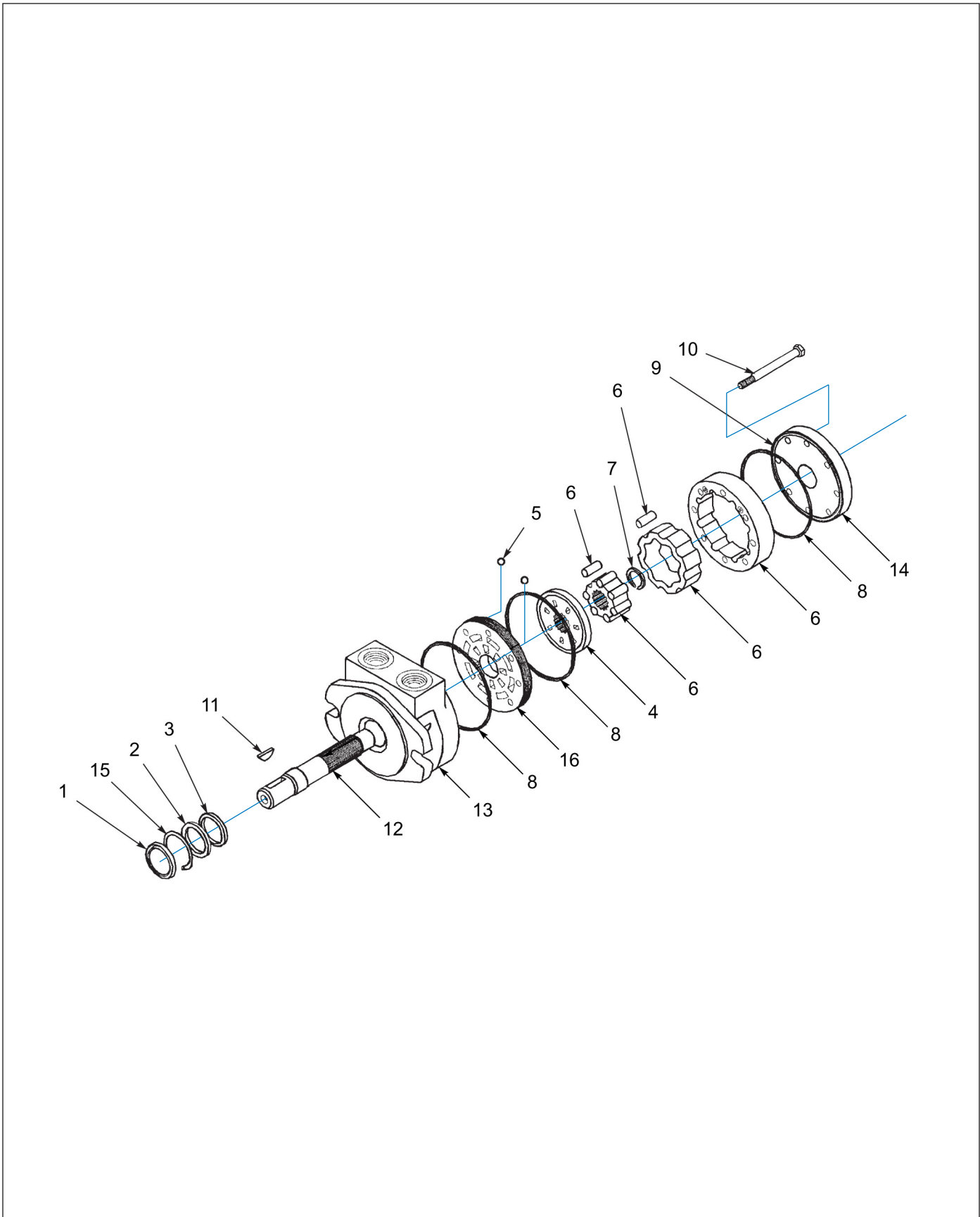


Figure 1-46: Winch - Motor Assembly

Winch - Motor Assembly

ITEM	PART NUMBER	DESCRIPTION	QTY.
	3-481-010006	MOTOR, HYDRAULIC - 12K WINCH	
	3-481-010006FI	FIELD INSTALLATION KIT - 12K WINCH	
	3-481-010007	MOTOR, HYDRAULIC - 20K WINCH	
	3-481-010007FI	FIELD INSTALLATION KIT - 20K WINCH	
1	----	SEAL DUST	1
2	----	BACK-UP RING	1
3	----	SEAL LIP	1
4	----	ROTARY VALVE	1
5	----	CHECK VALVE BALL	2
6	----	IGR ASSEMBLY - 20K WINCH	1
6	----	IGR ASSEMBLY - 12K WINCH	1
7	----	SNAP RING	1
8	1046	SQUARE RING SEAL	3
9	----	PLUG VENT W/O-RING	1
10	----	BOLTS HEX - 20K WINCH	8
10	----	BOLTS HEX - 12K WINCH	8
11	----	KEY WOODRUFF	1
12	----	SHAFTFOR - 20K WINCH	1
12	----	SHAFTFOR - 12K WINCH	1
13	----	BODY/BEARING ASSEMBLY - 20K WINCH	1
13	----	BODY/BEARING ASSEMBLY - 12K WINCH	1
14	----	COVER/BEARING ASSEMBLY	1
15	----	SNAP RING SHAFT	1
16	----	COMMUTATOR PLATE	1
17	2263	SEAL KIT BODY (NOT SHOWN)	1
17	----	SEAL KIT BODY VITON (NOT SHOWN)	1

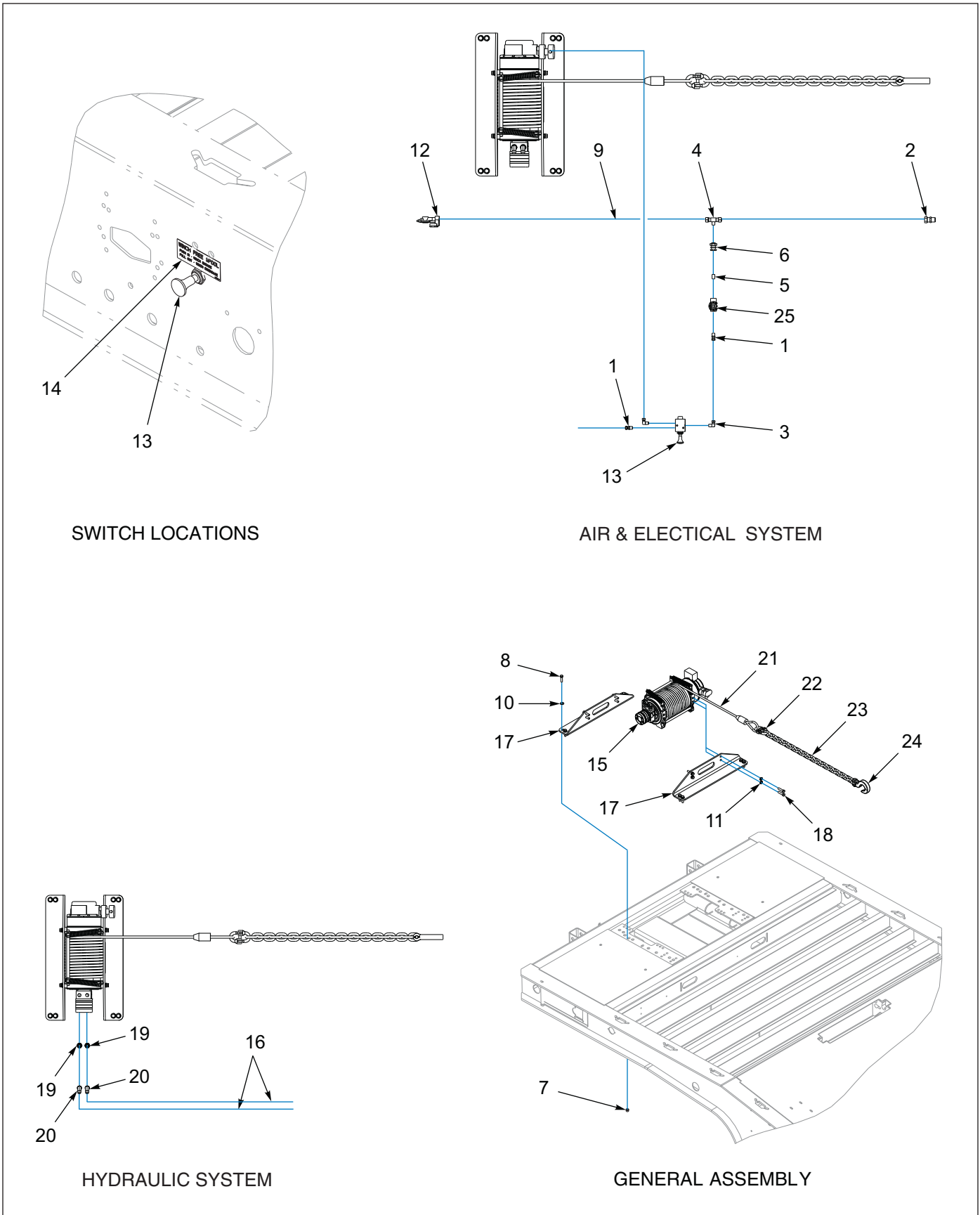


Figure 1-47: Winch Installation - 12K (WARN)

Winch Installation - 12K (WARN)

ITEM	PART NUMBER	DESCRIPTION	QTY.
	196817	WINCH INSTL 12K WARN 900	
1	1-297-010007-05	FITTING, AIR, 1/4TUBEX1/4NPT	2
2	1-297-010007-15	FITTING AIR 1/2 TUBE X 3/8NPT	1
3	1-297-010008-07	FITTING AIR 90 1/4TUBEX1/4NPT	2
4	1-297-010015-09	FITTING,AIR,BR TEE 1/2T-1/4P	1
5	1-297-010020-02	FITTING,BRS PIPE,CL NIP 1/4	1
6	1-297-010022-02	FITTING,AIR ANCHR CPLG,1/4NPT	1
7	1-512-010005-09	NUT,HEX,SLFLKG, 1/2-13 GRB	8
8	1-654-010055-04	SCREW,HEX CAP,1/2-13UNCX1-3/4	8
9	1-833-010003	TUBING NYLON 1/2 OD	20
10	1-861-010032-14	WASHER, FLAT 1/2" N ZP/CD	8
11	1-861-010034-13	WASHER, LKG HLCL SPR, 1/2	8
12	108801	GLAD HAND-RED-AIR	1
13	134657	VALVE AIR 3WAY/2POS 1/4NPT	1
14	135184	DECAL, WINCH FREE SPOOL	1
15	166421	WINCH 12M WARN W/LW&RMTC	1
16	174188	HOSE ASSY 1/2X182 SAE37 STR90	2
17	196818	BRACKET FRONT 12K WARN	2
18	198996	SCREW M12-1.75X50 HCS8.8ZP FUL	8
19	202702-10-8S	ADAPTER, #10 O-RING #8 TUBE	2
20	2071-8-8S	ADAPTER90 #8 FLR SWIVEL #8JIC	2
21	3-155-010017-4	CABLE, 1/2 X 85' LENGTH	1
22	3-174-010038	CHAIN LINK CONNECTING 1/2	1
23	3-174-010039036	CHAIN 1/2X36" GRD 7 21LINKS	1
24	7HCGHT500	HOOK CLEVIS GRAB 1/2 GR70	1
25	905-54-107	BRAKE PROTECTION VALVE	1

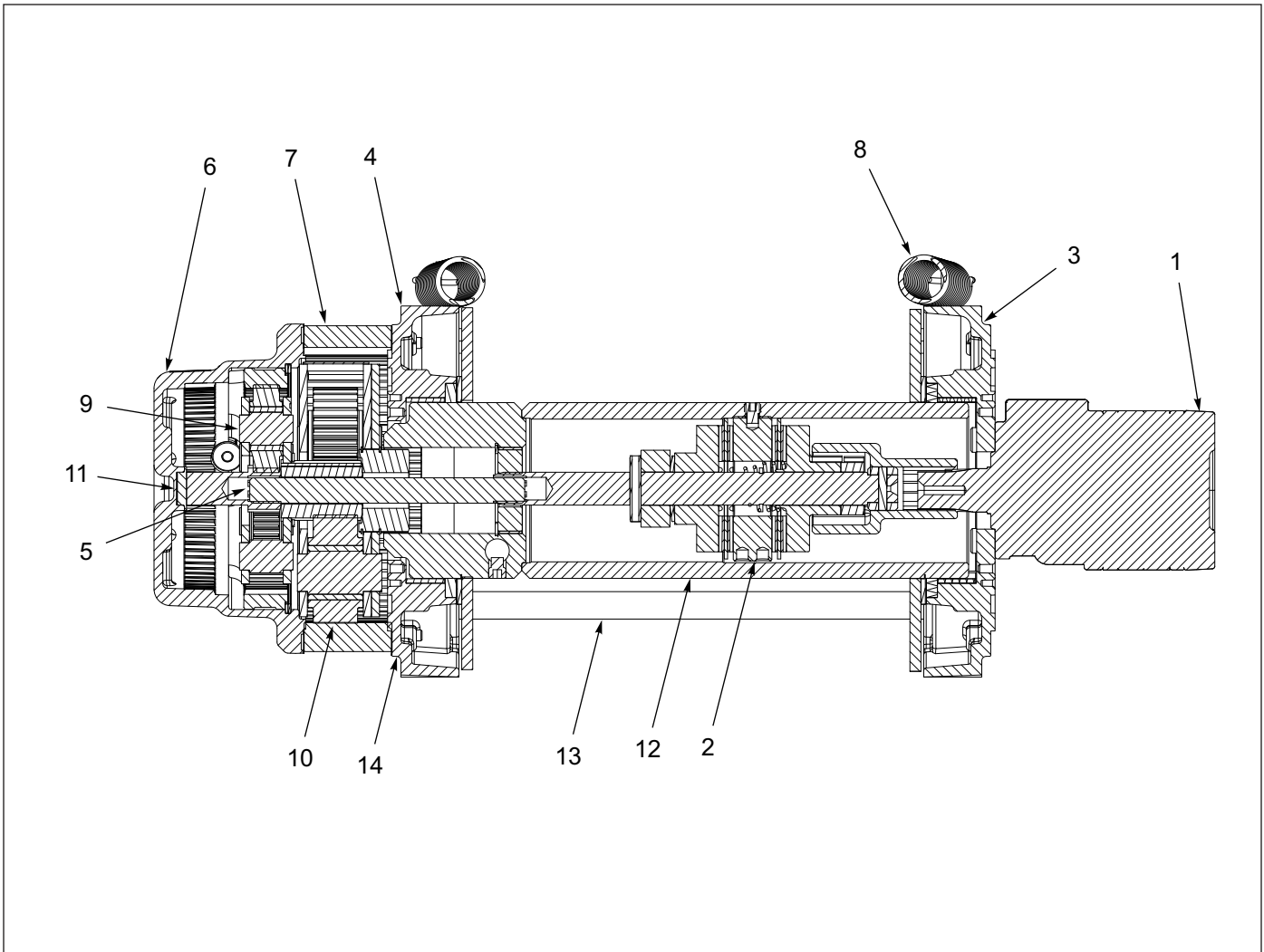


Figure 1-48: Winch Items - 12K (WARN)

Winch Items - 12K (WARN)

ITEM	PART NUMBER	DESCRIPTION	QTY.
	166421	WINCH, 12M WARN W/LW & RMTC	
1	194305	MOTOR HYD 5.0CL	1
2	194306	BRAKE ASSEMBLY	1
3	194307	DRUM SUPPORT, MOTOR	1
4	194308	DRUM SUPPORT, GEAR END	1
5	194309	DRIVE SHAFT, HEX	1
6	194310	END HSG ASSY AIR	1
7	194117	GEAR RING	1
8	194118	SPRING EXTENSION, TENSIONER	2
9	194119	CARRIER, STAGE 2 M12000	1
10	194120	CARRIER, STAGE 3 4340	1
11	194121	GEAR, 15T	1
12	194122	DRUM ASSEMBLY	1
13	194123	TIE ROD	3
14	194124	GASKET, RING GEAR	2

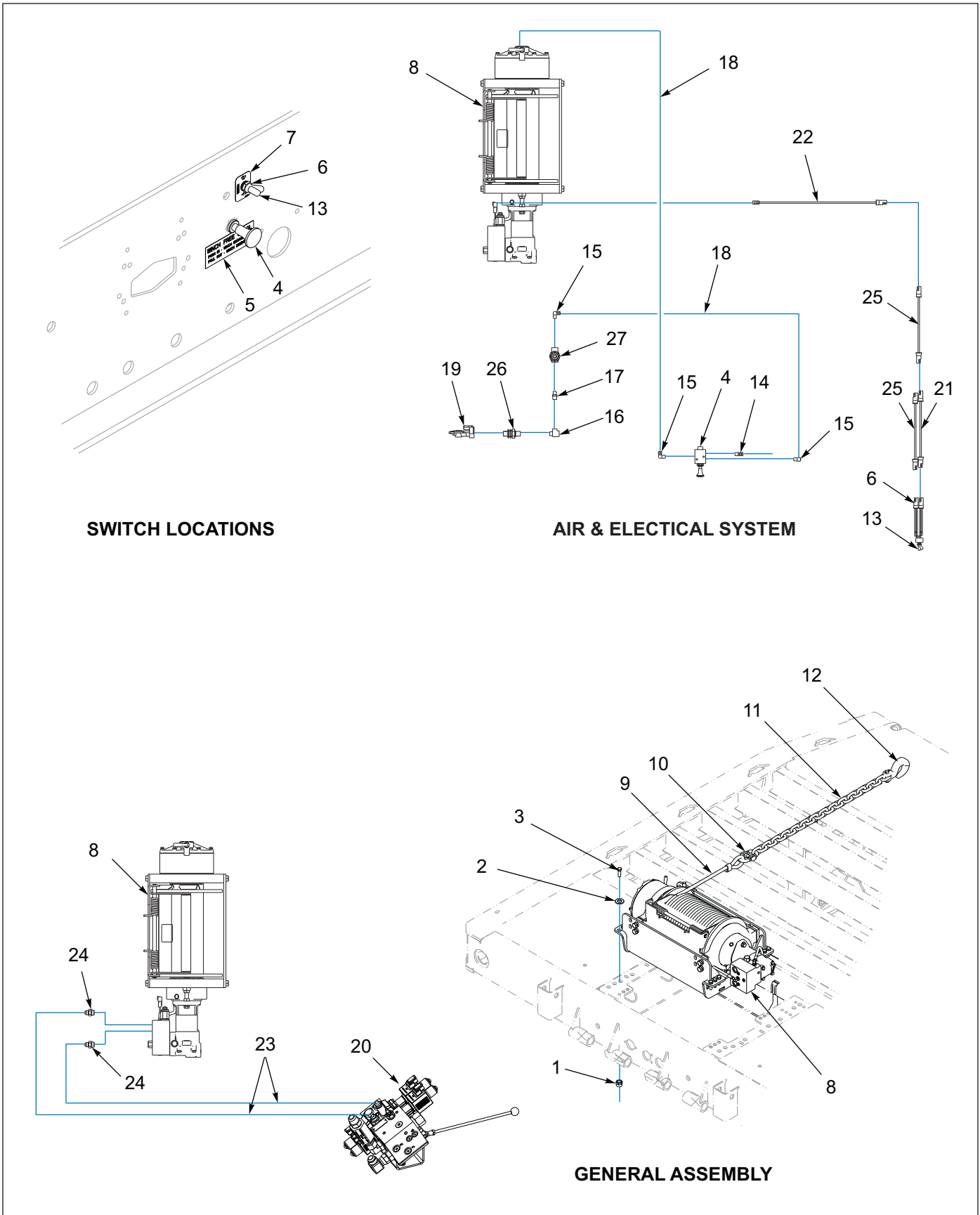


Figure 1-49: Winch Installation - 20K 2 Speed (WARN)

Winch Installation - 20K 2 Speed (WARN)

ITEM	PART NUMBER	DESCRIPTION	QTY.
	178383	WINCH INSTL 20KWARN 2SP 900STD	
1	1-512-010002-09	NUT,HEX SLFLKG,1/2-13,GR C,ZP	12
2	1-861-010032-14	WASHER, FLAT 1/2" N ZP/CD	12
3	108439	SCREW HX CP 1/2-13UNCX1-1/2G8	12
4	134657	VALVE AIR 3WAY/2POS 1/4NPT	1
5	135184	DECAL, WINCH FREE SPOOL	
6	150117	SWITCH ASSY LIGHT GROTE	REF
7	174043	DECAL, WINCH, HI/LO	1
8	174553	WINCH ASSY WARN 20K 2 SPEED	1
9	3-155-010018-6	CABLE 5/8 W/LOOP 85FT	REF
10	3-174-010038	CHAIN LINK CONNECTING 1/2	1
11	3-174-010039036	CHAIN 1/2X36" GRD 7 21LINKS	1
12	7HCGHT500	HOOK CLEVIS GRAB 1/2 GR70	1
13	81264	RUBBER BOOT FOR ELECT SWITCH	REF
14	1-297-010007-05	FITTING, AIR, 1/4TUBEX1/4NPT	1
15	1-297-010008-07	FITTING AIR 90 1/4TUBEX1/4NPT	3
16	1-297-010018-03	FITTING,3/8 BRASS PIPE,ST TEE	REF
17	1-297-010019-05	FITTING,BRS PIPE,HX 3/8X1/4	1
18	1-833-010001	TUBING NYLON 1/4 OD	34
19	108801	GLAD HAND-RED-AIR	REF
20	139525	VALVE ASSY 3-SPOOL 400	REF
21	150111	HARNESS 300 IN MALE.FEMALE	1
22	164053	HARNESS,102"BRANCH,WORK LIGHT	1
23	174188	HOSE ASSY 1/2X182 SAE37 STR90	2
24	202702-10-8S	ADAPTER, #10 O-RING #8 TUBE	2
25	3-368-010252	HARNESS ASSY BKHD LIGHT EXT	2
26	55B61	FRAME UNION	REF
27	905-54-107	BRAKE PROTECTION VALVE	1

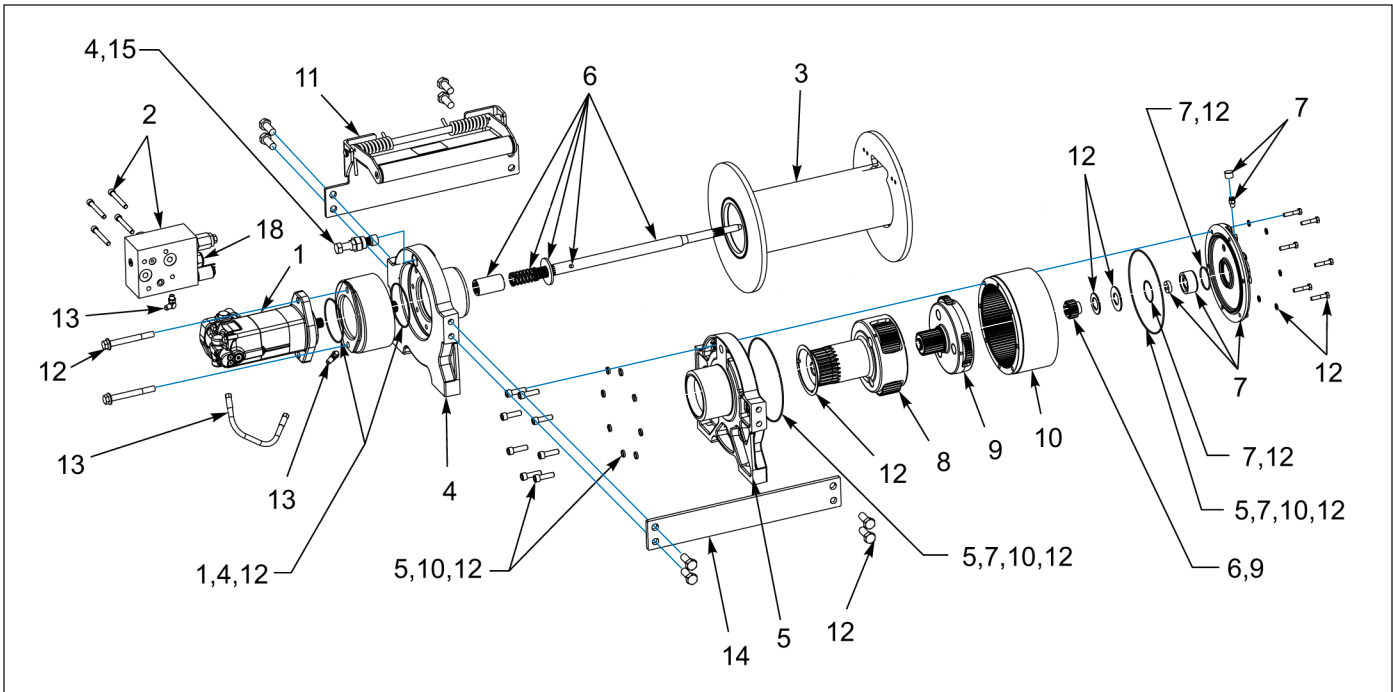


Figure 1-50: Winch Items - 20K 2 Speed (WARN)

Winch Items - 20K 2 Speed (WARN)

ITEM	PART NUMBER	DESCRIPTION	QTY.
	167521	WINCH, 20K WARN 2 SPEED	
1	178718	SERVICE KIT, MOTOR HYD 11.9 CI-SPD	1
2	178715	SERVICE KIT, MANIFOLD HYDRAULIC	1
3	162208	SERVICE KIT, DRUM ASSEMBLY 20K LONG	1
4	178999	SERVICE KIT, DRUM RETARDER DRUM SUPPORT	1
5	162210	SERVICE KIT, DRUM SUPPORT GEAR END	1
6	162211	SERVICE KIT, DRIVESHAFT LONG	1
7	162941	SERVICE KIT, END HOUSING ASSEMBLY AIR	1
8	162213	SERVICE KIT, CARRIER STAGE 2-6.0-4.75	1
9	162214	SERVICE KIT, STAGE 1-6.0-4.75	1
10	162215	SERVICE KIT, RING GEAR	1
11	162216	SERVICE KIT, TENSIONER LONG	1
12	179000	SERVICE KIT, HARDWARE SEAL	1
13	162218	SERVICE KIT, HOSE HYDRAULIC	1
14	162219	SERVICE KIT, TIE PLATE LONG	1
15	179001	SERVICE KIT, DRUM RETARDER	1
16	162220	SERVICE KIT, WIRE ROPE ASSEMBLY 9/16 X 245'	1
17	162207	SERVICE KIT, BRAKE ASSEMBLY	1
18	199104	SOLENOID FOR 2SP WARN, 20K-30K	1
19	201642	SOLENOID COIL	1
20	201643	OVERCENTER VALVE	1
21	201644	O-RING	2
22	201645	O-RING	2
23	201650	SET SCREW	2

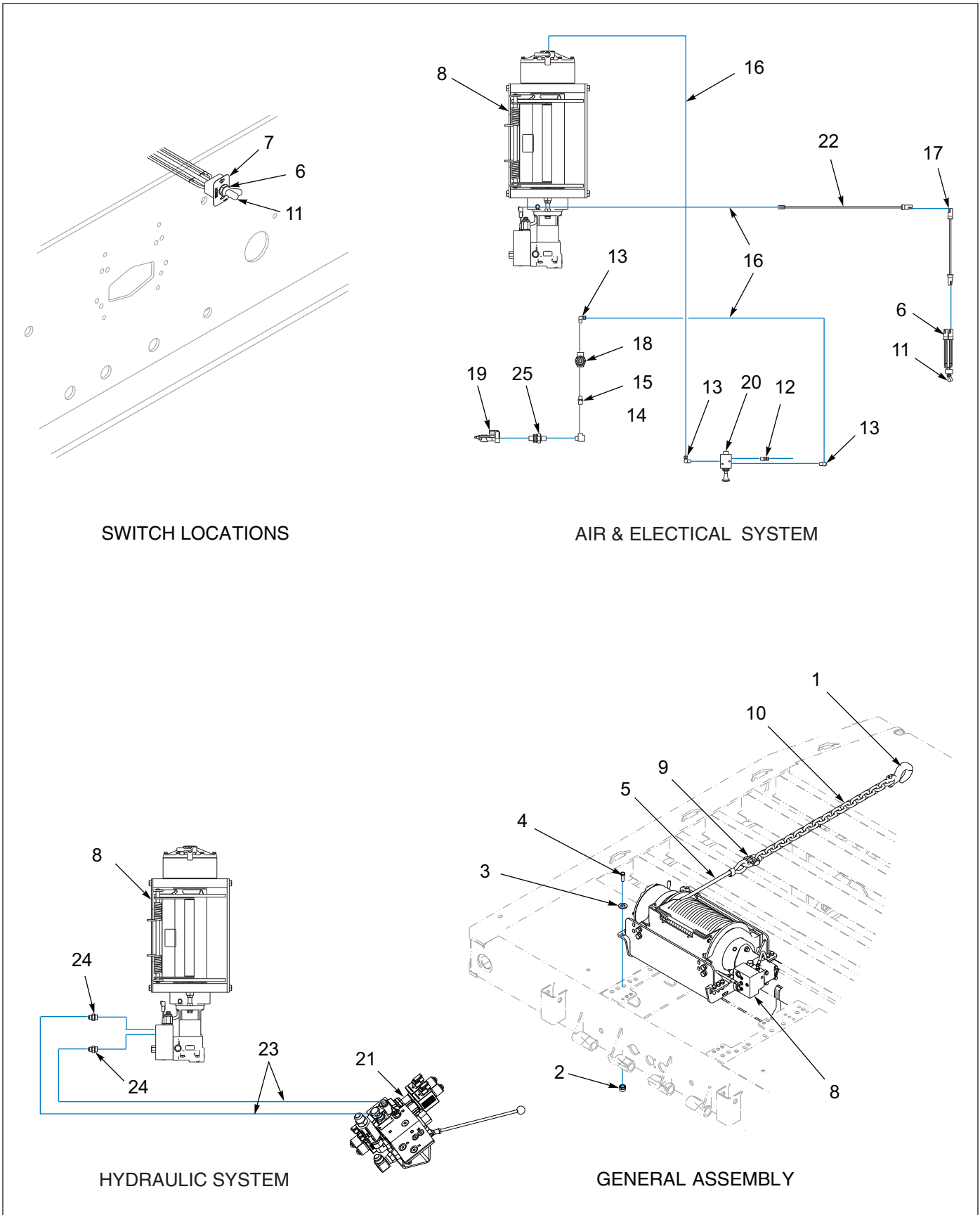


Figure 1-51: Winch Installation - 30K 2 Speed (WARN)

Winch Installation - 30K 2 Speed (WARN)

ITEM	PART NUMBER	DESCRIPTION	QTY.
	172878	WINCH INSTL 30K WARN 2 SPD AIR	
1	1-382-010035-06	HOOK,CLEVIS GRAB 5/8 GRD80	1
2	1-512-010002-09	NUT,HEX SLFLKG,1/2-13,GR C,ZP	12
3	1-861-010032-14	WASHER, FLAT 1/2" N ZP/CD	12
4	108439	SCREW HX CP 1/2-13UNCX1-1/2G8	12
5	132833	CABLE ASSY 5/8X85FLEX-X9	REF
6	150117	SWITCH ASSY LIGHT GROTE	REF
7	174043	DECAL, WINCH, HI/LO	1
8	174552	WINCH ASSY WARN 30K 2 SPEED	1
9	3-174-010059	CHAIN LINK CONNECTING 5/8	1
10	3-174-010060036	CHAIN 5/8X36IN GRADE 80	1
11	81264	RUBBER BOOT FOR ELECT SWITCH	REF
12	1-297-010007-05	FITTING, AIR, 1/4TUBEX1/4NPT	1
13	1-297-010008-07	FITTING AIR 90 1/4TUBEX1/4NPT	3
14	1-297-010018-03	FITTING,3/8 BRASS PIPE,ST TEE	REF
15	1-297-010019-05	FITTING,BRS PIPE,HX 3/8X1/4	1
16	1-833-010001	TUBING NYLON 1/4 OD	34
17	3-368-010252	HARNESS ASSY BKHD LIGHT EXT	1
18	905-54-107	BRAKE PROTECTION VALVE	1
19	108801	GLAD HAND-RED-AIR	REF
20	134657	VALVE AIR 3WAY/2POS 1/4NPT	1
21	139525	VALVE ASSY 3-SPOOL 400	REF
22	164053	HARNESS,102"BRANCH,WORK LIGHT	1
23	174188	HOSE ASSY 1/2X182 SAE37 STR90	2
24	202702-10-8S	ADAPTER, #10 O-RING #8 TUBE	2
25	55B61	FRAME UNION	REF

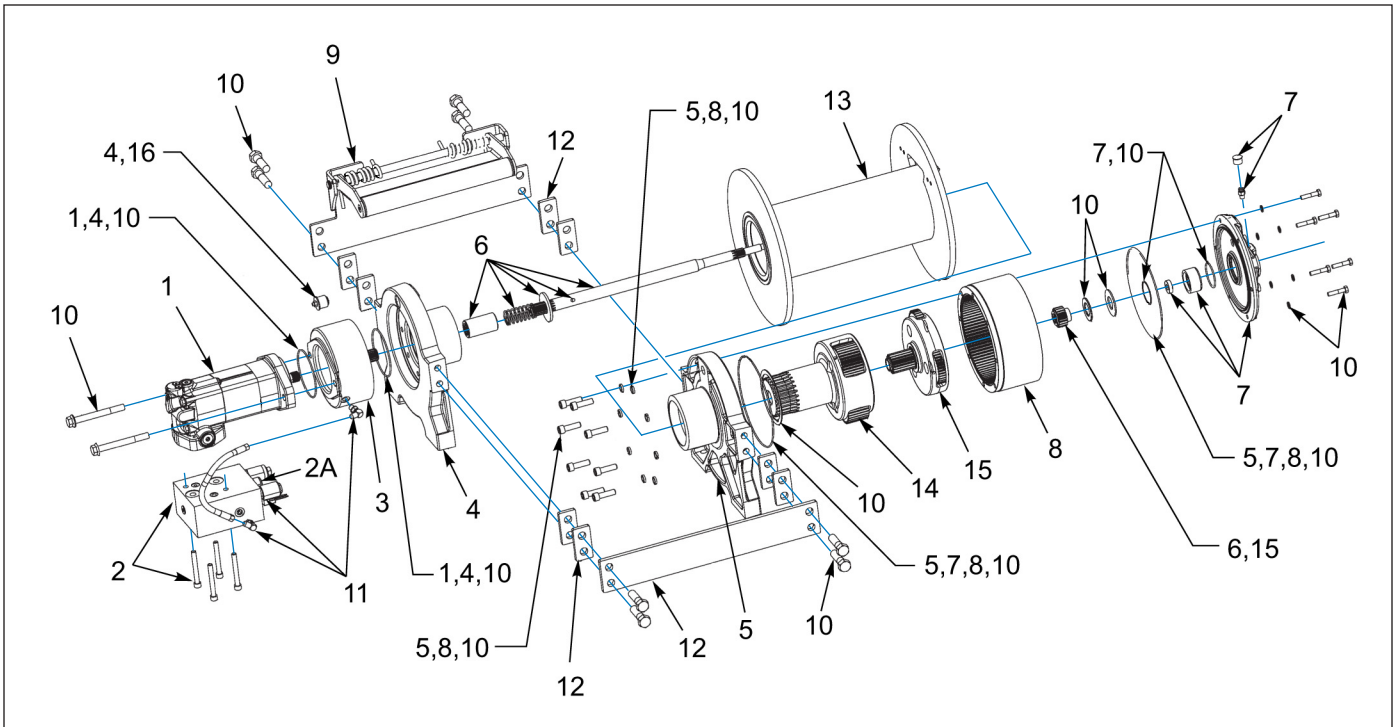


Figure 1-52: Winch Items - 30K 2 Speed (WARN)

Winch Items - 30K 2 Speed (WARN)

ITEM	PART NUMBER	DESCRIPTION	QTY.
	172877	WINCH, 30K WARN AIR KICKOUT	
1	178714	SERVICE KIT - MOTOR HYDRAULIC 14.9CI	1
2	178715	SERVICE KIT - MANIFOLD HYDRAULIC	1
3	162207	SERVICE KIT - BRAKE ASSEMBLY	1
4	178716	SERVICE KIT - DRUM SUPPORT, MOTOR END RETARDER	1
5	162210	SERVICE KIT - DRUM SUPPORT, GEAR END	1
6	162211	SERVICE KIT - DRIVE SHAFT, LONG	1
7	162941	SERVICE KIT - END HSG ASSY AIR	1
8	162215	SERVICE KIT - RING GEAR	1
9	162216	SERVICE KIT - TENSIONER LONG	1
10	162217	SERVICE KIT - HARDWARE SEAL	1
11	162218	SERVICE KIT - HOSE HYDRAULIC	1
12	162219	SERVICE KIT - TIE PLATE LONG	1
13	162942	SERVICE KIT - DRUM ASSEMBLY 30K LONG	1
14	162943	SERVICE KIT - CARRIER, STAGE 2 6.0-6.0	1
15	162944	SERVICE KIT - CARRIER, STAGE 1 6.0-6.0	1
16	178717	SERVICE KIT - EXPANSION PLUG 1" RUBBER	1
17	162945	WIRE ROPE ASSEMBLY 5/8 EIPS X 245 FT (NOT SHOWN)	1
18	199104	SOLENOID FOR 2SP WARN, 20K-30K	1
19	201642	SOLENOID COIL	1
20	201643	OVERCENTER VALVE	1
21	201644	O-RING	2
22	201645	O-RING	2
23	201650	SET SCREW	2

Landing Gear

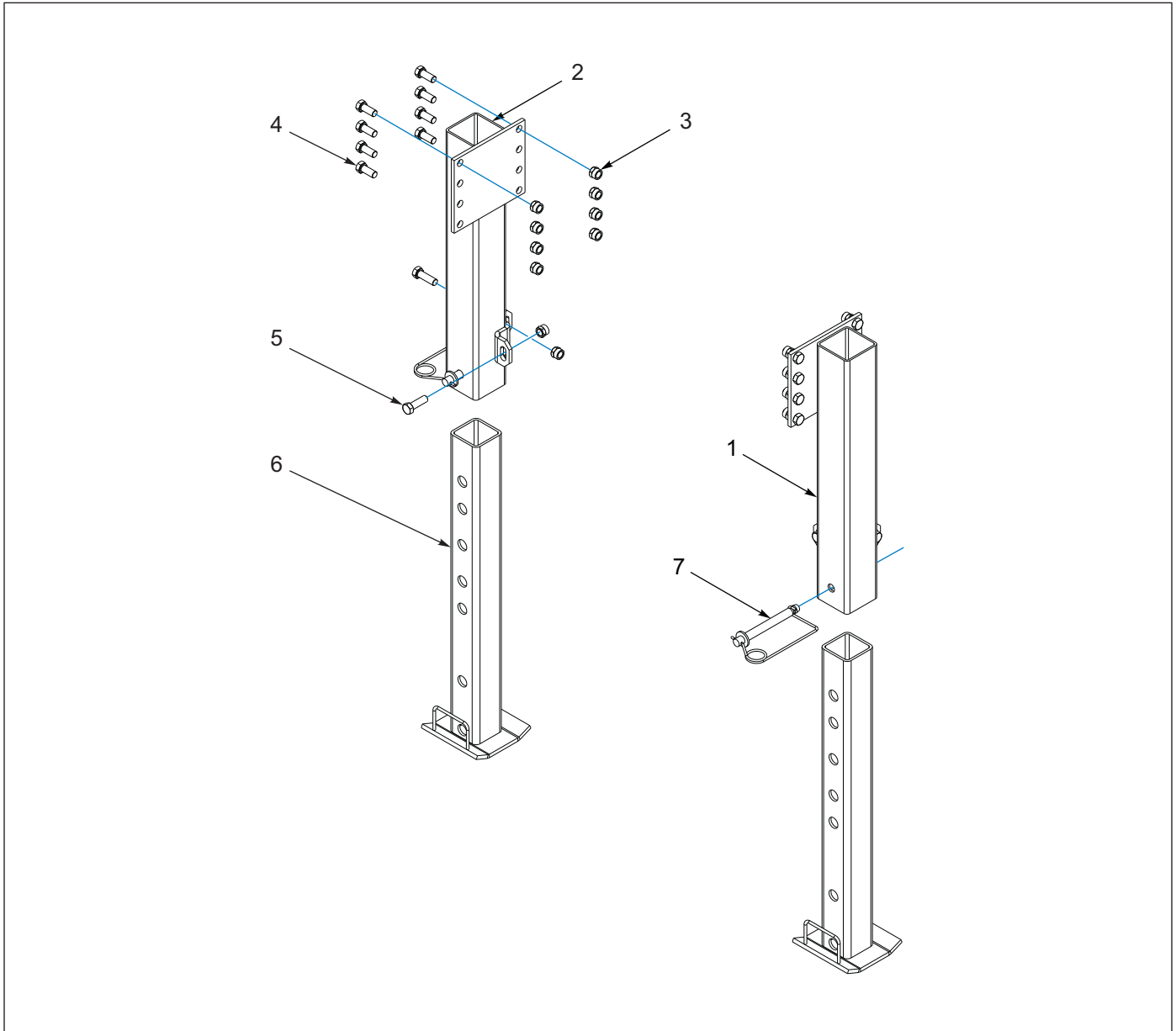


Figure 1-53: Landing Gear Installation - "Bolt On" Park Stand

Landing Gear Installation - "Bolt On" Park Stand

ITEM	PART NUMBER	DESCRIPTION	QTY.
	104243	PARK STAND INSTALLATION, BOLT-ON	
1	112678	PARK STAND WELDMENT, LH FRONT PIN	1
2	112679	PARK STAND WELDMENT, RH FRONT PIN	1
3	1-512-010005-13	NUT, HEX LOCK 5/8-11 GRB	20
4	1-654-010059-03	SCREW, HEX HEAD CAP 5/8-11 X 1-1/2 GR5	16
5	1-654-010059-05	SCREW, HEX HEAD CAP 5/8-11 X 2 GR5	4
6	3-725-010058	STAND, PARK INSIDE WELDMENT	2
7	346SL	LOCK HITCH PIN	2

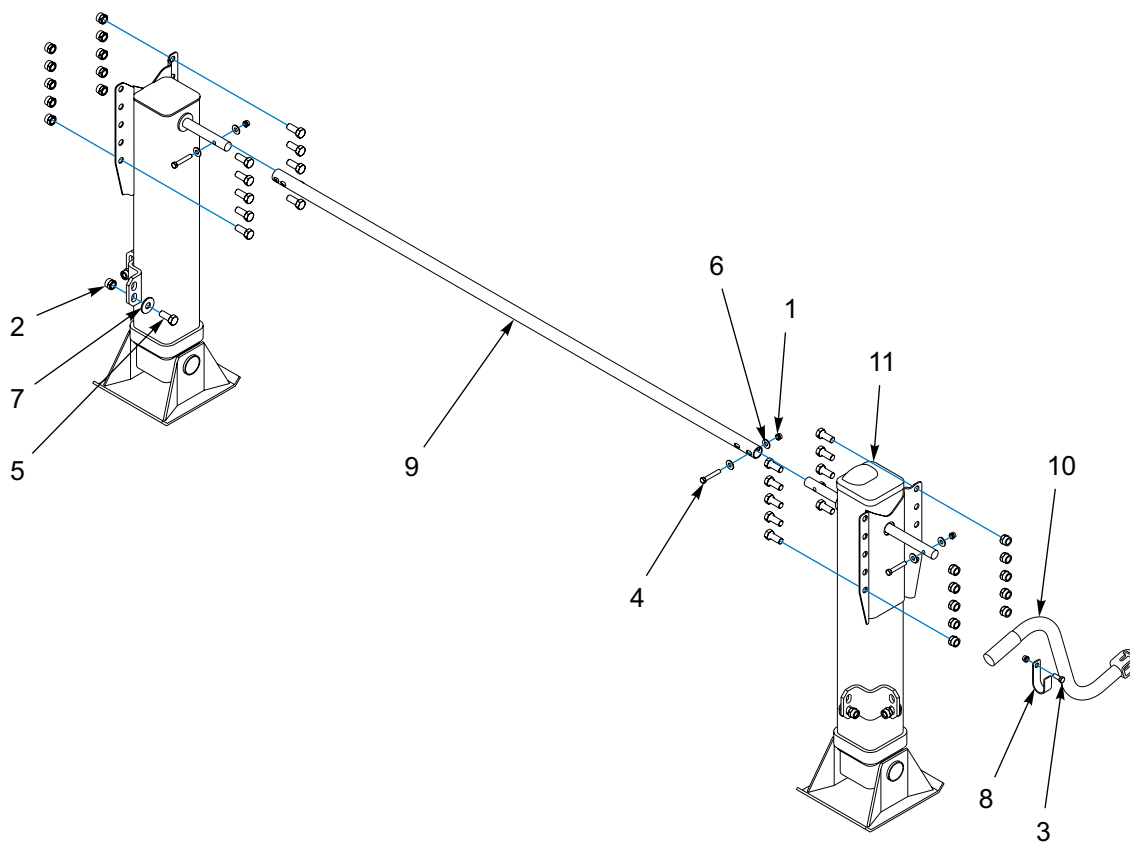


Figure 1-54: Landing Gear Installation - Jost 410

Landing Gear Installation - Jost 410

ITEM	PART NUMBER	DESCRIPTION	QTY.
	117558	LANDING GEAR INSTALLATION	
1	1-512-010005-05	NUT, HEX LOCK 3/8-16 GRB	4
2	1-512-010005-13	NUT, HEX LOCK 5/8-11 GRB	24
3	1-654-010051-05	SCREW, HEX HEAD CAP 3/8-16 X 1 GR5	1
4	1-654-010051-10	SCREW, HEX HEAD CAP 3/8-16 X 2-1/4 GR5	3
5	1-654-010059-03	SCREW, HEX HEAD CAP 5/8-11 X 1-1/2 GR5	24
6	1-861-010032-11	WASHER, FLAT 3/8W	6
7	1-861-010032-19	WASHER, FLAT 5/8W	4
8	117559	CLIP, LANDING GEAR HANDLE	1
9	117561	CROSS-SHAFT LANDING GEAR	1
10	119949	HANDLE, CRANK 2 SPEED LANDING GEAR	1
11	139256	LANDING GEAR WELDMENT 2 SPEED (SEE PAGE 1-101)	1

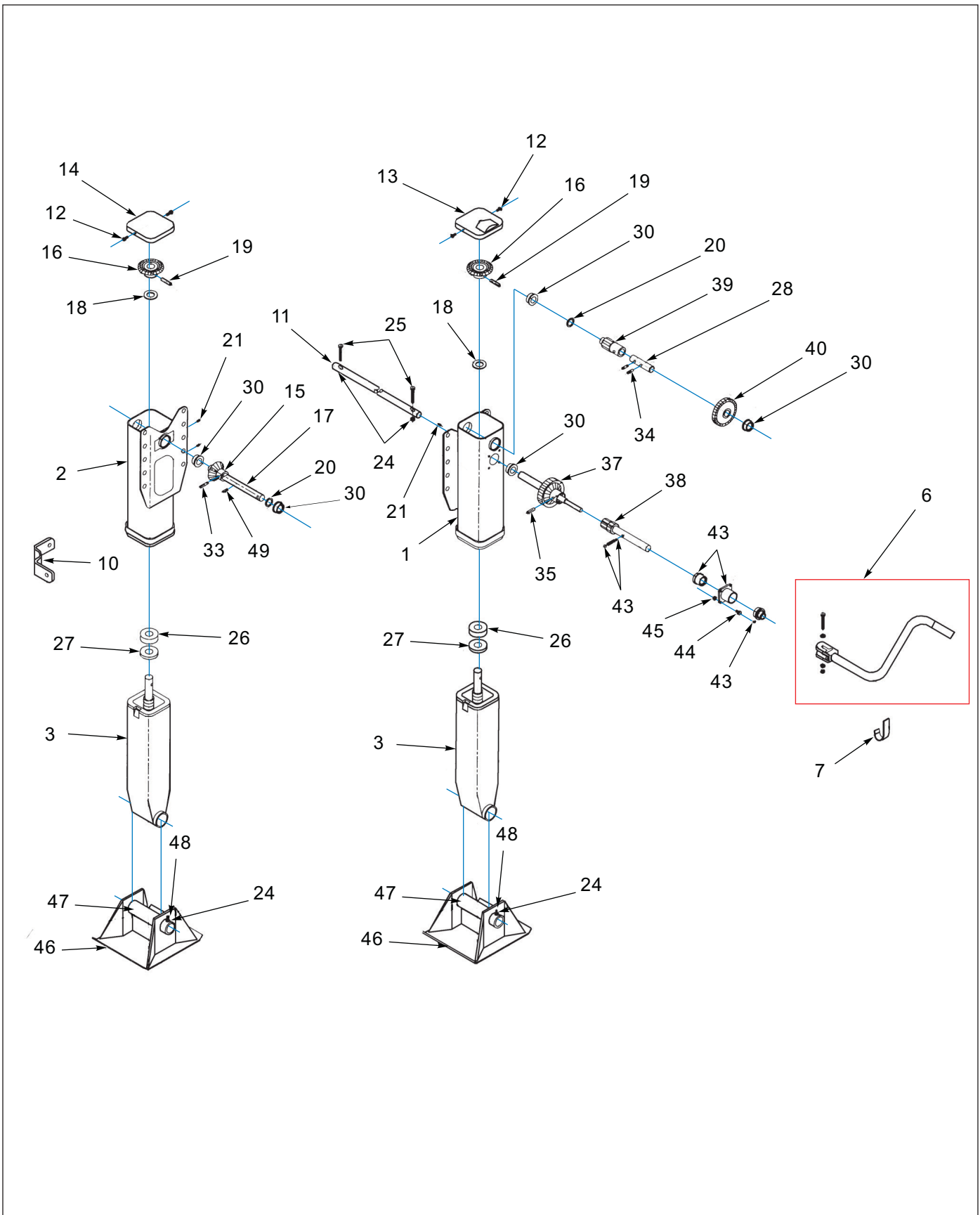


Figure 1-55: Landing Gear Installation - Jost #A401T19

Landing Gear Installation - Jost #A401T19

ITEM	PART NUMBER	DESCRIPTION	QTY.
	116800	LANDING GEAR JOST #A401T19	
1	----	OUTER HOUSING - 2 SPEED	1
2	----	OUTER HOUSING - 1 SPEED	1
3	----	INNER LEG ASSEMBLY - STANDARD	2
6	109161	CRANK 930 MODIFICATION	1
7	109711	CRANK HANGER	1
10	109712	BRACE LUG - W	2
11	----	INTERMEDIATE CROSS SHAFT	1
12	----	COVER SCREW	4
13	----	COVER - 2 SPEED	1
14	----	COVER - 1 SPEED	1
15	----	PINION GEAR	1
16	----	BEVEL GEAR	2
17	----	PINION SHAFT - 1 SPEED	1
18	----	THRUST WASHER	2
19	----	GROOVED PIN	2
20	----	SPACER WASHER	2
21	----	GREASE FITTING	4
23	----	STRUT BRACE (NOT SHOWN)	4
24	A10038.7	SELF LOCKING NUT	2
25	----	CROSS SHAFT BOLT - 3/8 X 2 GR5	2
26	----	THRUST BEARING	2
27	----	COLLAR	2
28	----	OUTPUT SHAFT	1
30	----	BUSHING	5
33	----	ROLL PIN 3/8 X 1-1/2	1
34	----	SPIRAL PIN	2
35	----	ROLL PIN - 3/8 X 1-3/4	1
36	----	OUTPUT CLUSTER SHAFT	1
37	----	OUTPUT CLUSTER GEAR	1
38	214441	INPUT GEAR SHAFT	1
39	----	OUTPUT SPUR GEAR	1
40	----	INPUT SPUR GEAR	1
43	163502	SHIFT HOUSING SERVICE KIT	1
44	----	SHIFT HOUSING BOLT	4
45	----	SELF LOCKING NUT	4
46	C10256	SHOE - 10 X 10 X 4-1/2	2
47	114983	SHOE AXLE	2
48	A10037.3	HEX HEAD BOLT	2
49	----	ROLL PIN - 1/4 X 1-1/4	1
50	137974	RH LANDING LEG ASSEMBLY	1

Air Digital Scales - Options

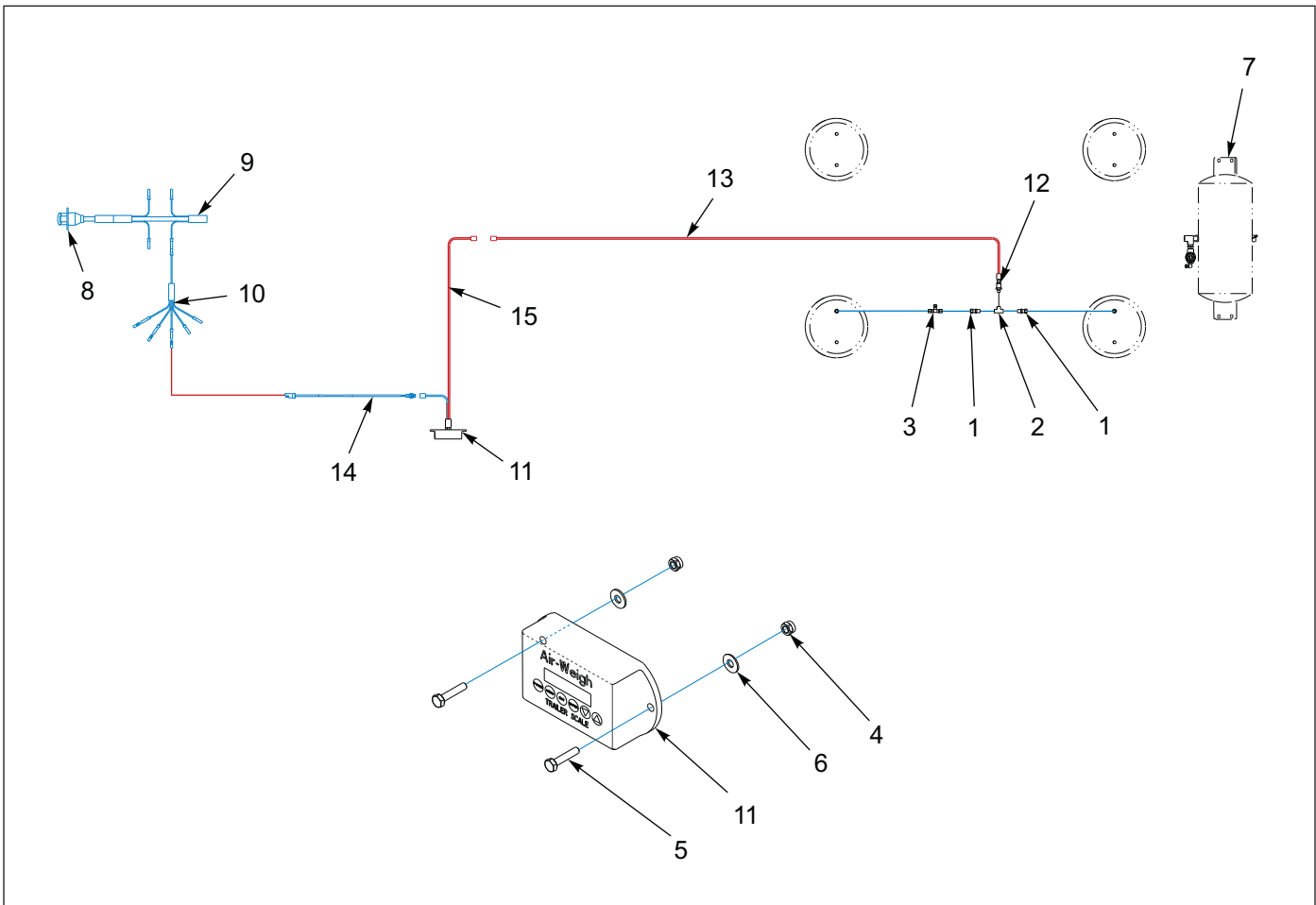


Figure 1-56: Air Digital Scale - Loadmaxx System

Air Digital Scale - Loadmaxx System

ITEM	PART NUMBER	DESCRIPTION	QTY.
	166821	SCALE INSTALLATION, LOADMAXX SYSTEM	
1	1-297-010007-11	FITTING AIR	2
2	1-297-010009-02	FITTING, AIR PIPE TEE	1
3	1-297-010010-04	FITTING AIR UNION TEE	REF
4	1-512-010005-01	NUT HEX LOCK 1/4-20 GRB	REF
5	1-654-010047-07	SCREW, HEX HEAD CAP 1/4-20 X 1-1/4 GR5	REF
6	1-861-010032-07	WASHER, FLAT 1/4	REF
7	----	SUSPENSION, AIR RLU A/R	REF
8	143100	HARNESS, 7 WAY RECEPTACLE	REF
9	143101	HARNESS, FRONT MAIN	REF
10	150093	HARNESS, 5 AUXILIARY BRANCHES	REF
11	172437	SCALE, AIR DIGITAL MODIFIED (ITEMS 12-15)	1
12	149543	SENSOR ASSEMBLY, 5V 3/8" BRASS	1
13	166001	CABLE, AW5800, 2 PART SENSOR 50'	1
14	166002	CABLE, AW5800 TRAILER POWER BLUNT CUT 15'	1
15	142895	CABLE, AW5800, TRAILER SCALE INTERFACE 2"	1

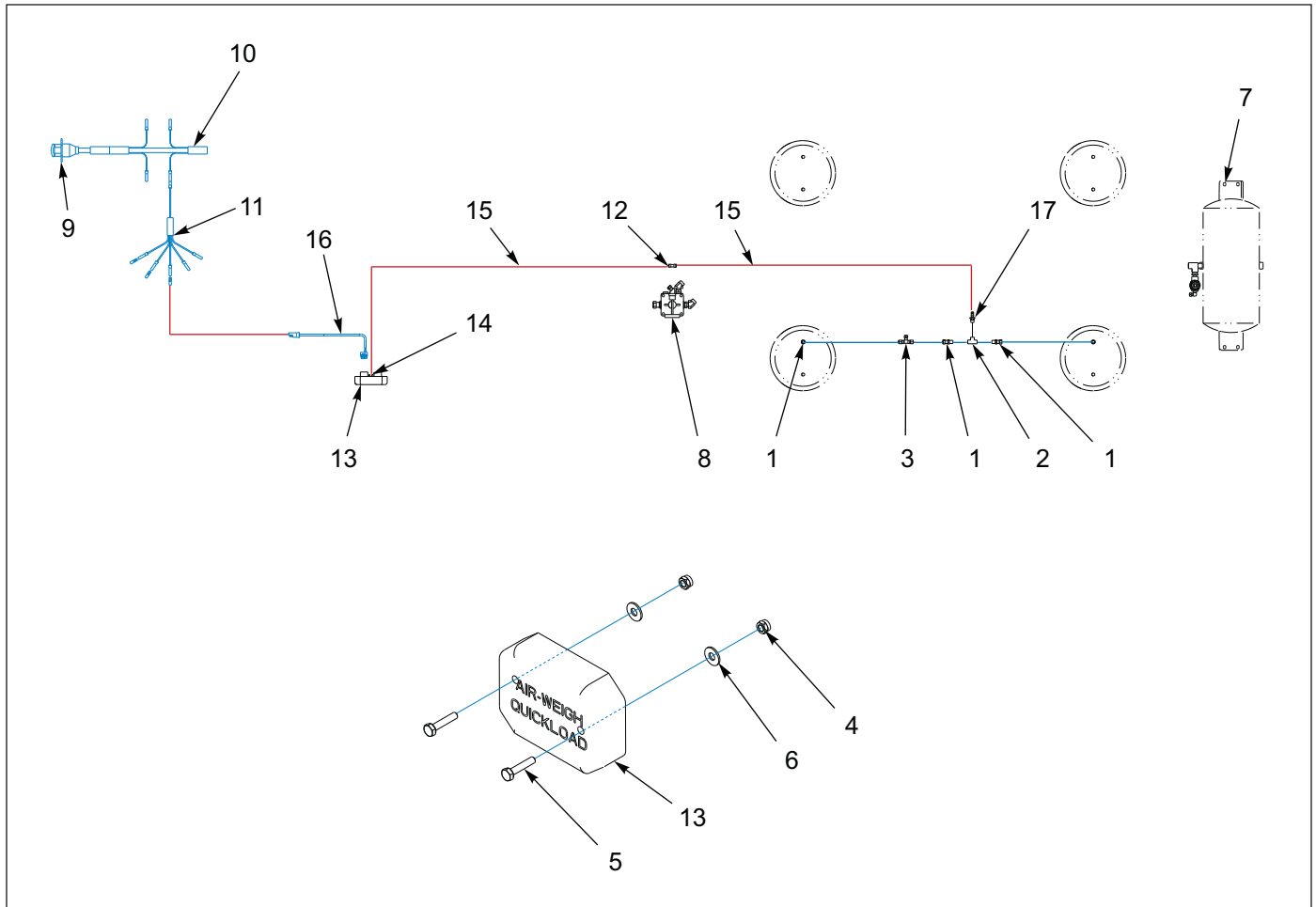


Figure 1-57: Air Digital Scale - Quickload System

Air Digital Scale - Quickload System

ITEM	PART NUMBER	DESCRIPTION	QTY.
	175358	SCALE INSTALLATION, QUICKLOAD SYSTEM	
1	1-297-010007-11	FITTING AIR	2
2	1-297-010009-02	FITTING, AIR PIPE TEE	1
3	1-297-010010-04	FITTING AIR UNION TEE	REF
4	1-512-010005-01	NUT HEX LOCK 1/4-20 GRB	REF
5	1-654-010047-07	SCREW, HEX HEAD CAP 1/4-20 X 1-1/4 GR5	REF
6	1-861-010032-07	WASHER, FLAT 1/4	REF
7	-----	SUSPENSION, AIR RLU A/R	REF
8	141607	AIR BOOSTER VALVE ASSEMBLY (SEE PAGE 1-29)	REF
9	143100	HARNESS, 7 WAY RECEPTACLE	REF
10	143101	HARNESS, FRONT MAIN	REF
11	150093	HARNESS, 5 AUXILIARY BRANCHES	REF
12	175359	UNION, AIR HOSE	1
13	175360	SCALE, AIR QL ,TRAVEL AXLE MODIFIED (ITEMS 14-17)	1
14	175363	SPRING HOSE CLAMP	1
15	175365	AIR LINE	1
16	184392	CABLE, TRAILER, POWER, BLUNT CUT, 15'	1
17	180221	HOSE BARB FITTING, BRASS	1

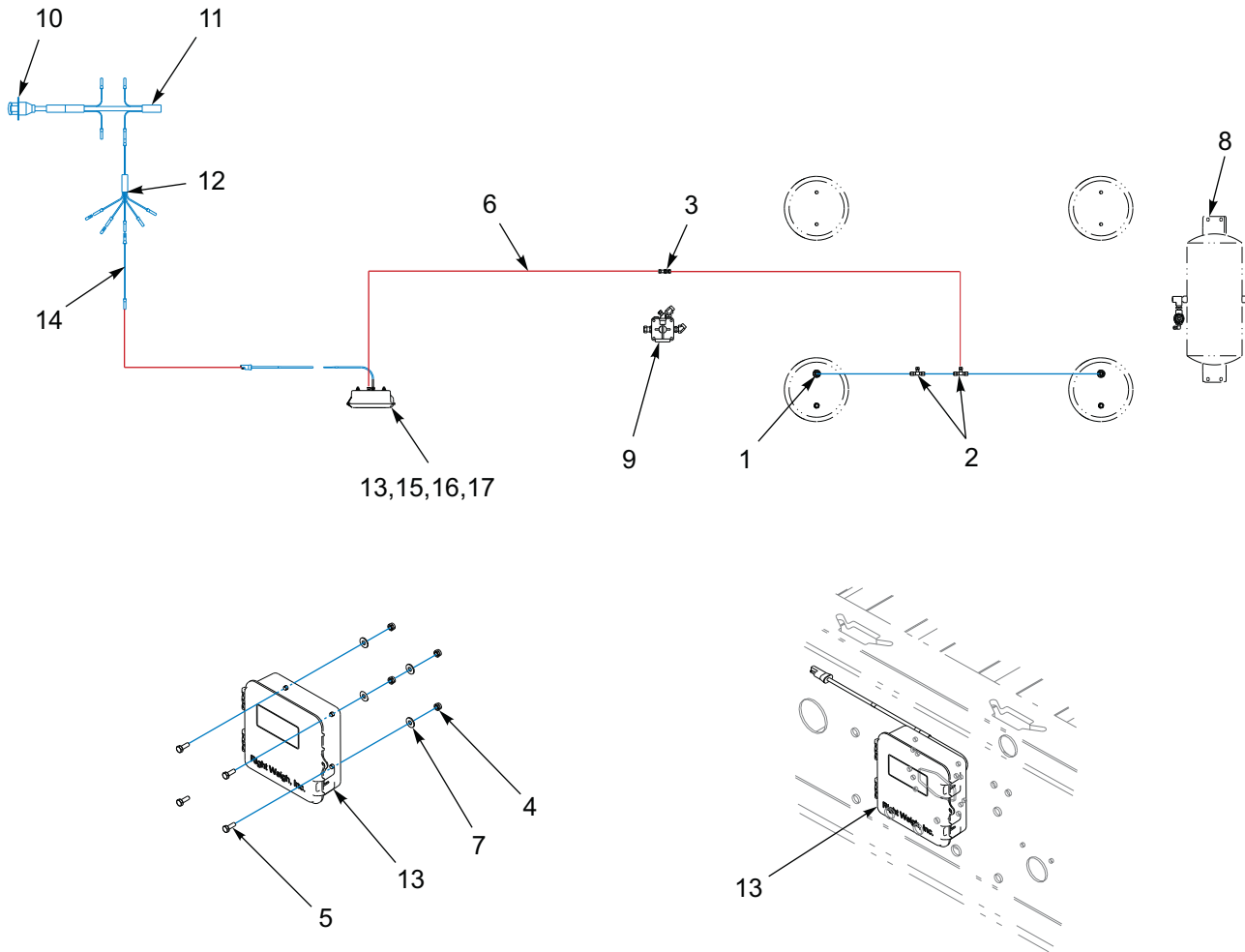


Figure 1-58: Air Digital Scale - Right Weigh System

Air Digital Scale - Right Weigh System

ITEM	PART NUMBER	DESCRIPTION	QTY.
	170470	SCALE INSTALLATION, RIGHT WEIGH SYSTEM	
	205742	SCALE INSTALLATION, RIGHT WEIGH SYSTEM W/ BLUETOOTH	
1	1-297-010007-11	FITTING AIR	2
2	1-297-010010-04	FITTING AIR UNION TEE	REF
3	1-297-010014-02	FITTING, AIR	1
4	1-512-010005-01	NUT HEX LOCK 1/4-20 GRB	REF
5	1-654-010047-04	SCREW, HEX HEAD CAP 1/4-20 X 3/4 GR5	24
6	1-833-010001	TUBING NYLON 1/4 OD	AR
7	1-861-010032-07	WASHER, FLAT 1/4	REF
8	-----	SUSPENSION, AIR RLU A/R	REF
9	141607	AIR BOOSTER VALVE ASSEMBLY (SEE PAGE 1-29)	REF
10	143100	HARNESS, 7 WAY RECEPTACLE	REF
11	143101	HARNESS, FRONT MAIN	REF
12	150093	HARNESS, 5 AUXILIARY BRANCHES	REF
13	170471	HARNESS ASSEMBLY, RIGHT WEIGH (USED W/ 170470)	1
13	205744	HARNESS ASSEMBLY, RIGHT WEIGH (USED W/ 205742)	1
14	3-368-010252	HARNESS ASSEMBLY, BULKHEAD LIGHT EXT	1
15	171159	DIGITAL SCALE (USED W/ 170470)	1
15	205747	DIGITAL SCALE W/ BLUETOOTH (USED W/ 205742)	1
16	171160	DIGITAL INSTALLATION KIT	1
17	171161	MOUNTING BOX, BRACKET, AND HARDWARE	1

Bulkheads - Options

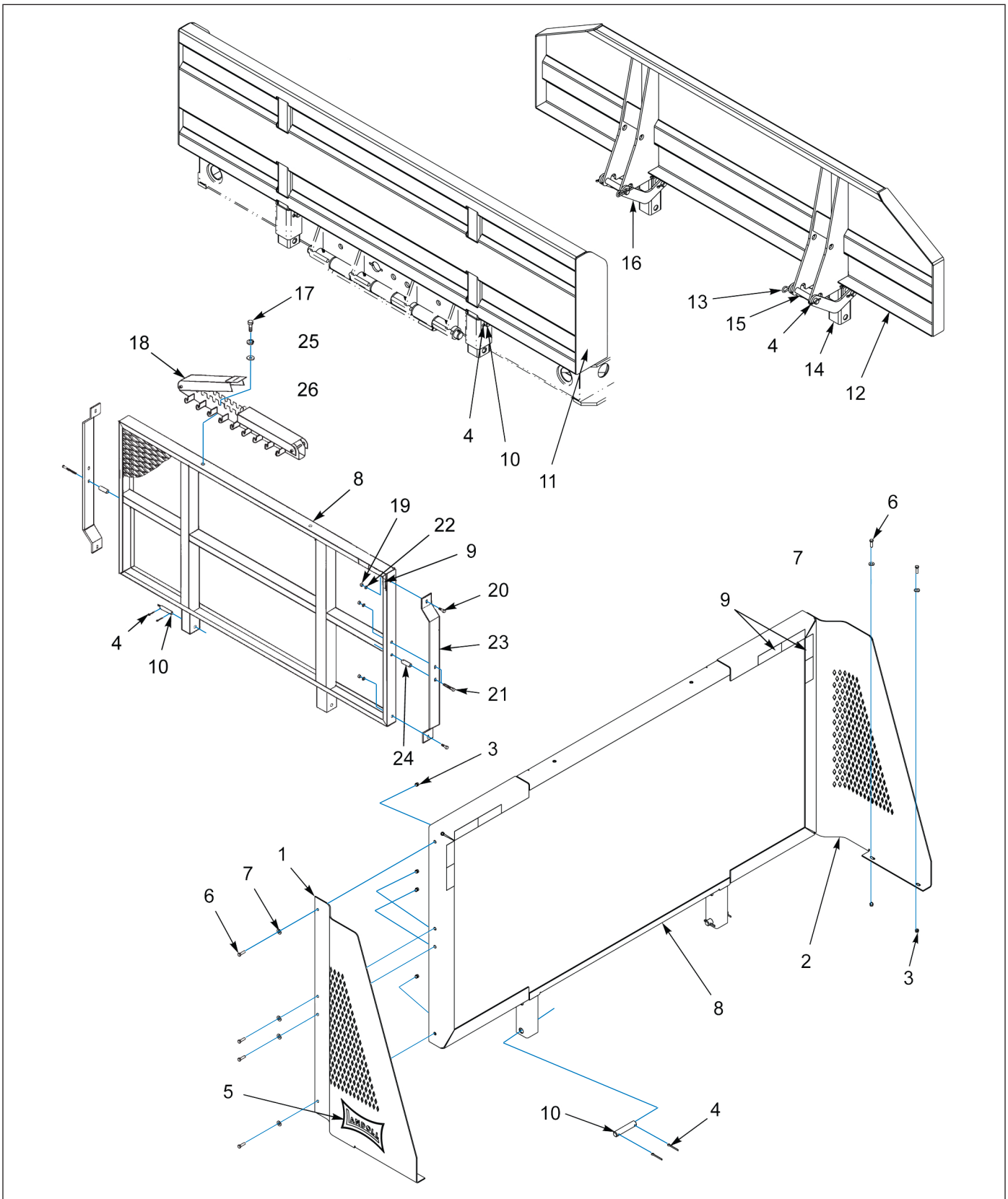


Figure 1-59: Bulkhead Assembly

Bulkhead Assembly

ITEM	PART NUMBER	DESCRIPTION	QTY.
	128414	BULKHEAD INSTALLATION (ITEMS 1-10)	
	134616	BULKHEAD INSTALLATION 26 X 102 (ITEMS 4, 9-10 & 11)	
	136848	EXTENSION INSTALLATION 16/24 (ITEMS 4 & 12-16)	
	B7-141-003	BULKHEAD CHAIN RACK INSTALLATION (ITEMS 6,7,17 &18)	
1	128137	EXTENSION, BULKHEAD ALUM LH	1
1	128153	EXTENSION, BULKHEAD LH	1
2	128138	EXTENSION, BULKHEAD ALUM RH	1
2	128152	EXTENSION, BULKHEAD RH	1
3	1-512-010005-05	NUT, HEX LOCK 3/8-16	12
4	1-557-010362-63	COTTER PIN 1/4 X 2	10, 4
5	153754	DECAL, BOW TIE - BLACK (SEE PAGE 1-4)	2
5	153755	DECAL, BOW TIE - WHITE (SEE PAGE 1-4)	2
6	1-654-010051-06	SCREW, HEX HEAD CAP 3/8-16 X 1-1/4 GR5	12
7	1-861-010032-11	WASHER, FLAT 3/8	12
8	3-141-010155	BULKHEAD WELDMENT 48 X 96	1
9	3-573-010378	DECAL, 2" REFLEXITE TAPE, WHITE	AR
10	6-557-010163	PIN HITCH LEVEL LINK	2
11	134608	BULKHEAD WELDMENT 26 X 102	1
12	136849	BULKHEAD WELDMENT 16/24 X 102 2 POS	1
13	1-557-010014	PIN, HAIR 1/4	2
14	3-482-010249	MOUNT WELDMENT BULKHEAD	2
15	3-557-010380	PIN	6
16	3-755-010080	SUPPORT WELDMENT, BULKHEAD	2
17	1-654-010055-03	SCREW HEX CAP 1/2-13UNCX1-1/2	2
18	3-141-010008	CHAIN HANGER, LOCKING CHANNEL ASSEMBLY	1
19	1-512-010005-09	NUT, HEX LOCK 1/2-13 GRB	6
20	1-654-010055-03	SCREW, HEX HEAD CAP 1/2-13 X 1-1/2 GR5	4
21	1-654-010055-13	SCREW, HEX HEAD CAP 1/2-13 X 4 GR5	2
22	1-861-010032-15	WASHER, FLAT 1/2W	6
23	3-054-010101	BAR, SIDE 48" BULKHEAD 102"	2
24	3-711-010025	SPACER, 48" BULKHEAD	2
25	1-861-010034-13	WASHER, LKG HLCL SPR 1/2	2
26	1-861-010032-15	WASHER, FLAT 1/2W ZP/CD	2

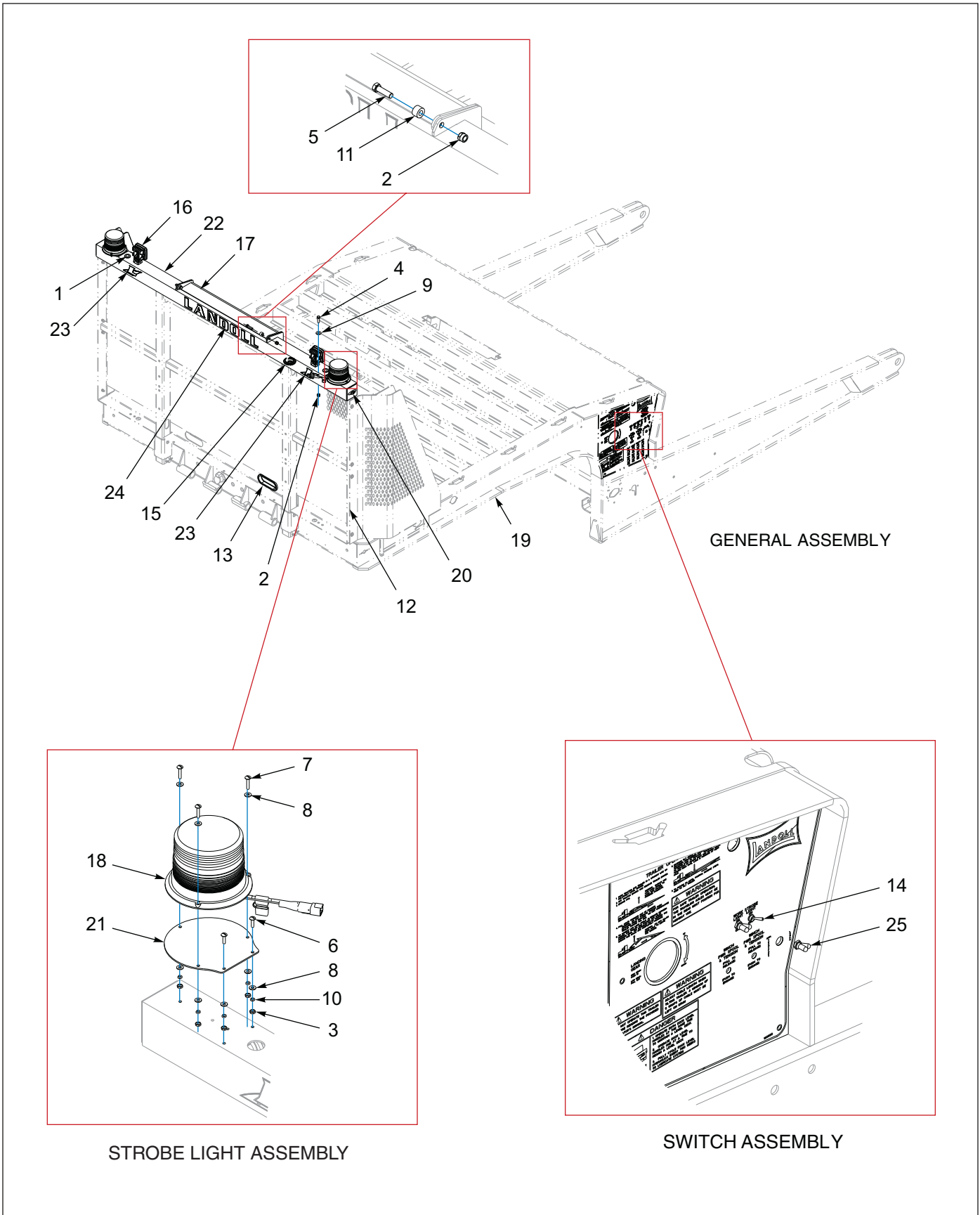


Figure 1-60: Bulkhead - Chain Rack Lights General Assembly

Bulkhead - Chain Rack Lights General Assembly

ITEM	PART NUMBER	DESCRIPTION	QTY.	
	191808	BULKHEAD CHAIN RACK S/T/T WL	*	
	191809	BULKHEAD CHAINRACK S/T/T WL BC		*
1	1-343-010006	GROMMET	2	2
2	1-512-010005-09	NUT,HEX,SLFLKG, 1/2-13 GRB	4	4
3	1-512-010007-03	NUT, HEX 10-24	--	10
4	1-654-010055-03	SCREW,HEX CAP,1/2-13UNCX1-1/2	2	2
5	1-654-010055-04	SCREW,HEX CAP,1/2-13UNCX1-3/4	2	2
6	1-656-010003051	SCREW,RH HD MACH 10-24X3/4	--	4
7	1-656-010003053	SCREW RD HD MACH 10-24X1	--	6
8	1-861-010032-03	WASHER, FLAT #10 ZP/CD	--	16
9	1-861-010032-15	WASHER, FLAT 1/2 W ZP/CD	2	2
10	1-861-010034-07	WASHER,LKG,HLCL SPR, NO 10	--	10
11	125799	SPACER, 10D X 1/2 ID X .632	2	2
12	128414	BULKHEAD INSTALLATION	REF	REF
13	143114	GROMMET OVAL GROTE	1	1
14	150117	SWITCH ASSY LIGHT GROTE	REF	REF
15	153102	GROMMET MOUNT 2-5/16" GROTE	1	1
16	163996	LIGHT,12V SQUARE LED FLOOD	REF	REF
17	167975	LID WLDMT CHAIN BINDER	1	1
18	184501	STROBE LIGHT DEUTSCH CONN	--	REF
19	186901	GOOSENECK WLDMT, US 400	REF	REF
20	187863	LIGHT YEL LED.75CL/MK CLEAR CB	REF	REF
21	191545	PLATE BEACON MOUNTING	--	2
22	191881	PLATFORM, 10FT 6IN	1	1
23	192205	DECAL HWY L, 7-3/8 X 2-7/8	2	2
24	193456	DECAL LANDOLL 28-5/16 X 3-7/32	1	1
25	81264	RUBBER BOOT FOR ELECT SWITCH	1	2

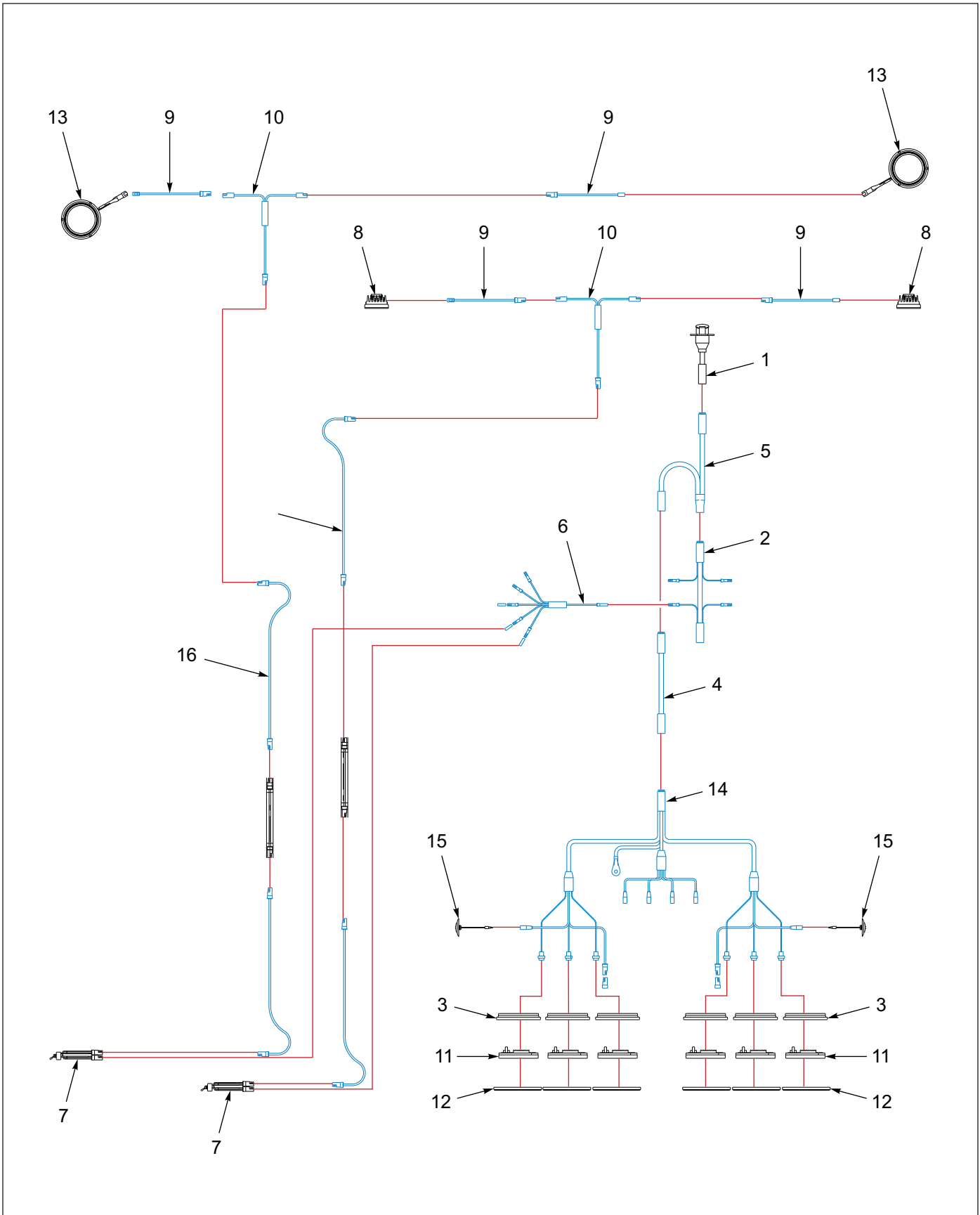


Figure 1-61: Bulkhead - Chain Rack Lights Electrical System

Bulkhead - Chain Rack Lights Electrical System

ITEM	PART NUMBER	DESCRIPTION	QTY.	
	191808	BULKHEAD CHAIN RACK S/T/T WL	*	
	191809	BULKHEAD CHAINRACK S/T/T WL BC		*
1	143100	HARNESS 7WAY RECP GROTE	REF	REF
2	143101	HARNESS FRONT MAIN GROTE	REF	REF
3	143114	GROMMET OVAL GROTE	6	6
4	143167	HARNESS EXT 84 IN GROTE	1	1
5	146929	HARNESS Y SPLITTER GROTE	1	1
6	150093	HARNESS 5 AUX BRANCHES GROTE	REF	REF
7	150117	SWITCH ASSY LIGHT GROTE	1	2
8	163996	LIGHT,12V SQUARE LED FLOOD	2	2
9	164052	HARNESS,60"BRANCH,WORK LIGHT	2	4
10	169853	HARNESS T PWR BRANCH	1	2
11	179902	LIGHT S/T/T RED CLEAR LENS GRT	6	6
12	180570	COVER CHROME OBLONG GROMMET	6	6
13	184501	STROBE LIGHT DEUTSCH CONN	--	2
14	187859	HARNESS BUMPER MICRONOVA GROTE	1	1
15	187863	LIGHT YEL LED.75CL/MK CLEAR CB	2	2
16	3-368-010252	HARNESS ASSY BKHD LIGHT EXT	2	4

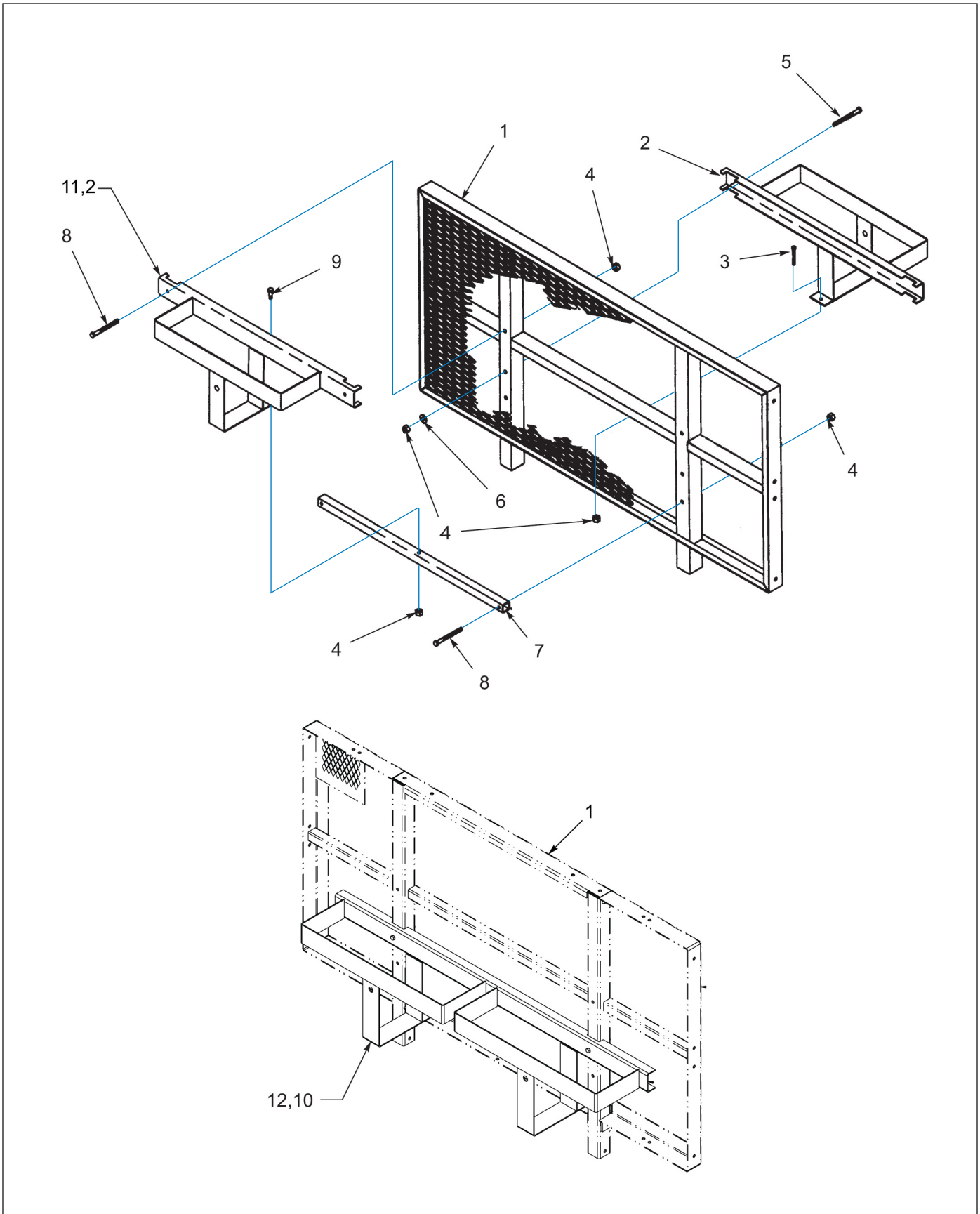


Figure 1-62: Bulkhead - Rack Mount Installation

Bulkhead - Rack Mount Installation

ITEM	PART NUMBER	DESCRIPTION	QTY.					
	3-612-010015-1	RACK INST. BHD, FRONT MOUNT 10R17.5	*					
	3-612-010015-2	RACK INST. BHD, REAR MOUNT 10R17.5		*				
	3-612-010015-3	RACK INST. BHD, FRONT MOUNT DUAL 10R17.5			*			
	112986	RACK INST. BHD, FRONT MOUNT 255/70R22.5				*		
	129573	RACK INST. BHD, FRONT MOUNT DUAL 255/22.5					*	
1	-----	BULKHEAD WELDMENT	REF	REF	REF	REF	REF	
2	3-612-010016	RACK WELDMENT, BULKHEAD MOUNT 10R17.5	1	1	--	--	--	
3	1-654-010055-01	SCREW, HEX HEAD CAP 1/2-13 X 1 GR5	1	--	2	1	2	
4	1-512-010005-09	NUT, HEX LOCK 1/2-13 GRB	3	5	4	3	4	
5	1-654-010055-15	SCREW, HEX HEAD CAP 1/2-13 X 5 GR5	2	--	2	2	2	
6	1-861-010032-15	WASHER, FLAT 1/2W	2	--	2	2	2	
7	3-829-010337	TUBE W/ TAB MOUNTED BULKHEAD SPARE RACK	--	1	--	--	--	
8	1-654-010055-18	SCREW, HEX HEAD CAP 1/2-13 X 6-1/2 GR5	--	4	--	--	--	
9	1-654-010055-09	SCREW, HEX HEAD CAP 1/2-13 X 3 GR5	--	1	--	--	--	
10	3-612-010020	RACK WELDMENT, BULKHEAD MOUNT 210/R17.5	--	--	1	--	--	
11	112987	RACK WELDMENT, BULKHEAD MOUNT 255/70R22.5	--	--	--	1	1	
12	129572	RACK WELDMENT, BULKHEAD MOUNT DUAL 255/22.5	--	--	--	--	1	

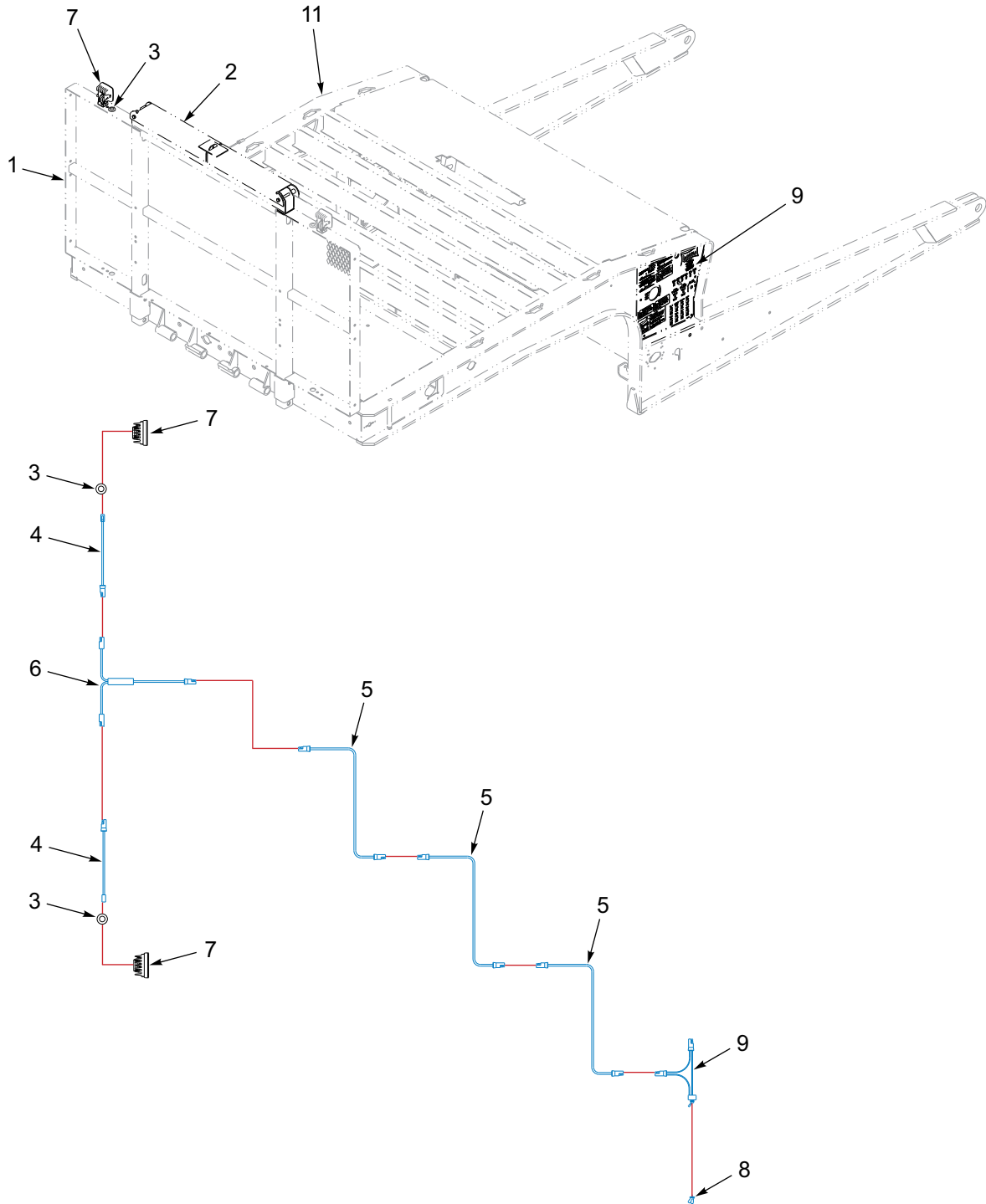


Figure 1-63: Bulkhead - Work Light Installation

Bulkhead - Work Light Installation

ITEM	PART NUMBER	DESCRIPTION	QTY.	
	191813	WORK LIGHT INSTL, BULKHEAD	*	
	191814	WORK LIGHT HD INSTL, BULKHEAD	*	
1	3-141-010155	BULKHEAD WELDMENT	REF	REF
2	B7-141-003	CHAIN RACK INSTALLATION	REF	REF
3	1-343-010006	GROMMET	2	2
4	164052	HARNESS, 60" BRANCH WORK LIGHT	2	2
5	3-368-010252	HARNESS ASSEMBLY, BULKHEAD LIGHT EXTENSION	2	3
6	169853	HARNESS, JUMPER T-POWER	1	1
7	163996	LIGHT LED WHITE FLOOD LAMP	2	2
8	81264	RUBBER BOOT FOR ELECT SWITCH	1	1
9	150117	TOGGLE SWITCH SEALED SPST	1	1
10	1-822-010002	TRIM LOCK 3/16 (NOT SHOWN)	4	4
11	186901	WLDMT, GOOSENECK, US 400	REF	REF

Electrical Installation - Options

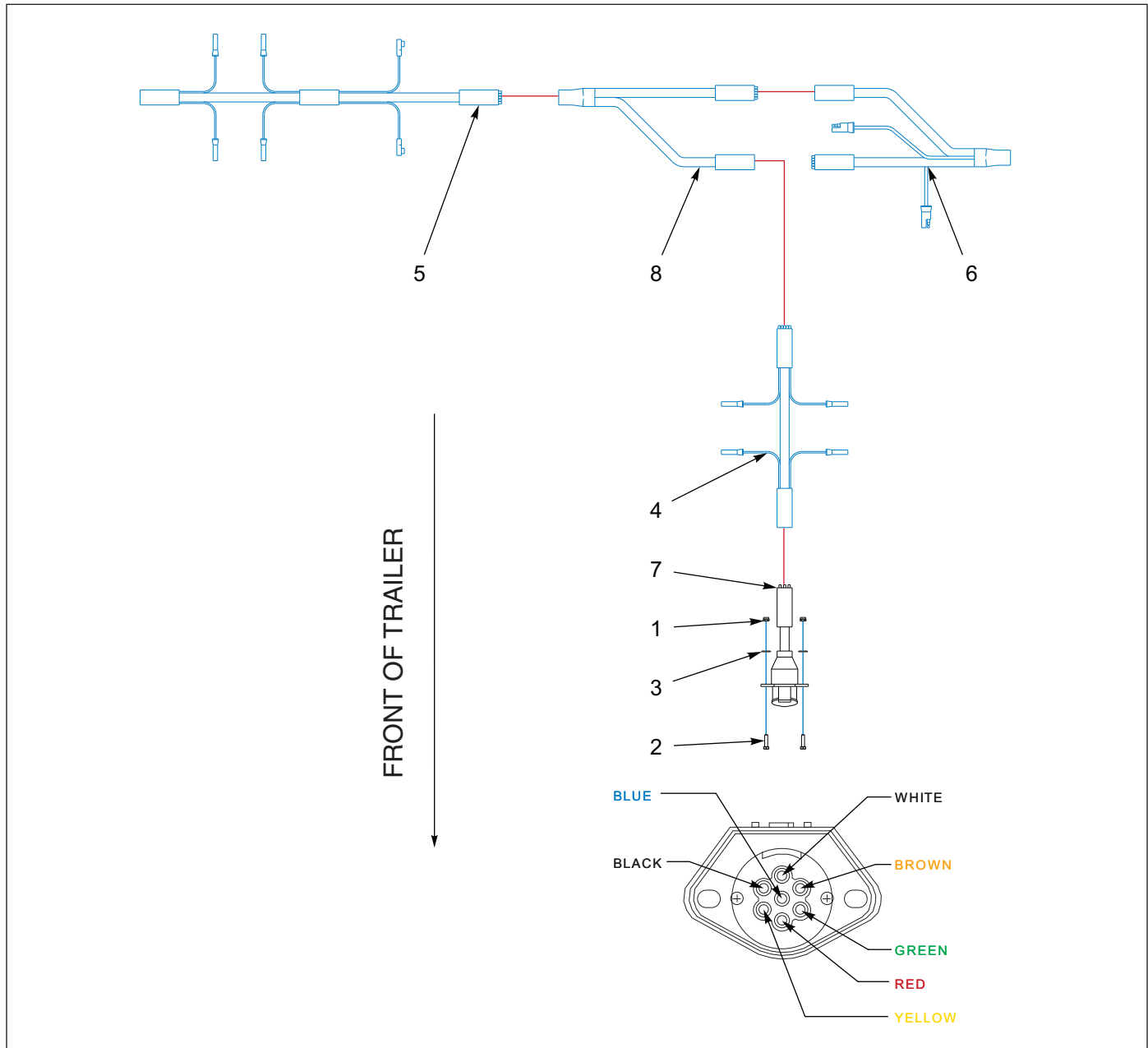


Figure 1-64: 7-Way Electrical Installation

7-Way Electrical Installation

ITEM	PART NUMBER	DESCRIPTION	QTY.
	148585	7-WAY ELECTRICAL INSTALLATION	
1	1-512-010005-01	NUT, HEX LOCK 1/4-20 GRB	2
2	1-654-010047-06	SCREW, HEX HEAD CAP 1/4-20 X 1 GR5	2
3	1-861-010032-07	WASHER, FLAT 1/4W	2
4	143101	HARNESS, FRONT MAIN	1
5	143102	HARNESS, BED MAIN	REF
6	143103	HARNESS, E-CHAIN	REF
7	146897	HARNESS, 7-WAY RECEPTACLE MAIN	1
8	146929	HARNESS, Y SPLITTER	1

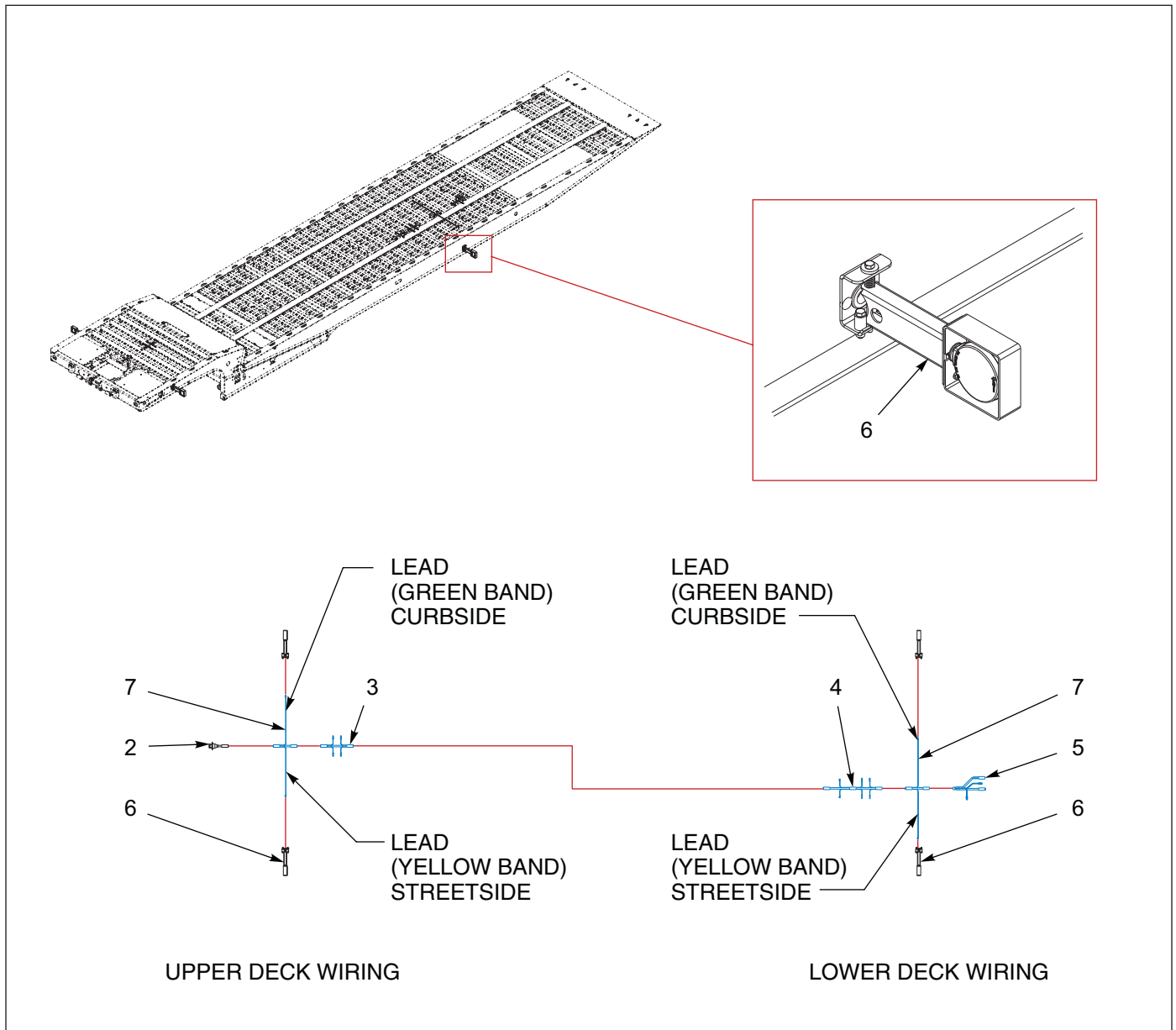


Figure 1-65: Swingout Light Installation

Swingout Light Installation

ITEM	PART NUMBER	DESCRIPTION	QTY.		
	179085	INSTL, SWING-OUT LTS, UPR & LWR DK	*		
	179088	INSTL, SWING-OUT LTS, UPR DK		*	
	179089	INSTL, SWING-OUT LTS, LWR DK			*
1	1-796-010003-02	TIE, STRAP, PLASTIC .18X14.0 (NOT SHOWN)	24	12	12
2	143100	HARNESS 7WAY RECP GROTE	REF	REF	REF
3	143101	HARNESS FRONT MAIN GROTE	REF	REF	REF
4	143102	HARNESS BED MAIN GROTE	REF	REF	REF
5	143103	HARNESS ECHAIN GROTE	REF	REF	REF
6	176420	LIGHT ASSY SWING-ARM (SEE PAGE 1-118)	4	2	2
7	176432	HARNESS, JUMPER, EMERGENCY FLA	2	1	1

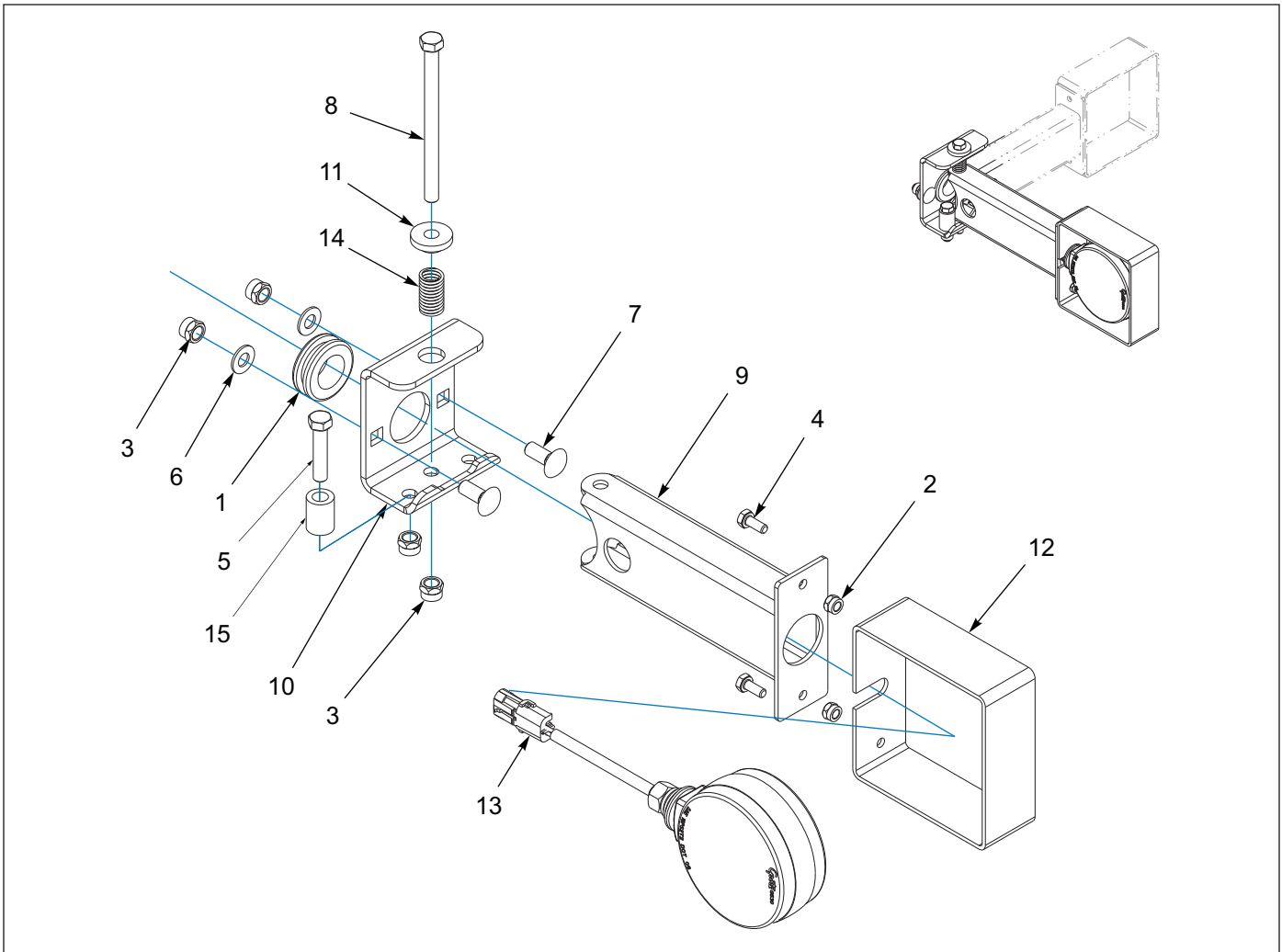


Figure 1-66: Swing-Arm Light Assembly - Turn Signal/Emergency Flasher

Swing-Arm Light Assembly - Turn Signal/Emergency Flasher

ITEM	PART NUMBER	DESCRIPTION	QTY.
	176420	SWING ARM LIGHT ASSEMBLY	
1	1-343-010007	GROMMET	1
2	1-512-010005-01	NUT, HEX LOCK 1/4-20 GRB	2
3	1-512-010005-05	NUT, HEX LOCK 3/8-16 GRB	4
4	1-654-010047-03	SCREW, HEX HEAD CAP 1/4-20 X 5/8 GR5	2
5	1-654-010051-08	SCREW, HEX HEAD CAP 3/8-16 X 1-3/4 GR5	1
6	1-861-010032-10	WASHER, FLAT 3/8N	2
7	111276	SCREW, RD HEAD SQ NECK 3/8-16 X 1 GR5	2
8	172882	SCREW, HEX HEAD CAP 3/8-16 X 5 GR5	1
9	176421	LIGHT SWING-ARM WELDMENT	1
10	176424	BRACKET MOUNTING, SWING-ARM LIGHT	1
11	176425	WASHER, STEP	1
12	176440	MOUNT/GUARD, PEDESTAL LIGHT	1
13	178384	LIGHT, YELLOW LED 4" DOUBLE FACE	1
14	178389	SPRING, COMPRESSION SWING-ARM LIGHT	1
15	2-150-010240	BUSHING, STOP SPRAY SHIELD	1

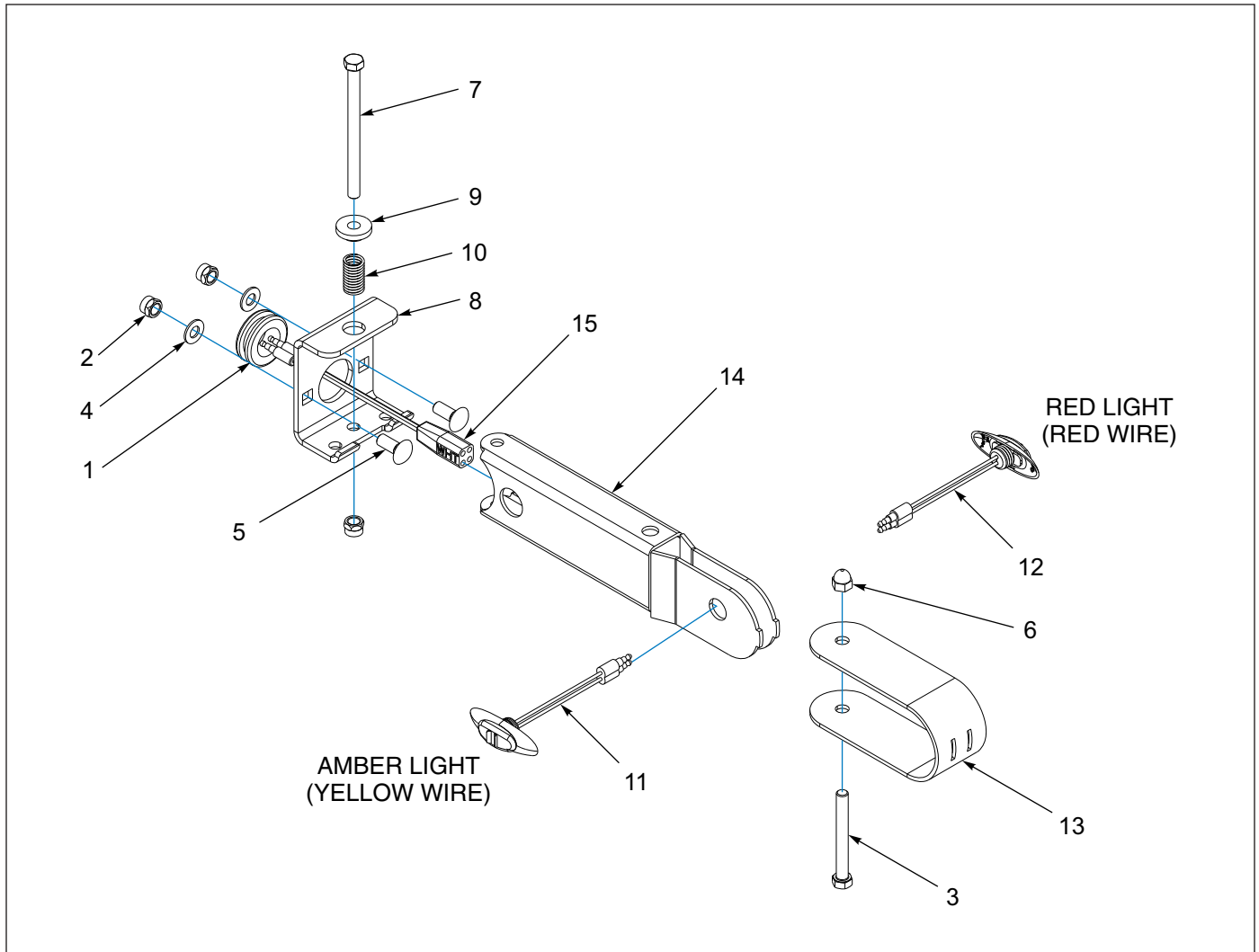


Figure 1-67: Swing-Arm Light Assembly - STREET

Swing-Arm Marker Light Assembly - STREET

ITEM	PART NUMBER	DESCRIPTION	QTY.
	191555	LIGHT ASSY, SWING-ARM MKR, ST	
1	1-343-010007	GROMMET	1
2	1-512-010005-05	NUT, HEX, SLFLKG GRB 3/8-16	3
3	1-654-010051-14	SCREW HX CP 3/8-16UNCX3-1/4G5	1
4	1-861-010032-10	WASHER, FLAT 3/8" N ZP/CD	2
5	111276	SCREW RDHD SQNK 3/8-16X1 GR5	2
6	122154	NUT, HEX ACORN 3/8-16ZP	1
7	172882	SCREW HX CP 3/8-16UNCX5 GR5	1
8	176424	BRACKET MTG SWING-ARM LIGHT	1
9	176425	WASHER STEP	1
10	178389	SPRING, COMPRESSION SWINGARM	1
11	187863	LIGHT YEL LED.75CL/MK CLEAR CB	1
12	187864	LIGHT RED LED.75CL/MK CLEAR CB	1
13	191552	GUARD SWING-OUT LIGHT	1
14	191554	SWING-ARM WLDMT MARKER LIGHT	1
15	191568	HARNESS MARKER LAMP MICRONOVA	1

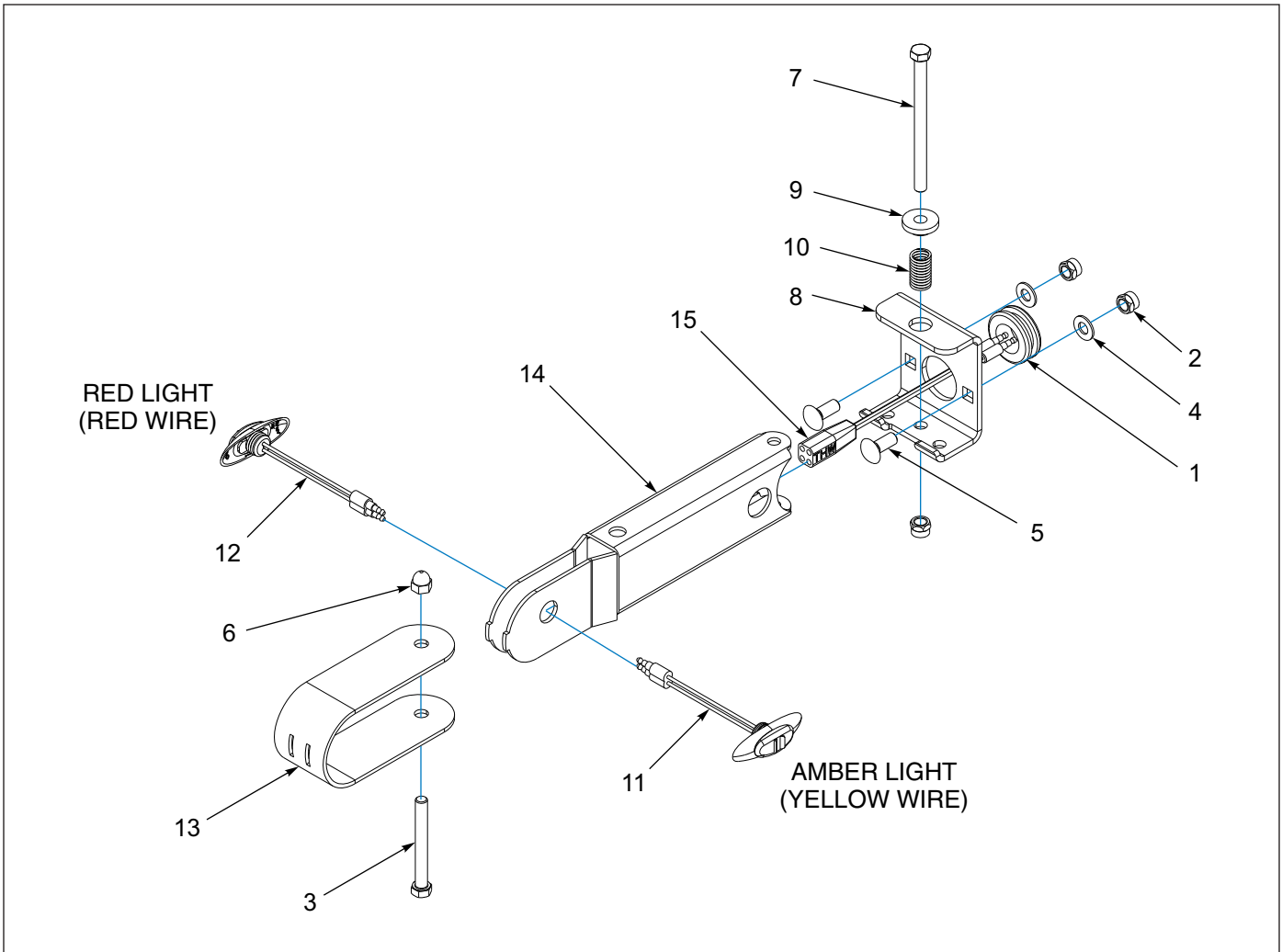


Figure 1-68: Swing-Arm Light Assembly - CURB

Swing-Arm Marker Light Assembly - CURB

ITEM	PART NUMBER	DESCRIPTION	QTY.
	191556	LIGHT ASSY, SWING-ARM MKR, CURB	
1	1-343-010007	GROMMET	1
2	1-512-010005-05	NUT, HEX, SLFLKG GRB 3/8-16	3
3	1-654-010051-14	SCREW HX CP 3/8-16UNCX3-1/4G5	1
4	1-861-010032-10	WASHER, FLAT 3/8" N ZP/CD	2
5	111276	SCREW RDHD SQNK 3/8-16X1 GR5	2
6	122154	NUT, HEX ACORN 3/8-16ZP	1
7	172882	SCREW HX CP 3/8-16UNCX5 GR5	1
8	176424	BRACKET MTG SWING-ARM LIGHT	1
9	176425	WASHER STEP	1
10	178389	SPRING, COMPRESSION SWINGARM	1
11	187863	LIGHT YEL LED.75CL/MK CLEAR CB	1
12	187864	LIGHT RED LED.75CL/MK CLEAR CB	1
13	191552	GUARD SWING-OUT LIGHT	1
14	191554	SWING-ARM WLDMT MARKER LIGHT	1
15	191568	HARNES MARKER LAMP MICRONOVA	1

Roller Guides - Options

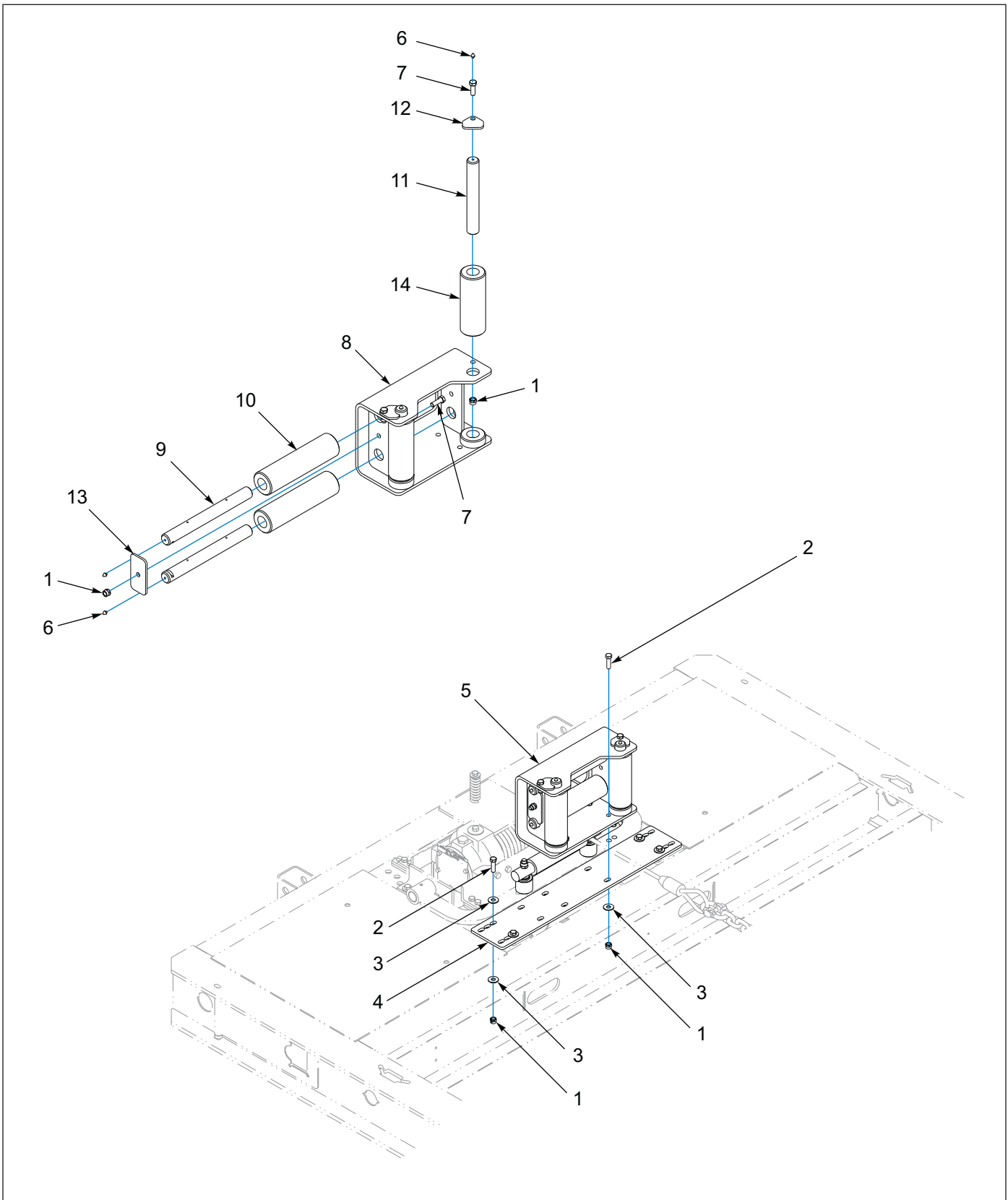


Figure 1-69: 4 Roller Guide Installation - 12K (BRADEN)

4 Roller Guide Installation - 12K (BRADEN)

ITEM	PART NUMBER	DESCRIPTION	QTY.
	161155	4 ROLLER GUIDE INSTALLATION, 12K BRADEN	
1	1-512-010005-09	NUT, HEX LOCK 1/2-13 GRB	19
2	1-654-010055-04	SCREW, HEX HEAD CAP 1/2-13 X 1-3/4 GR5	8
3	1-861-010032-15	WASHER, FLAT 1/2W	12
4	145588	PLATE, ROLLER GUIDE MOUNT	1
5	161150	GUIDE ASSEMBLY, WINCH 12K BRADEN (ITEMS 1 & 6-14)	1
6	1-298-010001-1	FITTING, GREASE STR SHORT 1/4-28	6
7	1-654-010055-03	SCREW, HEX HEAD CAP 1/2-13 X 1-1/2 GR5	3
8	161151	BRACKET WELDMENT, WINCH GUIDE	1
9	161153	PIN, HORIZONTAL ROLLER GUIDE	2
10	161154	ROLLER, HORIZONTAL WINCH GUIDE	2
11	3-557-010543	PIN, VERTICAL ROLLER 20K GUIDE	2
12	3-565-011792	PLATE, GUIDE LOCK TOP	2
13	3-565-011793	PLATE, GUIDE LOCK SIDE	1
14	3-645-010087	ROLLER, VERTICAL 20K WINCH GUIDE	2

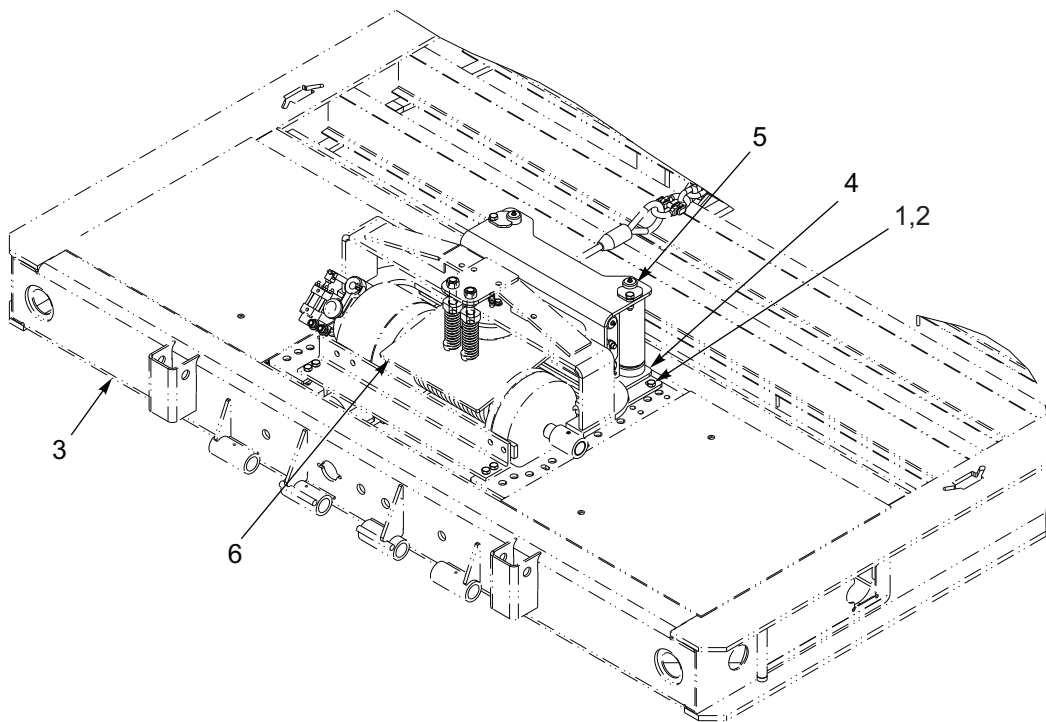
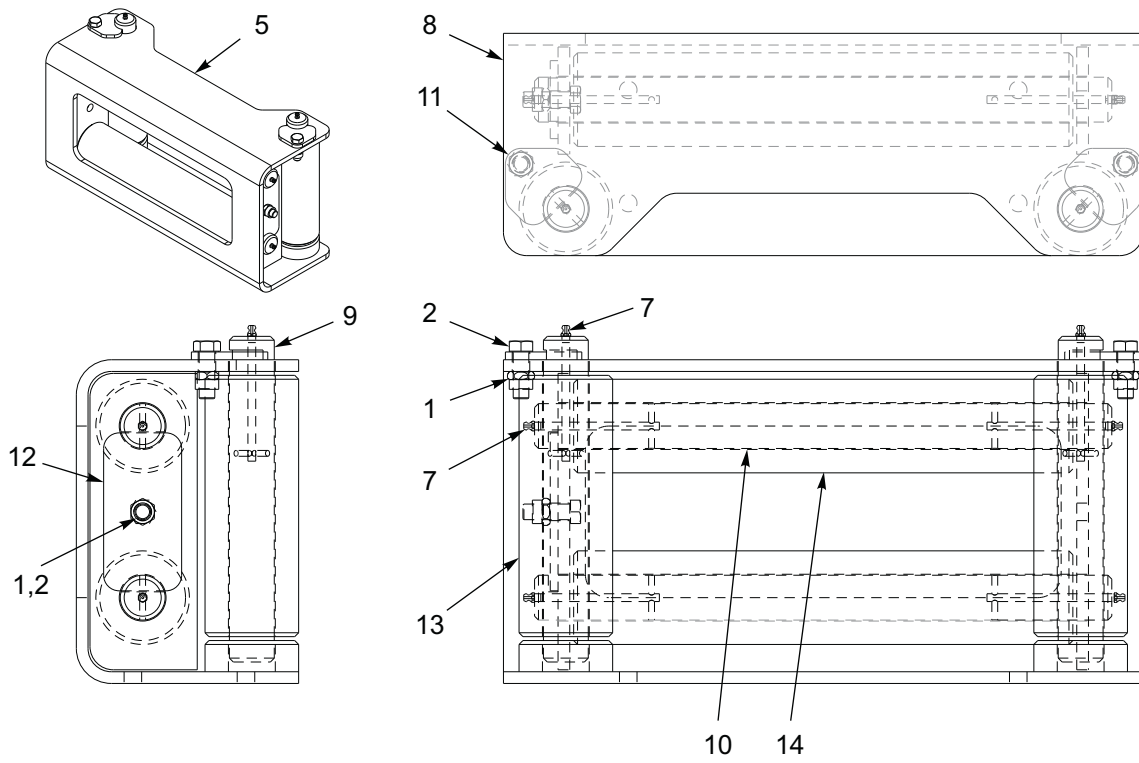


Figure 1-70: 4 Roller Guide Installation - 20K (BRADEN)

4 Roller Guide Installation - 20K (BRADEN)

ITEM	PART NUMBER	DESCRIPTION	QTY.
	145589	4 ROLLER GUIDE INSTALLATION, 20K BRADEN	
1	1-512-010005-09	NUT, HEX LOCK 1/2-13 GRB	11
2	1-654-010055-03	SCREW, HEX HEAD CAP 1/2-13 X 1-1/2 GR5	11
3	130662	GOOSENECK WELDMENT	REF
4	145588	PLATE, ROLLER GUIDE MOUNT	1
5	3-352-010067-2	GUIDE ASSEMBLY, WINCH (ITEMS 1,2 & 7-14)	1
6	3-873-010140-01	WINCH INSTALLATION, 20K UPPER DECK	REF
7	1-298-010001-1	FITTING, GREASE STR SHORT 1/4-28	6
8	3-120-010494	BRACKET WELDMENT, 20K WINCH GUIDE	1
9	3-557-010543	PIN, VERTICAL ROLLER 20K GUIDE	2
10	3-557-010544	PIN, HORIZONTAL ROLLER 20K GUIDE	2
11	3-565-011792	PLATE, GUIDE LOCK TOP	2
12	3-565-011793	PLATE, GUIDE LOCK SIDE	1
13	3-645-010087	ROLLER, VERTICAL 20K WINCH GUIDE	2
14	3-645-010088	ROLLER, HORIZONTAL 20K WINCH GUIDE	2

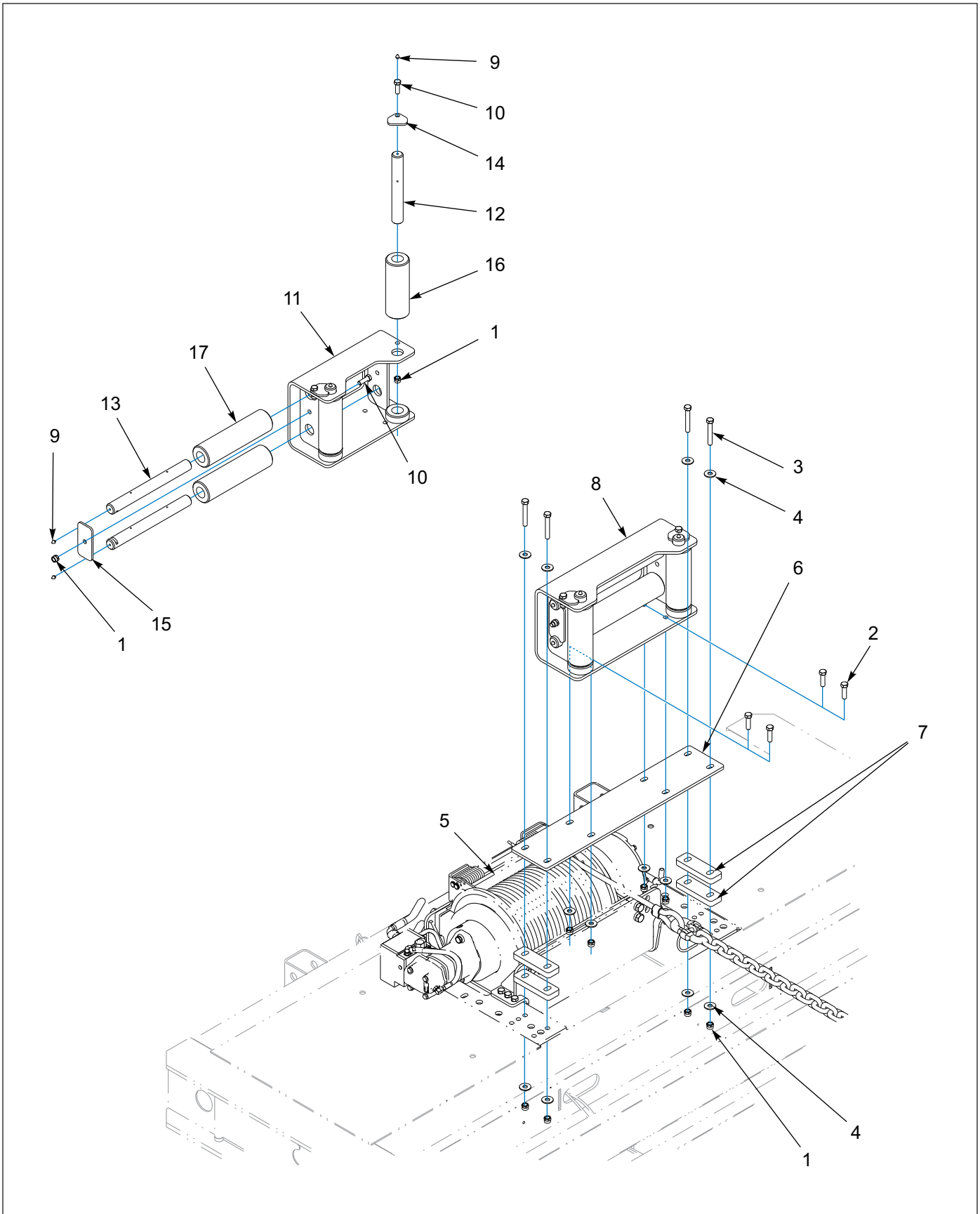


Figure 1-71: 4 Roller Guide Installation - 20K/30K (WARN)

4 Roller Guide Installation - 20K/30K (WARN)

ITEM	PART NUMBER	DESCRIPTION	QTY.
	162258	4 ROLLER GUIDE INSTALLATION, WARN	
1	1-512-010005-09	NUT, HEX LOCK 1/2-13 GRB	11
2	1-654-010055-04	SCREW, HEX HEAD CAP 1/2-13 X 1-1/2 GR5	4
3	1-654-010055-10	SCREW, HEX HEAD CAP 1/2-13 X 3-1/4 GR5	4
4	1-861-010032-15	WASHER, FLAT 1/2W	12
5	151818	WINCH INSTALLATION, 20K WARN	REF
5	155411	WINCH INSTALLATION, 30K WARN	REF
6	162259	PLATE, ROLLER GUIDE	1
7	162260	PLATE, ROLLER SPACER	4
8	3-352-010067-2	GUIDE ASSEMBLY, WINCH (ITEMS 1, & 9-17)	1
9	1-298-010001-1	FITTING, GREASE STR SHORT 1/4-28	6
10	1-654-010055-03	SCREW, HEX HEAD CAP 1/2-13 X 1-1/2 GR5	3
11	3-120-010494	BRACKET WELDMENT, 20K WINCH GUIDE	1
12	3-557-010543	PIN, VERTICAL ROLLER 20K GUIDE	2
13	3-557-010544	PIN, HORIZONTAL ROLLER 20K GUIDE	2
14	3-565-011792	PLATE, GUIDE LOCK TOP	2
15	3-565-011793	PLATE, GUIDE LOCK SIDE	1
16	3-645-010087	ROLLER, VERTICAL 20K WINCH GUIDE	2
17	3-645-010088	ROLLER, HORIZONTAL 20K WINCH GUIDE	2

Spare Tire - Options

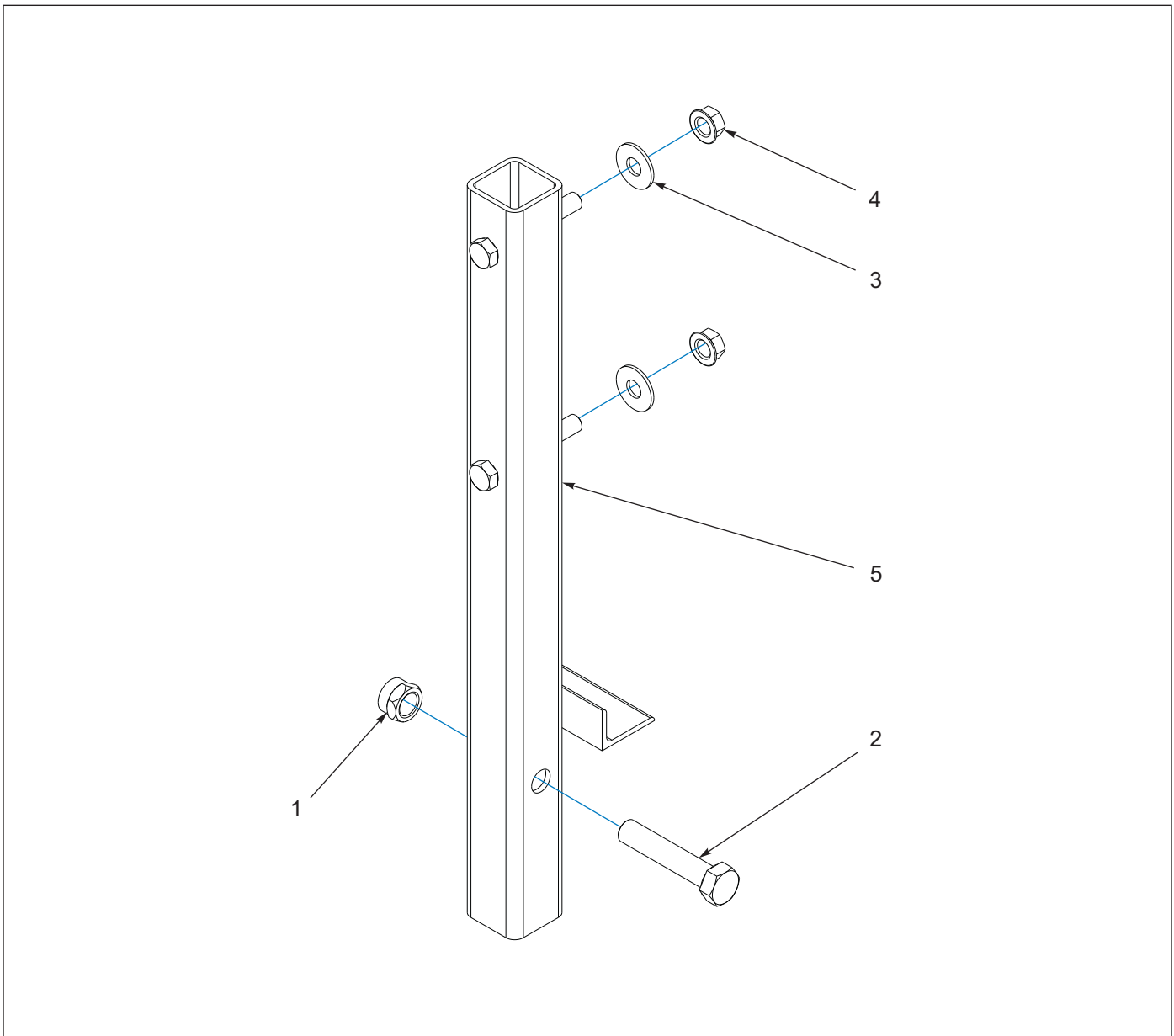


Figure 1-72: Spare Tire Mount Assembly

Spare Tire Mount Assembly

ITEM	PART NUMBER	DESCRIPTION	QTY.	
	130282	SPARE TIRE MOUNT ASSEMBLY	*	
	169641	SPARE TIRE MOUNT ASSEMBLY, 255 TIRES		*
1	1-512-010005-19	NUT, HEX LOCK 1-8 GRB	1	1
2	1-654-010065-15	SCREW, HEX HEAD CAP 1-8 X 5 GR5	1	1
3	1-861-010032-21	WASHER, FLAT, 3/4W	2	2
4	103841	NUT, FLANGE PREVAILING TORQUE 3/4-10	2	2
5	130280	MOUNT WELDMENT, SPARE TIRE	1	--
5	169639	MOUNT WELDMENT, SPARE TIRE, 255	--	1

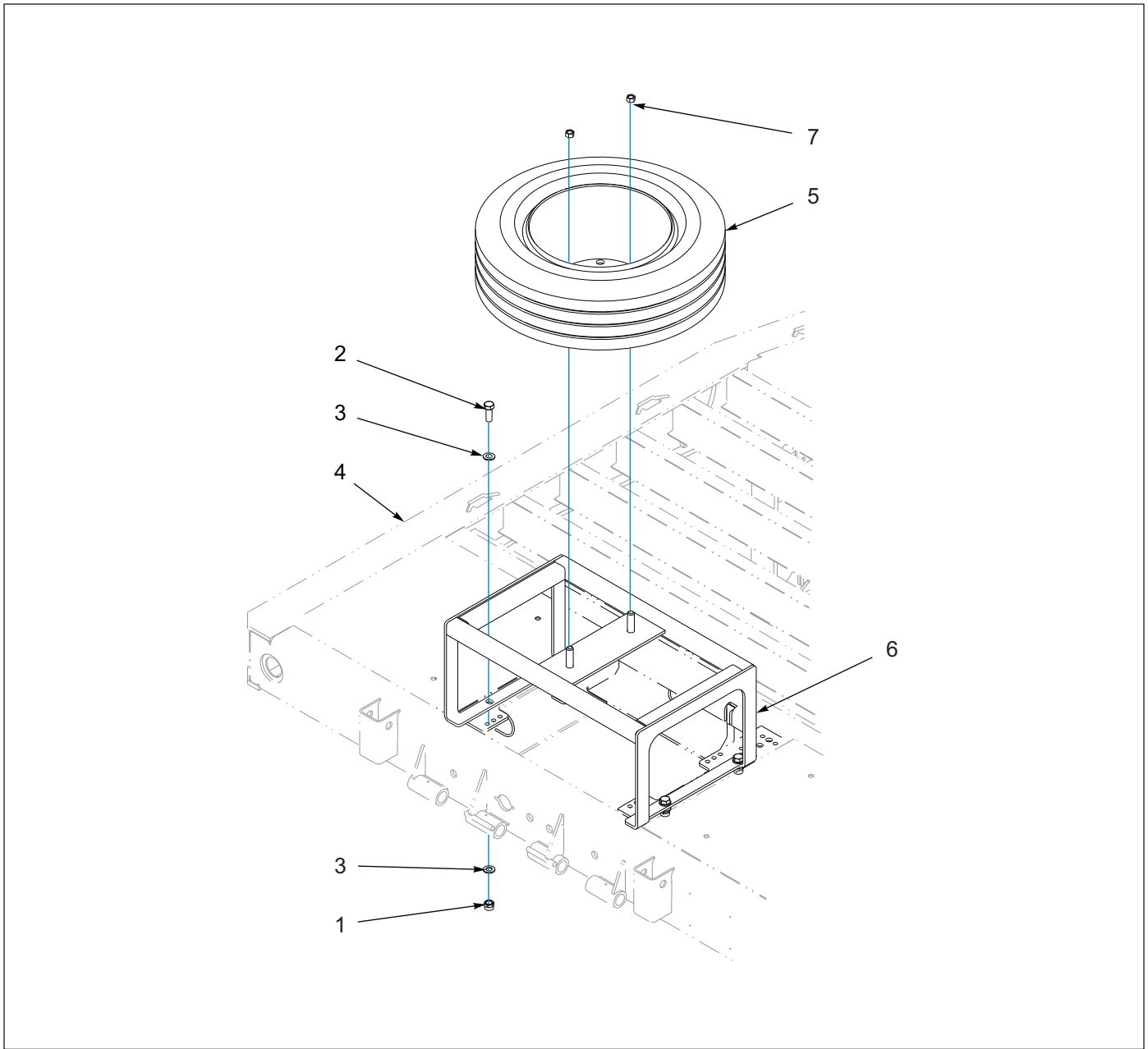


Figure 1-73: Spare Tire Mount Assembly - Horizontal

Spare Tire Mount Assembly - Horizontal

ITEM	PART NUMBER	DESCRIPTION	QTY.
	163790	HORIZONTAL SPARE TIRE MOUNT ASSEMBLY	
1	1-512-010005-15	NUT, HEX LOCK 3/4-10 GRB	4
2	1-654-010061-05	SCREW, HEX HEAD CAP 3/4-10 X 2 GR5	4
3	1-861-010032-20	WASHER, FLAT, 3/4N	2
4	----	GOOSENECK WELDMENT	REF
5	----	TIRE ASSEMBLY	REF
6	163791	MOUNT WELDMENT, HORIZONTAL SPARE TIRE	1
7	179933	NUT, HEX M22 X 1.5	2

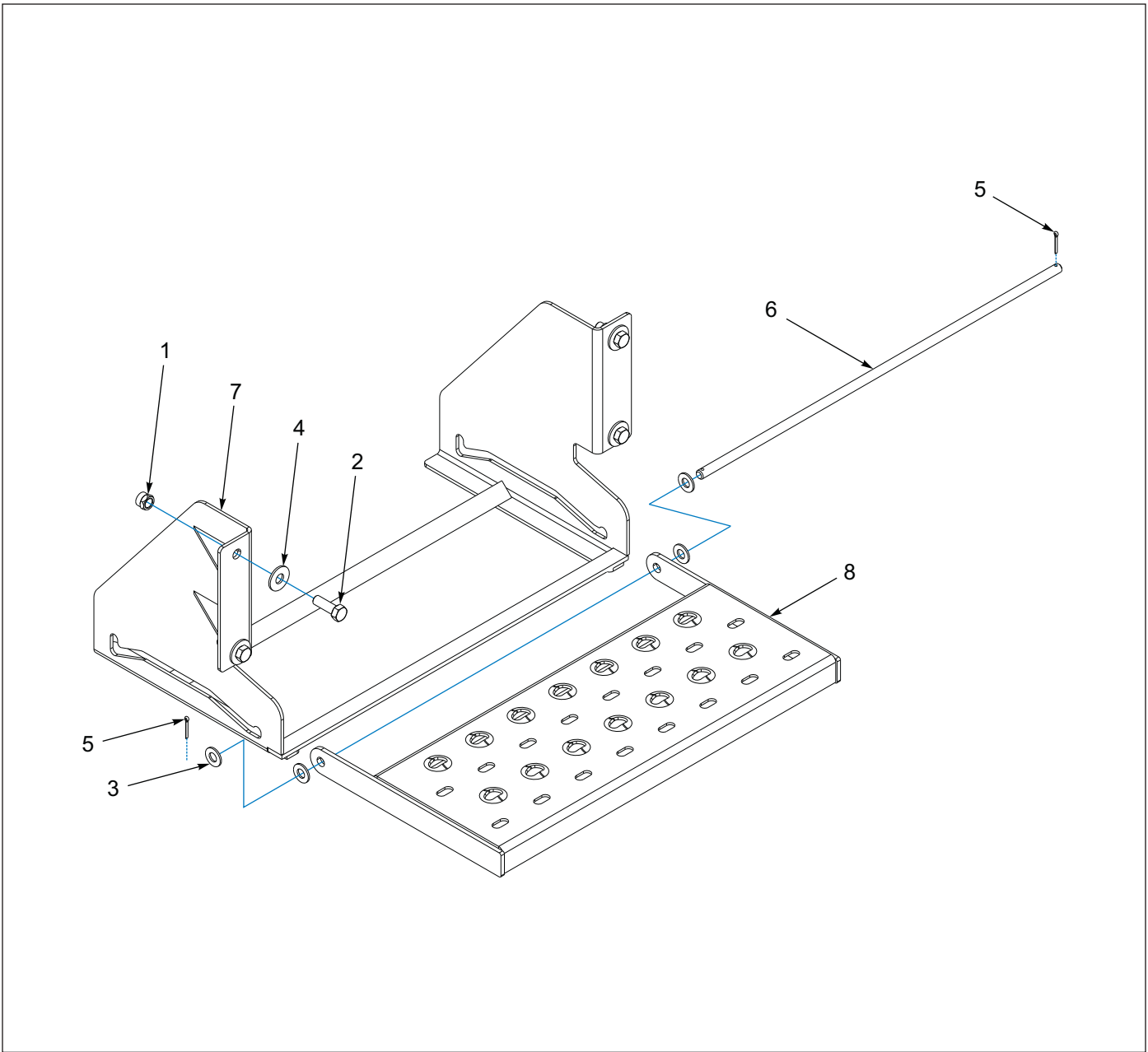


Figure 1-74: Retractable Step Assembly

Retractable Step Assembly

ITEM	PART NUMBER	DESCRIPTION	QTY.
	175632	RETRACTABLE STEP ASSEMBLY	
1	1-512-010005-09	NUT, HEX LOCK 1/2-13 GRB	4
2	1-654-010055-03	SCREW, HEX HEAD CAP 1/2-13 X 1-1/2 GR5	4
3	1-861-010032-14	WASHER, FLAT 1/2	4
4	1-861-010032-15	WASHER, FLAT 1/2W	4
5	101386	PIN, COTTER 1/8 X 1	2
6	175625	PIN, SLIDING RETRACTABLE STEP	1
7	175633	STEP MOUNT, RETRACTABLE	1
8	175638	STEP WELDMENT, RETRACTABLE	1

Toolboxes - Options

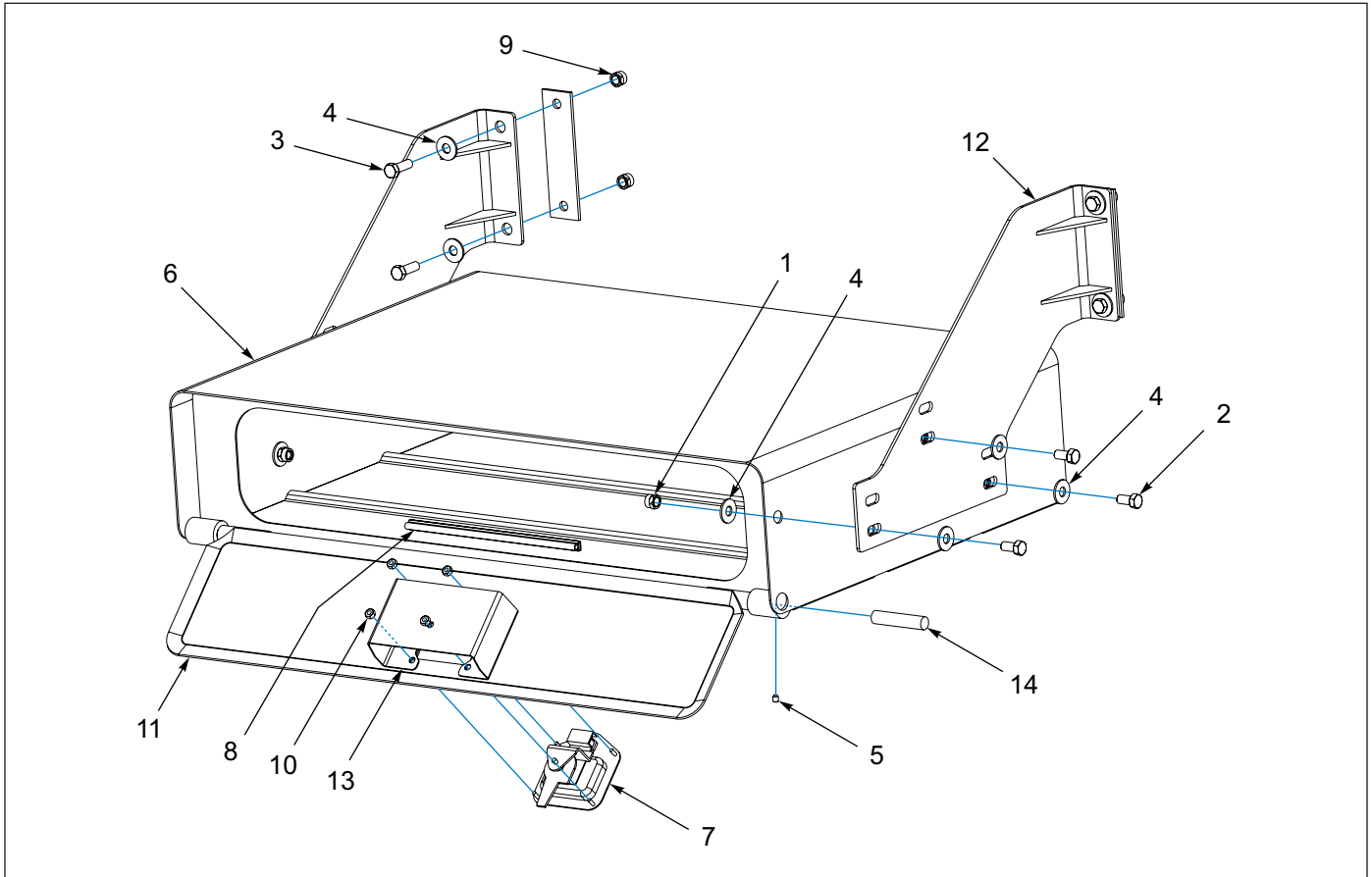


Figure 1-75: Toolbox Installation - Steel/Aluminum Door

Toolbox Installation - Steel/Aluminum Door

ITEM	PART NUMBER	DESCRIPTION	QTY.
	114807	TOOLBOX INSTALLATION STEEL DOOR	
	116628	TOOLBOX INSTALLATION ALUMINUM DOOR	1
1	1-512-010005-09	NUT, HEX LOCK 1/2-13 GRB	10
2	1-654-010055-02	SCREW, HEX HEAD CAP 1/2-13 X 1-1/4 GR5 (USED W/ 114807)	6
2	1-654-010055-01	SCREW, HEX HEAD CAP 1/2-13 X 1 GR5 (USED W/ 116628)	6
3	1-654-010055-03	SCREW, HEX HEAD CAP 1/2-13 X 1-1/2 GR5	4
4	1-861-010032-15	WASHER, FLAT 1/2W	16
5	107-0975	SCREW, SET LOCK 5/16-18 X 3/8	2
6	114808	TOOLBOX WELDMENT	1
7	114814	LATCH FOLDING T LOCKABLE	1
8	114815	SEAL, SPONGE RUBBER TRIM	7
9	115843	BAR, BACKUP TOOLBOX MOUNTING	2
10	115877	NUT, HEAVY HEX 1/4-20 GR5	4
11	116623	DOOR WELDMENT STEEL TOOLBOX (USED W/ 114807)	1
11	116624	DOOR WELDMENT ALUMINUM TOOLBOX (USED W/ 116628)	1
12	117860	BRACKET, WELDMENT TOOLBOX MOUNTING	2
13	153420	TOOLBOX LATCH SHIELD	1
14	RPRB59004X3H	BAR, ROUND 3/4 X 3-1/2 NYLATRON	2

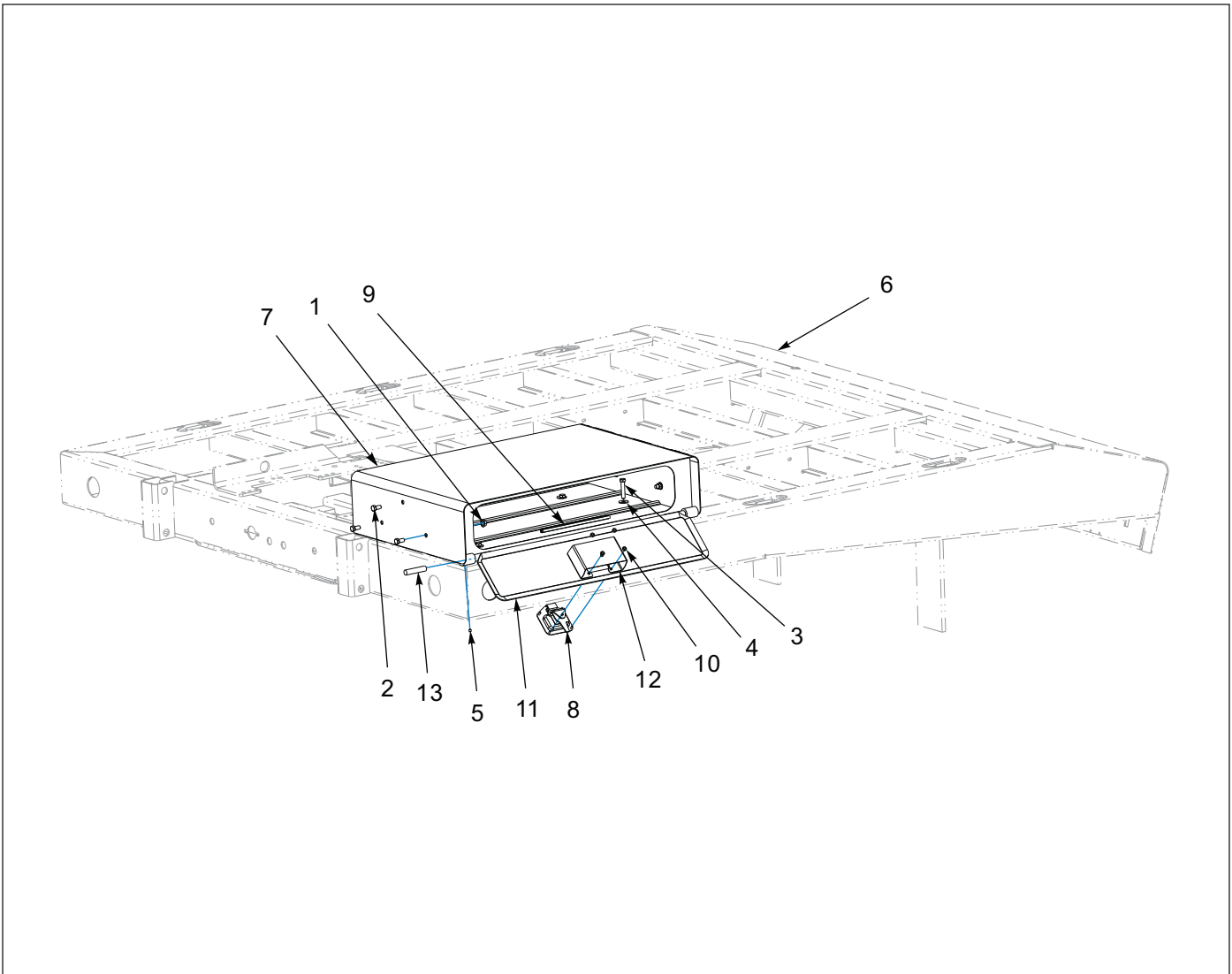


Figure 1-76: Toolbox Installation - Upper Deck

Toolbox Installation - Upper Deck

ITEM	PART NUMBER	DESCRIPTION	QTY.
	125399	UPPER DECK TOOLBOX INSTALLATION	
1	1-510-010003-09	NUT, FLANGE HEAD SERRATED 1/2-13	10
2	1-654-010055-01	SCREW, HEX HEAD CAP 1/2-13 X 1 GR5	6
3	1-654-010055-07	SCREW, HEX HEAD CAP 1/2-13 X 2-1/2 GR5	6
4	1-861-010032-15	WASHER, FLAT 1/2W	16
5	107-0975	SCREW, SET LOCK 5/16-18 X 3/8	2
6	-----	GOOSENECK WELDMENT	REF
7	114808	TOOLBOX WELDMENT	1
8	114814	LATCH, FOLDING T LOCKABLE	1
9	114815	SEAL SPONGE RUBBER TRIM	7
10	115877	NUT, HEAVY HEX 1/4-20 GR5	4
11	116623	DOOR WELDMENT STEEL TOOLBOX	1
12	153420	TOOLBOX LATCH SHIELD	1
13	RPRB59004X3H	BAR ROUND, 3/4DIA X 3-1/2 NYLATRON	2

Upper Deck - Options

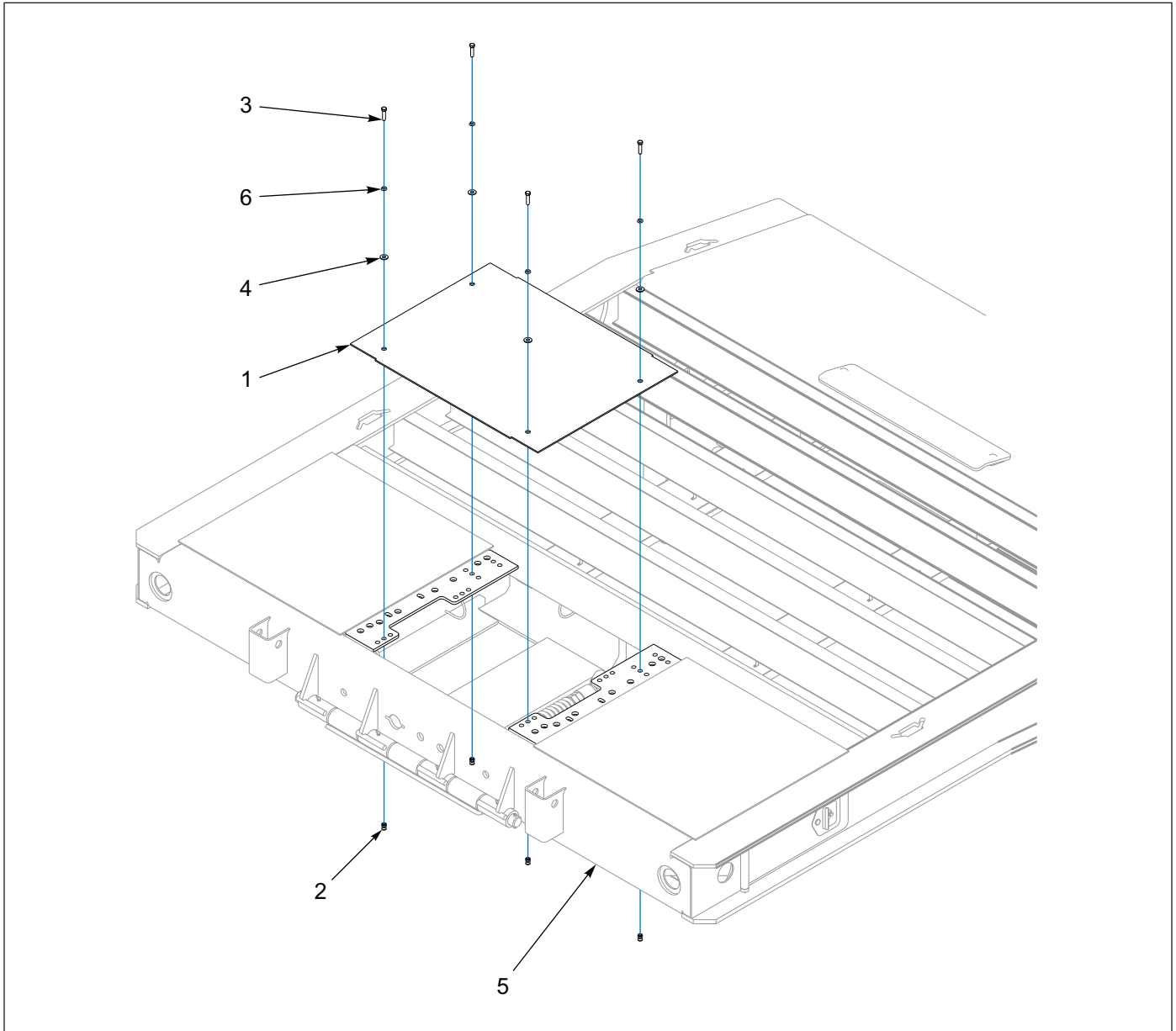


Figure 1-77: Upper Deck Cover Assembly

Upper Deck - Cover Assembly

ITEM	PART NUMBER	DESCRIPTION	QTY.
	137635	COVER ASSEMBLY, UPPER DECK	
1	137634	COVER, UPPER DECK	1
2	139254	NUTSERT, 3/8-16	4
3	1-654-010051-07	SCREW, HEX HEAD CAP 3/8-16 X 1-1/2 GR5	4
4	1-861-010032-11	WASHER, FLAT 3/8W	4
5	130552	FRAME ASSEMBLY, GOOSENECK	REF
6	1-861-010034-11	WASHER, SPLIT LOCK 3/8	4
7	1-007-010025	PLUG, O-RING BOSS 3/4-16 (NOT SHOWN)	1

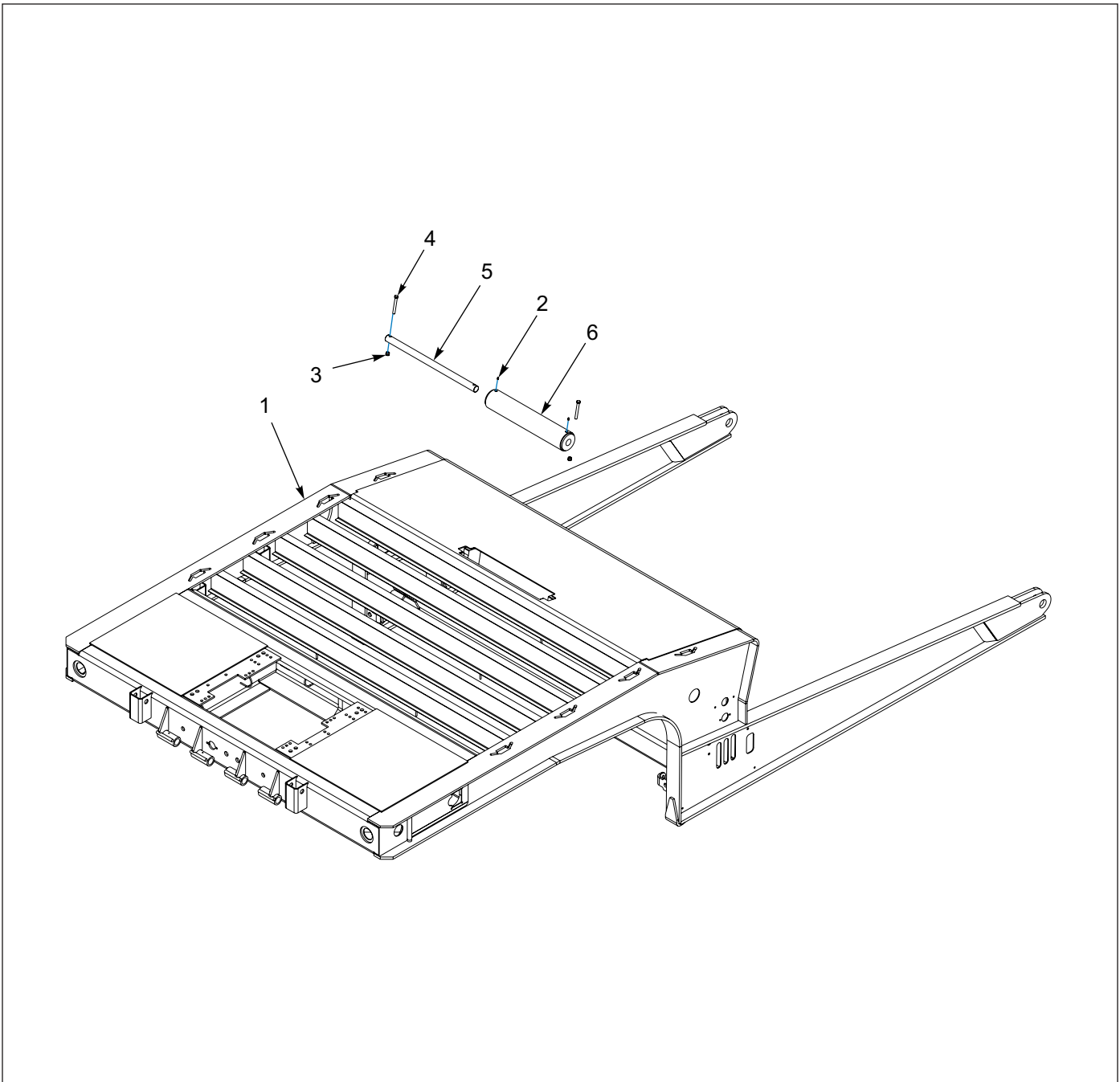


Figure 1-78: Upper Deck - Roller Installation

Upper Deck - Roller Installation

ITEM	PART NUMBER	DESCRIPTION	QTY.
	131895	UPPER DECK ROLLER INSTALLATION	
1	130662	GOOSENECK WELDMENT	REF
2	1-298-010001-1	FITTING, GREASE 1/4-28 STR SHORT	2
3	1-512-010005-09	NUT, HEX LOCK 1/2-13 GRB	2
4	1-654-010055-13	SCREW, HEX HEAD CAP 1/2-13 X 4 GR5	2
5	3-642-010134	ROLLER ROD	1
6	3-645-010059	ROLLER WELDMENT, CABLE U/D	1

Winches - Options

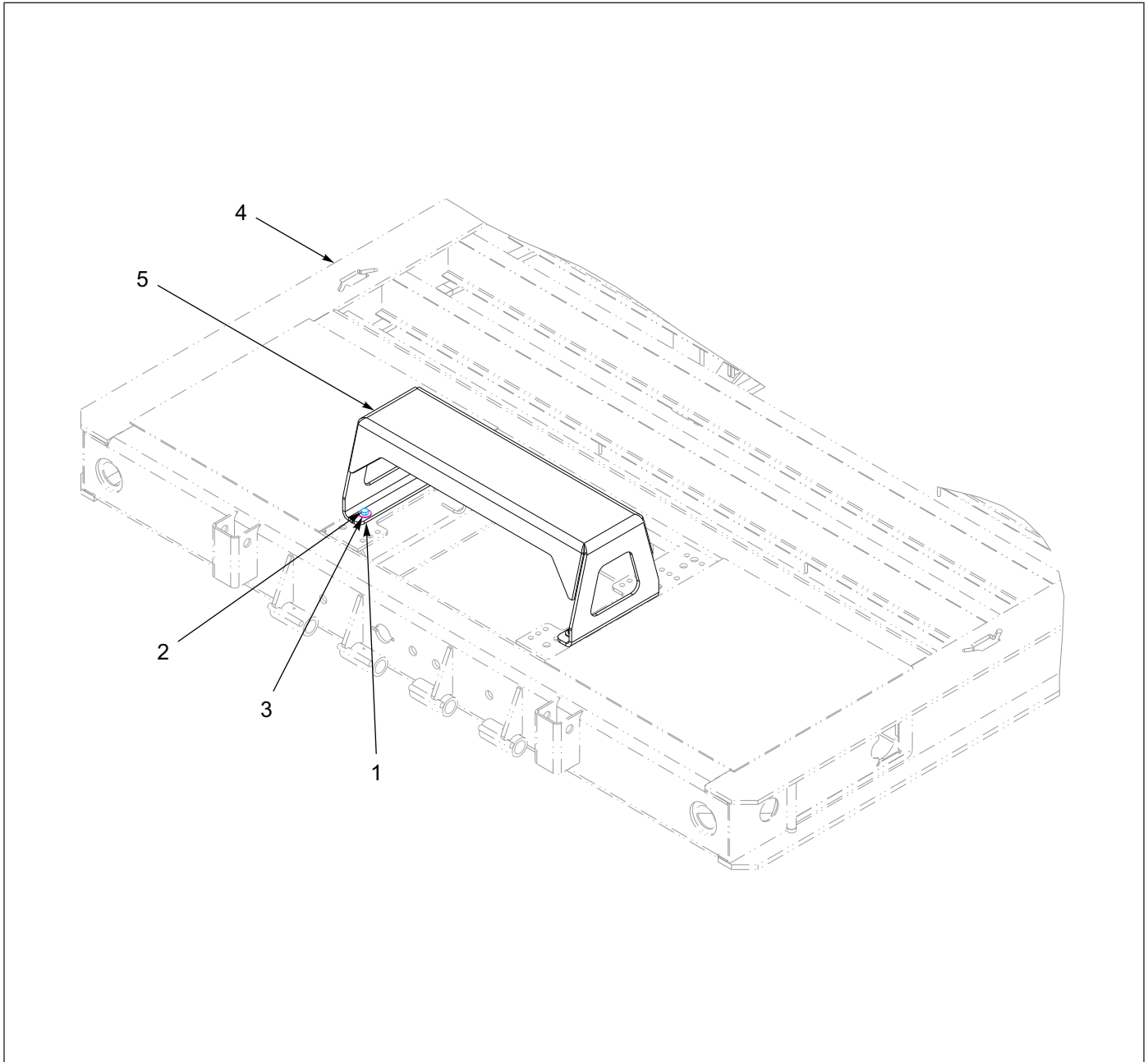


Figure 1-79: Winch - 12K/20K Guard Installation (BRADEN)

Winch - 12K/20K Guard Installation (BRADEN)

ITEM	PART NUMBER	DESCRIPTION	QTY.
	145598	12/20K WINCH GUARD INSTALLATION	
1	1-512-010005-09	NUT, HEX LOCK 1/2-13	4
2	1-654-010055-05	SCREW, HEX HEAD CAP 1/2-13 X 2 GR5	4
3	1-861-010032-15	WASHER, FLAT 1/2	8
4	-----	GOOSENECK WELDMENT	REF
5	145599	GUARD, WINCH 12/20K BRADEN	1

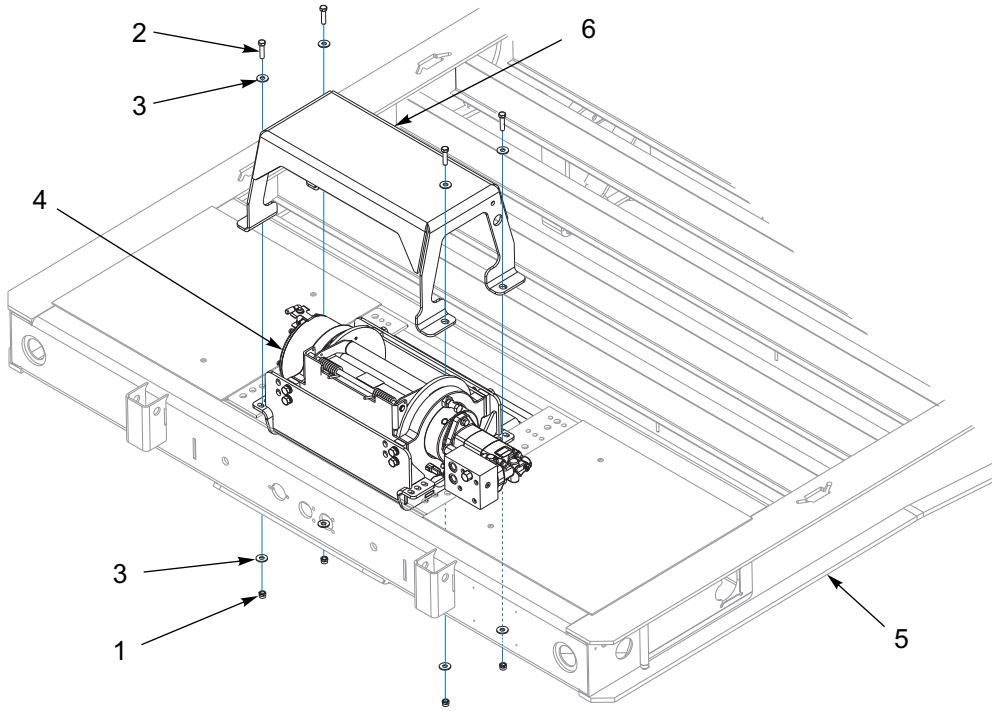


Figure 1-80: Winch - 20K/30K Guard Installation (WARN)

Winch - 20K/30K Guard Installation (WARN)

ITEM	PART NUMBER	DESCRIPTION	QTY.
	191832	20K/30K WINCH GUARD INSTALLATION (REF ONLY)	
1	1-512-010005-09	NUT, HEX LOCK 1/2-13	4
2	1-654-010055-05	SCREW, HEX HEAD CAP 1/2-13 X 2 GR5	4
3	1-861-010032-15	WASHER, FLAT 1/2	8
4	174552	FRAME WELDMENT	REF
5	186901	WLDMT, GOOSENECK, US 400	REF
6	191831	GUARD, WINCH 20K/30K WARN	REF

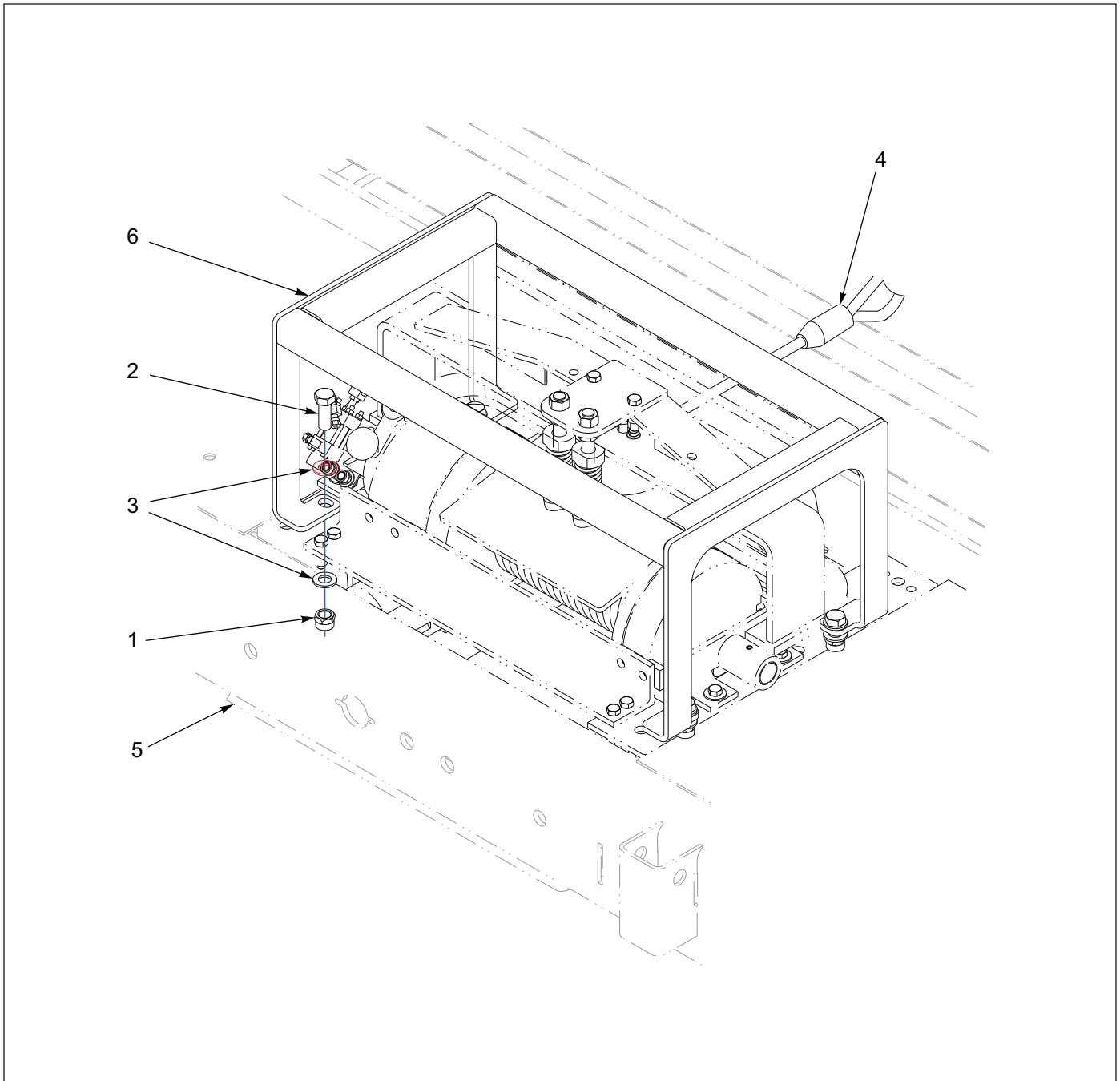


Figure 1-81: Winch - 20K Pivot Guard Installation

Winch - 20K Pivot Guard Installation

ITEM	PART NUMBER	DESCRIPTION	QTY.
	163769	GUARD INSTALLATION, WINCH 20K PIVOT	
1	1-512-010005-15	NUT, HEX LOCK 3/4-10 GRB	4
2	1-654-010061-05	SCREW, HEX HEAD CAP 3/4-10 X 2 GR5	4
3	1-861-010032-20	WASHER, FLAT, 3/4N	2
4	123210	WINCH, 20K GUIDE AIR TEN/REL	REF
5	-----	GOOSENECK WELDMENT	REF
6	163770	MOUNT WELDMENT, HORIZONTAL SPARE TIRE	1

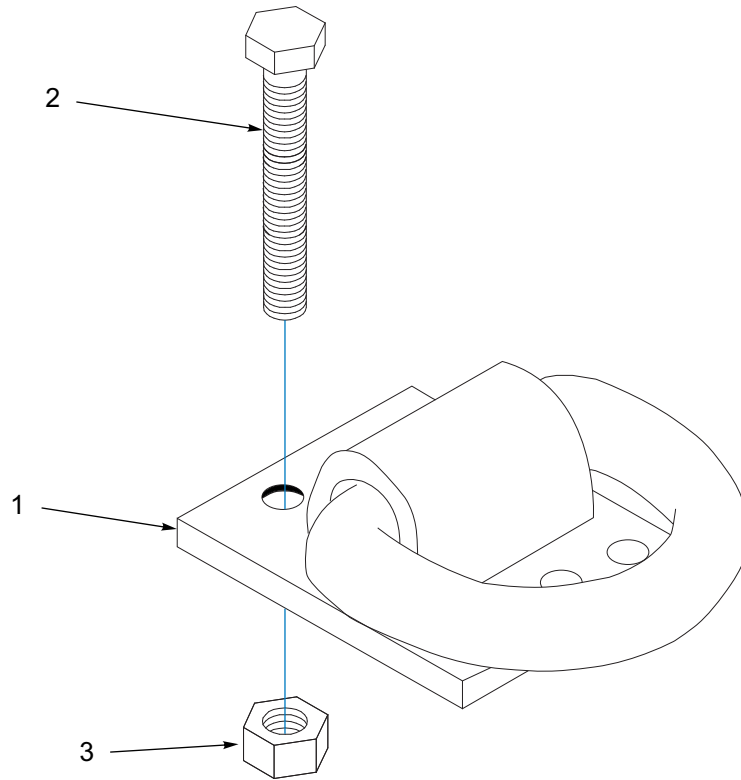


Figure 1-82: Winch - Tie Down Installation

Winch - Tie Down Installation

ITEM	PART NUMBER	DESCRIPTION	QTY.
	3-793-010041	TIE DOWN INSTALLATION WINCH D-RING	
1	3-793-010040	TIE DOWN, WINCH	1
2	1-654-010055-03	SCREW, HEX HEAD CAP 1/2-13 X 1-1/2 GR5	6
3	1-512-010005-09	NUT, HEX LOCK 1/2-13 GRB	6

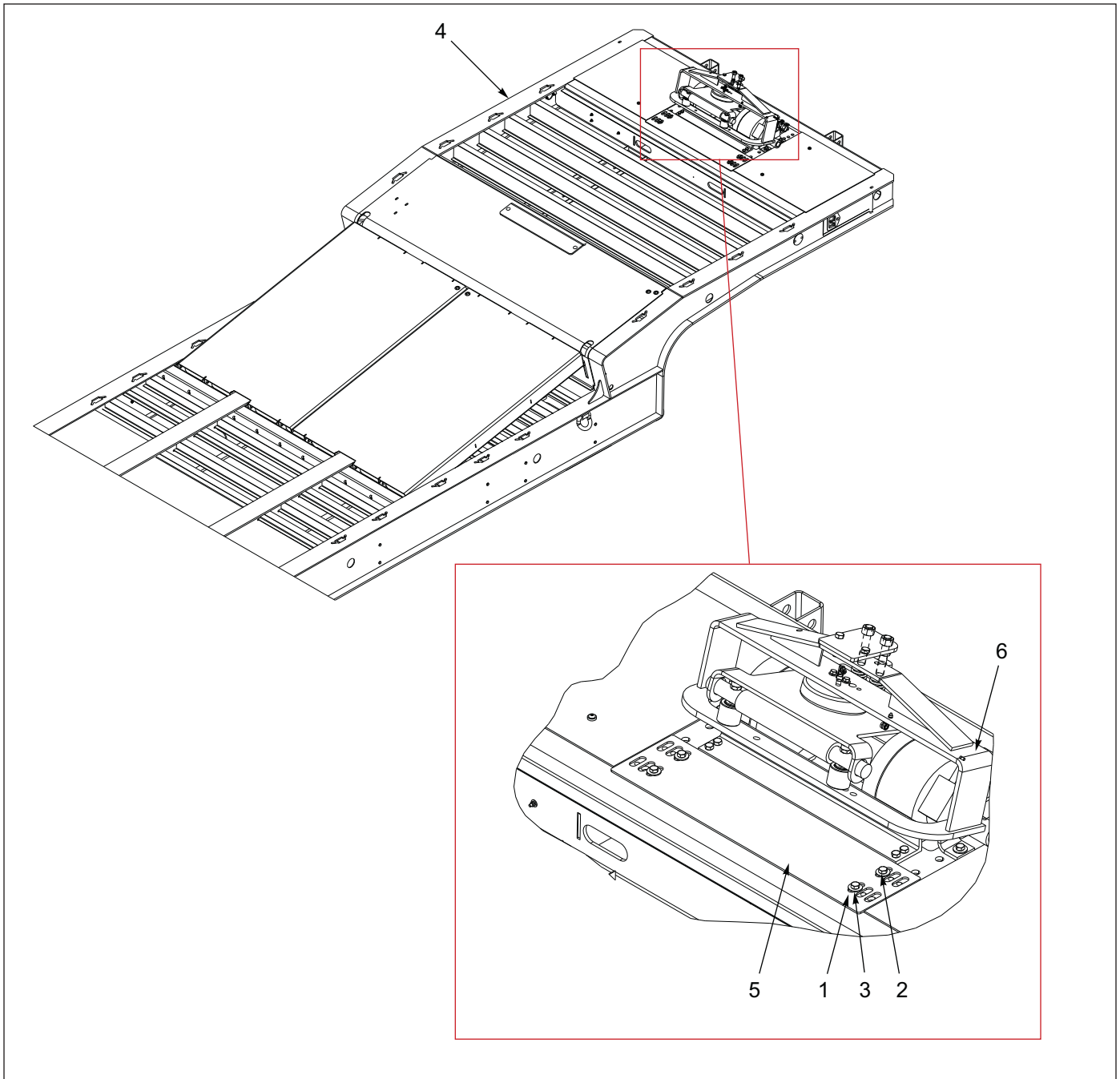


Figure 1-83: Winch - Trim Plate Installation

Winch - Trim Plate Installation

ITEM	PART NUMBER	DESCRIPTION	QTY.
	166767	WINCH TRIM PLATE INSTALLATION	
1	1-510-010003-09	NUT,1/2-13 FLANGE HD,SERRATED	4
2	1-654-010055-03	SCREW,HEX CAP,1/2-13UNCX1-1/2	4
3	1-861-010032-15	WASHER, FLAT 1/2 W ZP/CD	4
4	-----	FRAME ASSY, 930-36	REF
5	204160	PLATE, WINCH TRIM REAR WINCH	1
6	3-873-010140-06	WINCH 660-20AT-AS-CR WL ONLY	REF

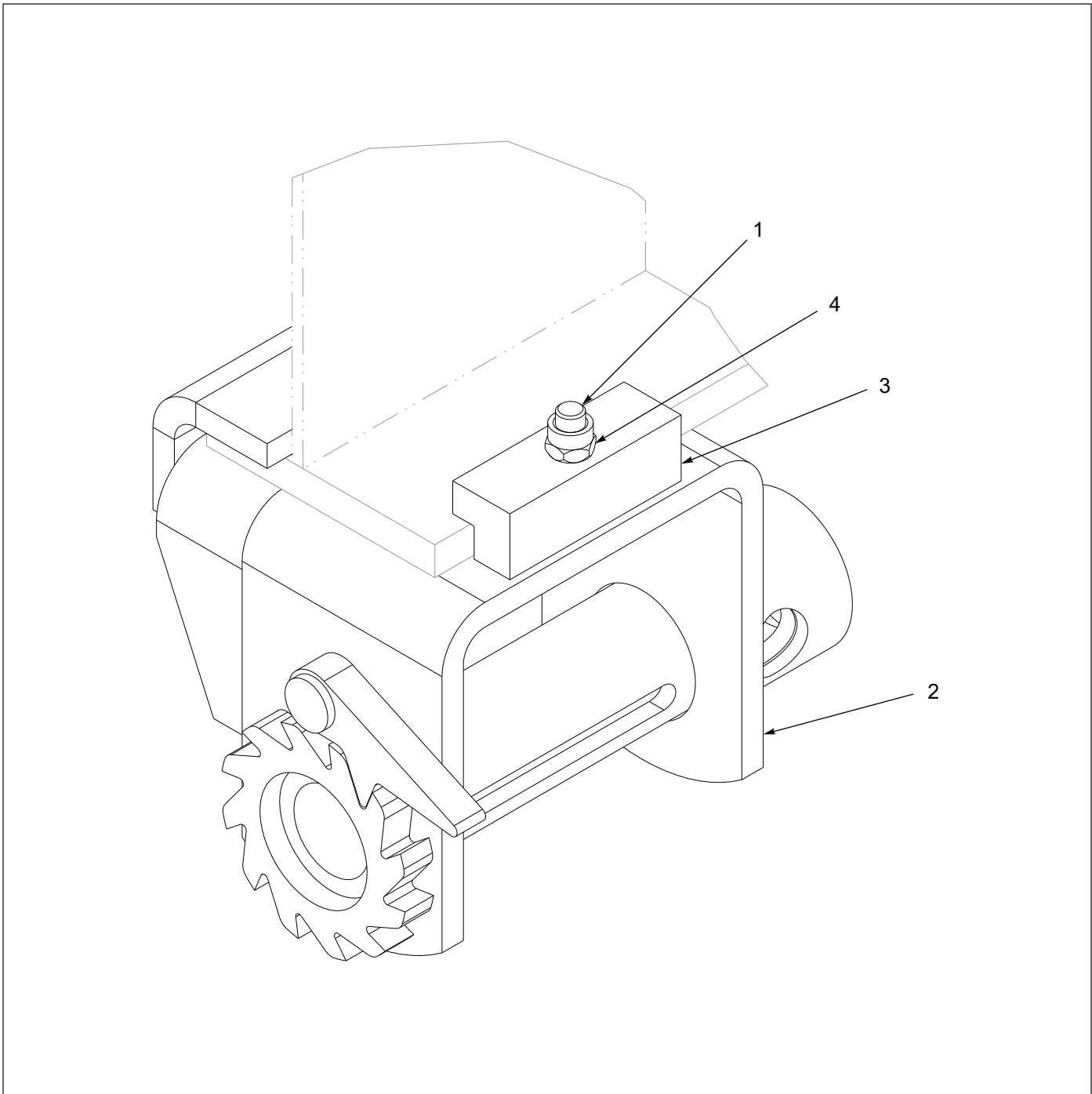


Figure 1-84: Winch - 4" Webbing Sliding Assembly

Winch - 4" Webbing Sliding Assembly

ITEM	PART NUMBER	DESCRIPTION	QTY.
	142923	WINCH ASSEMBLY, 4" WEBBING SLIDING	
1	134781	CLAMP, SLIDING WEB WINCH	1
2	142924	WINCH, WEBBING SLIDE MODIFICATION	1
3	1-512-010005-05	NUT, HEX LOCK 3/8-16 GRB	1
4	1-654-010051-09	SCREW, HEX HEAD CAP 3/8-16 X 2 GR5	1

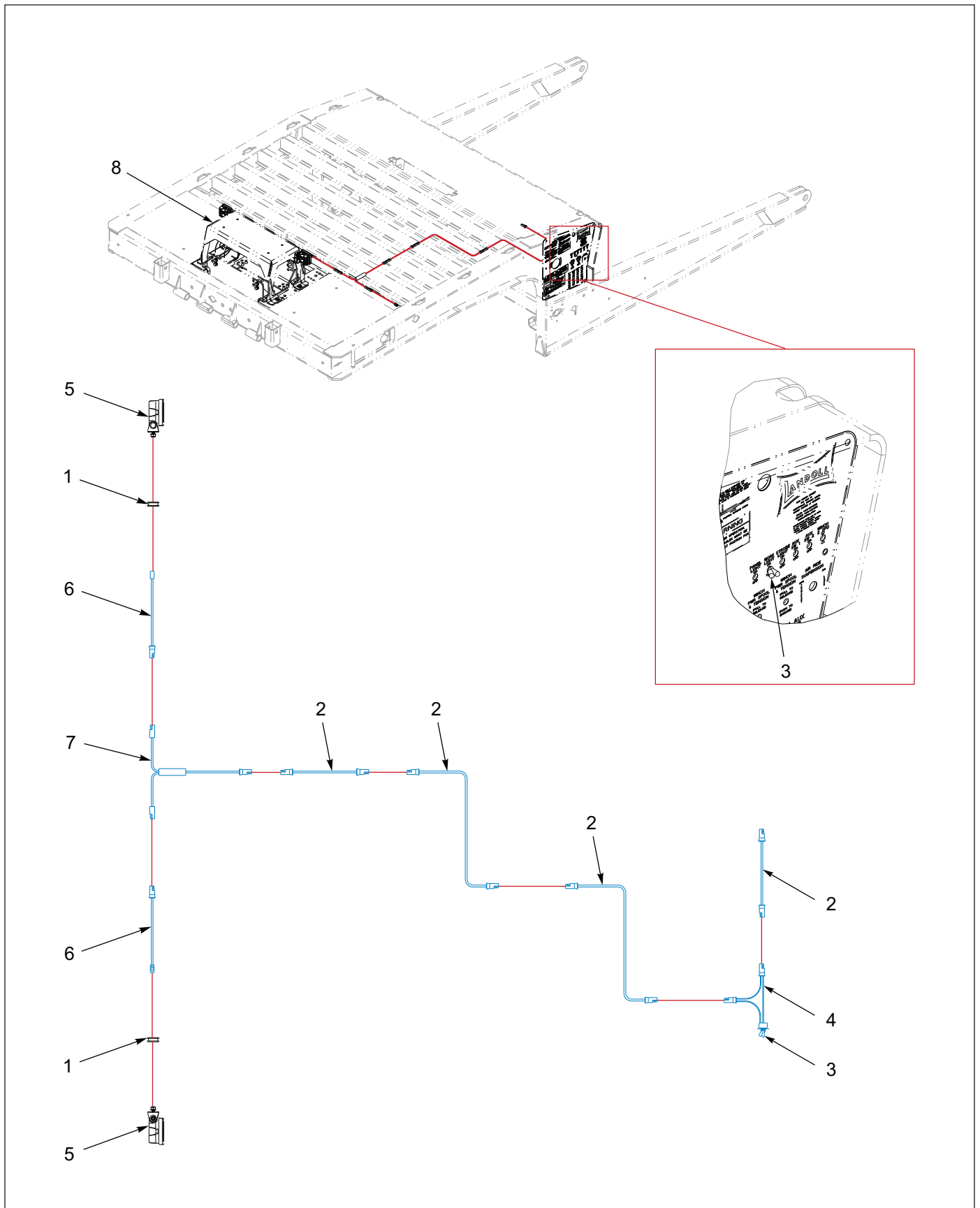


Figure 1-85: Winch - Work Light Installation

Winch - Work Light Installation

ITEM	PART NUMBER	DESCRIPTION	QTY.
	191833	WINCH WORK LIGHT INSTALLATION	
1	1-343-010011	GROMMET	2
2	3-368-010252	HARNESS ASSEMBLY, BULKHEAD LIGHT EXTENSION	4
3	81264	RUBBER BOOT FOR ELECT SWITCH	1
4	150117	TOGGLE SWITCH SEALED SPST	1
5	163996	LIGHT LED WHITE FLOOD LAMP	2
6	164052	HARNESS, 60" BRANCH WORK LIGHT	2
7	169853	HARNESS, JUMPER T-POWER	1
8	191832	20K/30K WINCH GUARD INSTALLATION (SEE PAGE 1-136)(REF ONLY)	1

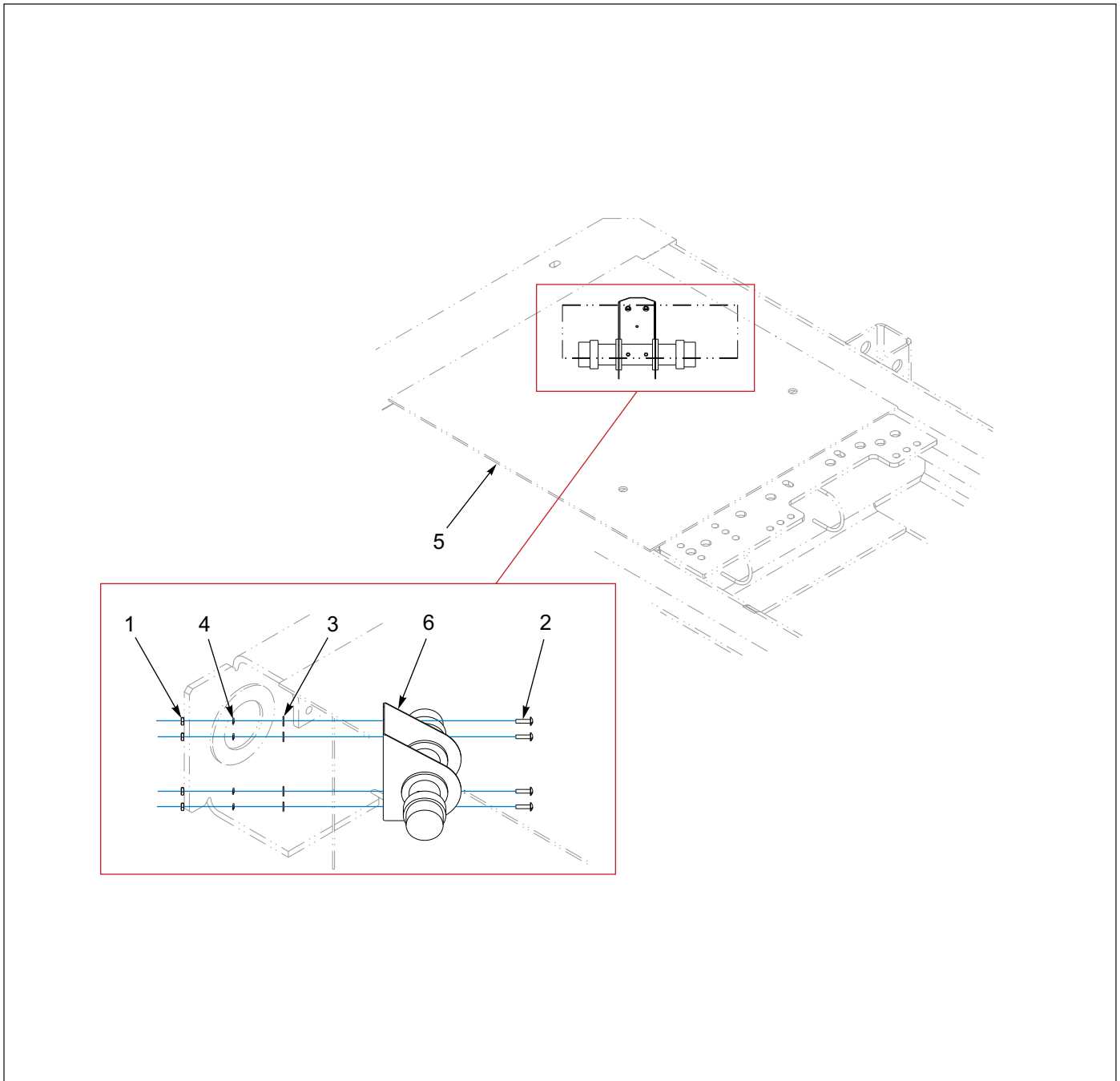


Figure 1-86: Registration Holder Installation

Registration Holder Installation

ITEM	PART NUMBER	DESCRIPTION	QTY.
	175989	REGISTRATION HOLDER INSTALLATION	
1	1-512-010007-03	NUT, HEX LOCK 10-24	4
2	1-656-010003051	SCREW, RD HEAD SQ NECK 10-24 X 3/4	4
3	1-861-010032-03	WASHER, FLAT #10	4
4	1-861-010034-07	WASHER, FLAT #10	4
5	-----	GOOSENECK WELDMENT	REF
6	174598	REGISTRATION CARD HOLDER	1

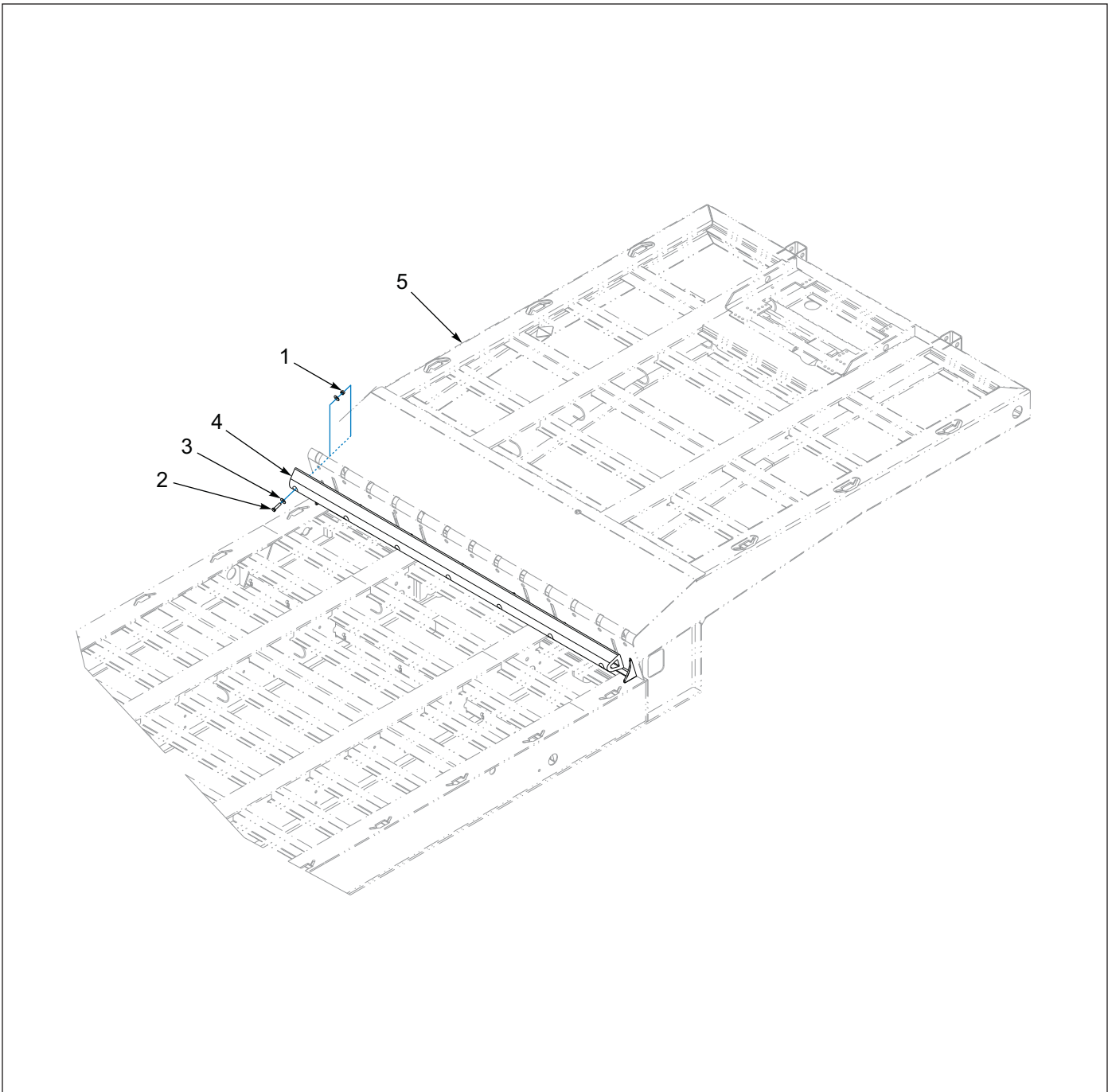


Figure 1-87: Rubber Bumper Stop

Rubber Bumper Stop

ITEM	PART NUMBER	DESCRIPTION	QTY.
	133470	RUBBER BUMPER STOP	
1	1-512-010005-09	NUT, HEX LOCK 1/2-13 GRB	7
2	1-654-010055-05	SCREW, HEX HEAD CAP 1/2-13 X 2 GR5	7
3	1-861-010032-15	WASHER, FLAT 1/2W	14
4	106611	BUMPER, REAR TRAILER	1
5	----	FRAME WELDMENT	REF

TABLE OF CONTENTS

Index

Symbols

#242 LOCKTITE 1-77

Numerics

005-074-00 1-55
005-079-00 1-55, 1-57
005-096-00 1-57
005-098-00 1-55, 1-57
005-099-00 1-55, 1-57
006-099-00 1-55, 1-57
006-114-00 1-55, 1-57
006-115-00 1-55, 1-57
007-139-00 1-55, 1-57
010-052-00 1-55, 1-57
014-065-00 1-57
034-031-00 1-55, 1-57
034-032-00 1-55, 1-57
034-048-00 1-55, 1-57
034-057-01 1-57
034-057-07 1-55
034-058-01 1-57
034-058-07 1-55
034-188-03 1-55
034-189-03 1-55
034-193-05 1-57
040-180-00 1-57
040-320-01 1-55
046-096-00 1-57
046-097-00 1-55, 1-57
056-018-00 1-55, 1-57
069-078-00 1-55, 1-57
071-122-00 1-57
100401 1-59
100402 1-59

100600 1-67, 1-73, 1-77
1-007-010025 1-133
10078 1-70, 1-81
100939 1-11
101003 1-63
101386 1-130
101528 1-41, 1-43
101847 1-55, 1-57
101848 1-64
101849 1-64
101855 1-7
102-0323 1-27
102-1112 1-27
102186 1-73
102187 1-77
102188 1-77
102363 1-53
102364 1-53
102732 1-45, 1-47, 1-49
103738 1-47
103783 1-59
103805 1-55
103841 1-128
103861 1-61, 1-64
104243 1-97
1046 1-85
105281 1-27
105408 1-53
105479 1-27, 1-28
105480 1-27, 1-28
105481 1-27, 1-28
105482 1-27, 1-28
105483 1-27, 1-28
105822 1-27
106611 1-144

106956	1-81	11130	1-69
107-0975	1-15, 1-131, 1-132	11133	1-69
107368	1-77, 1-83	11142	1-69
107369	1-77, 1-83	11144	1-69
107887	1-15, 1-17	112047	1-59
108439	1-91, 1-95	11240	1-70
108541	1-59	112493	1-59
108801	1-28, 1-61, 1-63, 1-77, 1-87, 1-91, 1-95	112678	1-97
108802	1-28, 1-61, 1-63	112679	1-97
108969	1-15	112986	1-113
109161	1-101	112987	1-113
109177	1-47, 1-50	11308	1-69
109533	1-53	11309	1-81
109711	1-101	11310	1-81
109712	1-101	113532	1-15
110448	1-82	113536	1-59
110451	1-82	11368	1-69
110452	1-70, 1-82	11398	1-82
110975	1-59	11402	1-81
110976	1-59	11407	1-81
111008	1-53	11411	1-81
111010	1-53	11419	1-81
111011	1-53	11420	1-81
111012	1-53	11421	1-81
111013	1-53	11425	1-81
111014	1-53	11426	1-82
111015	1-53	11429	1-81
111016	1-53	11430	1-81
111017	1-53	11431	1-81
111018	1-53	11434	1-81
111019	1-53	11440	1-81
111021	1-49	11441	1-81
111022	1-53	11446	1-81
111023	1-53	114584	1-61, 1-64
11117	1-69	114586	1-63, 1-64
111276	1-118, 1-119, 1-120	114588	1-64
11128	1-69	114619	1-59
11129	1-69	114807	1-131

114808	1-131, 1-132	12420301-017	1-7
114814	1-11, 1-131, 1-132	124549	1-81
114815	1-131, 1-132	124588	1-61
114983	1-101	124590	1-63
115761	1-61	12465	1-81
115762	1-61	125399	1-132
115843	1-131	125799	1-109
115877	1-11, 1-131, 1-132	125892	1-77
11599	1-81	126900	1-53
116378	1-67	12767	1-82
116623	1-131, 1-132	127708	1-53
116624	1-131	12783	1-81
116628	1-131	128137	1-107
116800	1-101	128138	1-107
117544	1-11	128152	1-107
117558	1-99	128153	1-107
117559	1-99	12817	1-69
117560	1-63	128414	1-107, 1-109
117561	1-99	129006	1-53
117565	1-11	129572	1-113
117860	1-131	129573	1-113
11791	1-82	1-297-010007-04	1-78
118-2659-9	1-61, 1-63	1-297-010007-05	1-15, 1-17, 1-78, 1-87, 1-91, 1-95
11837	1-69	1-297-010007-11	1-47, 1-102, 1-103, 1-105
119146	1-11	1-297-010007-14	1-17
119621	1-77	1-297-010007-15	1-87
119622	1-77	1-297-010007-16	1-29
119949	1-99	1-297-010008-05	1-78
120660	1-30	1-297-010008-07	1-17, 1-45, 1-47, 1-78, 1-87, 1-91, 1-95
12073	1-81	1-297-010008-18	1-17, 1-45, 1-47, 1-61, 1-63
12075	1-69	1-297-010008-23	1-61, 1-63
121031	1-27	1-297-010009-02	1-102, 1-103
12146	1-82	1-297-010010-01	1-17, 1-47
122154	1-119, 1-120	1-297-010010-03	1-45, 1-47
122346	1-61	1-297-010010-04	1-45, 1-47, 1-102, 1-103, 1-105
123210	1-137	1-297-010011-02	1-78
123403	1-21, 1-23	1-297-010012-16	1-61, 1-63
123882	1-59		

1-297-010013-12	1-29	136848	1-107
1-297-010013-16	1-61, 1-63	136849	1-107
1-297-010014-02	1-105	136891	1-23
1-297-010015-07	1-61, 1-63	136900	1-23
1-297-010015-09	1-17, 1-87	136907	1-23
1-297-010015-11	1-63	13696	1-23
1-297-010018-03	1-78, 1-91, 1-95	136991	1-55
1-297-010019-05	1-78, 1-91, 1-95	136992	1-55
1-297-010020-02	1-17, 1-78, 1-87	137069	1-15
1-297-010022-02	1-17, 1-78, 1-87	137108	1-59
1-297-010031-02	1-78	137503	1-23
1-297-010032-03	1-78	137504	1-23
1-298-010001-1	1-123, 1-125, 1-127, 1-134	137634	1-133
129985	1-15	137635	1-133
13005	1-69	137974	1-101
13028	1-70, 1-82	1-382-010035-06	1-95
130280	1-128	13839	1-69
130282	1-128	1-384-010038024	1-63
130552	1-133	1-384-010038054	1-61
130662	1-125, 1-134	1-384-010038072	1-63
131196	1-11	1-384-010038076	1-61, 1-63
131895	1-134	1-384-010038084	1-63
132833	1-95	139254	1-133
133470	1-144	139256	1-99
13424	1-70, 1-82	139464	1-15
1-343-010006	1-109, 1-115	139465	1-15, 1-17
1-343-010007	1-118, 1-119, 1-120	139478	1-82
1-343-010011	1-142	139479	1-81
134608	1-107	139525	1-91, 1-95
134616	1-107	139552	1-78
134657	1-87, 1-91, 1-95	1-397-010301170	1-67, 1-73, 1-78
13468	1-69	1-397-010302172	1-67, 1-73, 1-78
134781	1-140	140802	1-77
134912	1-15	141606	1-15
135181	1-11	141607	1-17, 1-29, 1-103, 1-105
135184	1-77, 1-87, 1-91	142545	1-41, 1-43
136224	1-27	142553	1-41, 1-43
13680	1-70	142895	1-102

142923	1-140	1-512-010005-05	1-11, 1-21, 1-23, 1-27, 1-48, 1-61, 1-63, 1-67, 1-73, 1-78, 1-99, 1-107, 1-118, 1-119, 1-120, 1-140
142924	1-140	1-512-010005-09	1-11, 1-25, 1-67, 1-73, 1-77, 1-83, 1-87, 1-107, 1-109, 1-113, 1-123, 1-125, 1-127, 1-130, 1-131, 1-134, 1-135, 1-136, 1-138, 1-144
143100	1-33, 1-35, 1-37, 1-102, 1-103, 1-105, 1-111, 1-117	1-512-010005-13	1-25, 1-77, 1-97, 1-99
143101	1-33, 1-35, 1-37, 1-102, 1-103, 1-105, 1-111, 1-116, 1-117	1-512-010005-15	1-129, 1-137
143102	1-33, 1-35, 1-37, 1-116, 1-117	1-512-010005-19	1-128
143103	1-33, 1-35, 1-37, 1-116, 1-117	1-512-010007-03	1-33, 1-35, 1-37, 1-47, 1-109, 1-143
143111	1-41	1-512-010007-05	1-45, 1-47, 1-77, 1-83
143114	1-33, 1-35, 1-37, 1-109, 1-111	1-512-010007-09	1-53
143121	1-33, 1-35, 1-37	1-512-010007-12	1-77
143123	1-33, 1-35, 1-37	151818	1-127
143163	1-28	151845	1-21
143167	1-111	151851	1-21
143246	1-77	151861	1-21
144679	1-37	151882	1-21
144680	1-35, 1-37	153102	1-109
144979	1-55	153420	1-131, 1-132
145588	1-123, 1-125	153754	1-107
145589	1-125	153755	1-107
145598	1-135	154166	1-81
145599	1-135	155411	1-127
146897	1-116	1-557-010014	1-107
146929	1-111, 1-116	1-557-010362-63	1-107
147464	1-64	155720	1-21
148241	1-67, 1-73	155780	1-7
148585	1-116	1-560-010002-03	1-61, 1-63
149543	1-102	1-560-010002-04	1-29, 1-61, 1-63
150076	1-11	1-560-010002-05	1-61, 1-63
150093	1-102, 1-103, 1-105, 1-111	156655	1-55
150111	1-91	1-578-010015-14	1-11
150117	1-91, 1-95, 1-109, 1-111, 1-115, 1-142	158732	1-21, 1-23
1-510-010001	1-11, 1-15, 1-27	160698	1-21
1-510-010003-09	1-132, 1-139	160699	1-21
1-512-010002-09	1-91, 1-95	160705	1-21
1-512-010004-03	1-77	161150	1-123
1-512-010005-01	1-11, 1-49, 1-102, 1-103, 1-105, 1-116, 1-118	161151	1-123
1-512-010005-03	1-11, 1-33, 1-35, 1-37		

161153	1-123	1-654-010047-04	1-49, 1-105
161154	1-123	1-654-010047-06	1-11, 1-45, 1-47, 1-116
161155	1-123	1-654-010047-07	1-11, 1-102, 1-103
162207	1-92, 1-96	1-654-010049-03	1-30, 1-59
162208	1-92	1-654-010049-05	1-11
162210	1-92, 1-96	1-654-010049-06	1-33, 1-35, 1-37
162211	1-92, 1-96	1-654-010051-03	1-15
162213	1-92	1-654-010051-05	1-99
162214	1-92	1-654-010051-06	1-27, 1-67, 1-73, 1-107
162215	1-92, 1-96	1-654-010051-07	1-12, 1-15, 1-27, 1-133
162216	1-92, 1-96	1-654-010051-08	1-48, 1-61, 1-63, 1-118
162217	1-96	1-654-010051-09	1-21, 1-140
162218	1-92, 1-96	1-654-010051-10	1-99
162219	1-92, 1-96	1-654-010051-14	1-119, 1-120
162220	1-92	1-654-010055-01 ...	1-77, 1-83, 1-113, 1-131, 1-132
162258	1-127	1-654-010055-02	1-131
162259	1-127	1-654-010055-03 ...	1-25, 1-77, 1-107, 1-109, 1-123, 1-125, 1-127, 1-130, 1-131, 1-138, 1-139
162260	1-127	1-654-010055-04	1-67, 1-73, 1-77, 1-87, 1-109, 1-123, 1-127
162415	1-77	1-654-010055-05	1-77, 1-135, 1-136, 1-144
162941	1-92, 1-96	1-654-010055-07	1-132
162942	1-96	1-654-010055-09	1-113
162943	1-96	1-654-010055-10	1-127
162944	1-96	1-654-010055-13	1-107, 1-134
162945	1-96	1-654-010055-15	1-113
163472	1-81	1-654-010055-16	1-67, 1-73
163502	1-101	1-654-010055-18	1-113
163769	1-137	1-654-010059-03	1-25, 1-97, 1-99
163770	1-137	1-654-010059-05	1-97
163790	1-129	1-654-010059-15	1-77
163791	1-129	1-654-010061-05	1-129, 1-137
163996	1-109, 1-111, 1-115, 1-142	1-654-010065-15	1-128
164052	1-111, 1-115, 1-142	1-654-010141-04	1-77
164053	1-91, 1-95	1-654-010158-1	1-11
1-647-010004255	1-23, 1-25, 1-77	1-656-010003051	1-47, 1-109, 1-143
1-647-010004259	1-21, 1-23	1-656-010003053	1-109
1-654-010024055	1-77	1-656-010003055	1-33, 1-35
1-654-010036-05	1-77		
1-654-010047-03	1-118		

166001	1-102	175363	1-103
166002	1-102	175365	1-103
166421	1-87, 1-88	175583	1-38
166767	1-139	175625	1-130
166821	1-102	175632	1-130
167521	1-92	175633	1-130
167527	1-63	175638	1-130
167975	1-109	175989	1-143
168649	1-38	176420	1-117, 1-118
168976	1-38	176421	1-118
168978	1-38	176424	1-118, 1-119, 1-120
168979	1-38	176425	1-118, 1-119, 1-120
169365	1-27, 1-28	176432	1-117
169639	1-128	176440	1-118
169641	1-128	178383	1-91
169853	1-111, 1-115, 1-142	178384	1-118
170470	1-105	178389	1-118, 1-119, 1-120
170471	1-105	178444	1-27
171159	1-105	178714	1-96
171160	1-105	178715	1-92, 1-96
171161	1-105	178716	1-96
171320	1-17	178717	1-96
171963	1-55	178718	1-92
171964	1-55	178999	1-92
172437	1-102	179000	1-92
172877	1-96	179001	1-92
172878	1-95	179085	1-117
172882	1-118, 1-119, 1-120	179088	1-117
173680	1-23	179089	1-117
174043	1-91, 1-95	1-796-010003-02	1-117
174188	1-87, 1-91, 1-95	179902	1-33, 1-111
174552	1-95, 1-136	179933	1-129
174553	1-91	179955	1-59
174598	1-143	18002	1-70, 1-82
174607	1-23	18009	1-69
175358	1-103	18015	1-69
175359	1-103	18016	1-69
175360	1-103	18019	1-69

18020	1-69	1-861-010032-18	1-25, 1-77
18022	1-81	1-861-010032-19	1-99
180221	1-103	1-861-010032-20	1-129, 1-137
18024	1-69	1-861-010032-21	1-128
18026	1-69	1-861-010034-07	1-33, 1-35, 1-37, 1-47, 1-109, 1-143
18027	1-69	1-861-010034-09	1-11, 1-45, 1-47, 1-78, 1-83
18028	1-69	1-861-010034-10	1-30, 1-59
18029	1-70	1-861-010034-11	1-15, 1-133
18030	1-69	1-861-010034-13	1-53, 1-67, 1-73, 1-87, 1-107
18032	1-69	186875	1-30
18033	1-81	186877	1-30
18034	1-81	186901	1-109, 1-115, 1-136
18035	1-81	186902	1-30
18039	1-69	187833	1-12
18044	1-69	187855	1-35
18047	1-69, 1-81	187856	1-33, 1-35, 1-37
18056	1-70	187857	1-33, 1-35, 1-37
180570	1-33, 1-35, 1-37, 1-111	187858	1-33, 1-35, 1-37
18078	1-69	187859	1-33, 1-35, 1-37, 1-111
1-822-010002	1-115	187860	1-33, 1-35, 1-37
1-833-010001 ...	1-17, 1-45, 1-47, 1-78, 1-91, 1-95, 1-105	187863 .	1-33, 1-35, 1-37, 1-109, 1-111, 1-119, 1-120
1-833-010002	1-17, 1-45, 1-47, 1-61, 1-63	187864	1-33, 1-35, 1-37, 1-119, 1-120
1-833-010003	1-17, 1-61, 1-63, 1-87	187868	1-33, 1-35, 1-37
1-843-010014	1-59	189253	1-11
184392	1-103	189278	1-11
184501	1-109, 1-111	189279	1-11
1-861-010032-03	1-33, 1-35, 1-109, 1-143	189280	1-11
1-861-010032-07 ..	1-11, 1-47, 1-102, 1-103, 1-105, 1-116	189281	1-12
1-861-010032-08	1-30	189282	1-12, 1-27
1-861-010032-09	1-11, 1-33, 1-35, 1-37	189284	1-12
1-861-010032-10	1-15, 1-27, 1-67, 1-73, 1-77, 1-118, 1-119, 1-120	189285	1-30
1-861-010032-11	1-11, 1-15, 1-21, 1-27, 1-48, 1-61, 1-63, 1-99, 1-107, 1-133	19045	1-69, 1-81
1-861-010032-14	1-77, 1-83, 1-87, 1-91, 1-95, 1-130	191545	1-109
1-861-010032-15	1-25, 1-67, 1-73, 1-77, 1-107, 1-109, 1-113, 1-123, 1-127, 1-130, 1-131, 1-132, 1-135, 1-136, 1-139, 1-144	191552	1-119, 1-120
		191554	1-119, 1-120
		191555	1-119
		191556	1-120
		191568	1-119, 1-120

191808	1-109, 1-111	194388	1-23
191809	1-109, 1-111	194389	1-23
191813	1-115	194390	1-23
191814	1-115	194395	1-30
191831	1-136	194396	1-30
191832	1-136, 1-142	194402	1-30, 1-31
191833	1-142	195725	1-27
191847	1-31	196167	1-7
191848	1-31	196168	1-7
191849	1-30, 1-31	196169	1-7
191850	1-31	196173	1-7
191881	1-109	196174	1-7
192205	1-109	196175	1-7
192208	1-7	196176	1-7
193400	1-31	196177	1-7
193401	1-31	196817	1-87
193403	1-31	196818	1-87
193442	1-31	1974	1-83
193443	1-31	197460	1-38
193444	1-31	198996	1-87
193445	1-31	199104	1-92, 1-96
193446	1-31	199173	1-21
193447	1-31	199194	1-7
193456	1-109	199195	1-7
194117	1-88	201642	1-92, 1-96
194118	1-88	201643	1-92, 1-96
194119	1-88	201644	1-92, 1-96
194120	1-88	201645	1-92, 1-96
194121	1-88	201650	1-92, 1-96
194122	1-88	202094	1-41, 1-43
194123	1-88	202099	1-41, 1-43
194124	1-88	202107	1-41, 1-43
194305	1-88	202113	1-41, 1-43
194306	1-88	202116	1-43
194307	1-88	202123	1-43
194308	1-88	202344	1-41
194309	1-88	202355	1-12
194310	1-88	202362	1-11

202702-10-8S . . . 1-30, 1-67, 1-73, 1-78, 1-87, 1-91, 1-95	2071-8-8S 1-87
202702-12-12S 1-30	2081-8-6S 1-29
202825 1-12	2083-8-4S 1-45, 1-47
203102-12-12S 1-27	2083-8-8S 1-61, 1-63
203206 1-27	208390 1-31
203207 1-27	208391 1-31
203221 1-33	208392 1-31
203228 1-11, 1-37	2088-6-6S 1-29
203229 1-33	209517 1-35
203231 1-33	209519 1-11
203234 1-37	209536 1-35
203235 1-11, 1-33	210144 1-35
203237 1-11, 1-33	210145 1-11
203242 1-11, 1-37	210501 1-35
203247 1-12	210514 1-11
203255 1-27	212671 1-11, 1-33
203257 1-7	212690 1-25
203258 1-7	212693 1-25
203259 1-7	212698 1-11
203264 1-11	214441 1-101
203265 1-11	2-150-010240 1-118
203266 1-11	216599 1-41, 1-43
203267 1-11	21925 1-69
203268 1-11	2263 1-85
203269 1-11	22752 1-69
203270 1-11	23078 1-70, 1-82
203283 1-11	23079 1-70
204124 1-30	23081 1-70, 1-82
204160 1-139	23083 1-70
204189 1-31	23085 1-70
204224 1-43	23144 1-82
205742 1-105	23303 1-69
205744 1-105	23367 1-81
205747 1-105	23470 1-69
2062-10-8S 1-67, 1-73, 1-78	2389 1-83
2062-12-12S 1-30	2-573-010335 1-15
2071-12-12S 1-30	26976 1-81
	3-014-010255 1-77

3-054-010101	1-107	3-573-010349	1-7
3067	1-59	3-573-010350	1-7
3-120-010445	1-78	3-573-010377	1-7
3-120-010494	1-125, 1-127	3-573-010378	1-107
3-125-010465	1-77	3-612-010015-1	1-113
3-141-010008	1-107	3-612-010015-2	1-113
3-141-010155	1-107, 1-115	3-612-010015-3	1-113
3-150-010186	1-77, 1-83	3-612-010016	1-113
3-150-010196	1-77	3-612-010020	1-113
3-155-010017-4	1-67, 1-87	3-619-010065	1-25
3-155-010018-6	1-73, 1-77, 1-91	3-619-010066	1-25
3-174-010018028	1-21	3-626-010004	1-78
3-174-010038	1-67, 1-73, 1-77, 1-87, 1-91	3-642-010134	1-134
3-174-010039036	1-67, 1-73, 1-77, 1-87, 1-91	3-645-010059	1-134
3-174-010059	1-95	3-645-010087	1-123, 1-125, 1-127
3-174-010060036	1-95	3-645-010088	1-125, 1-127
3-352-010067-2	1-125, 1-127	3-659-010012	1-59
3-360-010072	1-15	3-711-010025	1-107
3-368-010252	1-91, 1-95, 1-105, 1-111, 1-115, 1-142	3-720-010010	1-67, 1-73
3-384-010020	1-61	3-720-010035	1-77
346SL	1-97	3-720-010042	1-15, 1-17, 1-77
3-481-010006	1-67, 1-85	3-720-010084	1-23
3-481-010006FI	1-85	3-725-010058	1-97
3-481-010007	1-73, 1-77, 1-85	3-755-010080	1-107
3-481-010007FI	1-85	3-762-010017	1-11
3-482-010249	1-107	3-780-010002	1-45, 1-47, 1-48, 1-61, 1-63
3-485-010001	1-11	3-793-010040	1-138
3-522-010017	1-77	3-793-010041	1-138
3-557-010116	1-25	3-829-010337	1-113
3-557-010380	1-107	3-831-010172	1-77
3-557-010543	1-123, 1-125, 1-127	3-831-010182	1-77
3-557-010544	1-125, 1-127	3-843-010038	1-29
3-565-011688	1-77	3-843-010039-02	1-78
3-565-011792	1-123, 1-125, 1-127	3-870-010097	1-59
3-565-011793	1-123, 1-125, 1-127	3-870-010104	1-59
3-573-010085	1-7	3-870-010106	1-59
3-573-010210	1-7	3-870-010107	1-59
3-573-010299	1-27	3-870-010116	1-59

3-873-010122 1-67, 1-69

3-873-010123 1-73, 1-78, 1-81

3-873-010124 1-67

3-873-010140-01 1-73, 1-125

3-873-010140-06 1-139

3-873-010144-01 1-67

4009 1-59

43028 1-47

43029 1-33, 1-35, 1-37

55B61 1-28, 1-61, 1-63, 1-78, 1-91, 1-95

55B61-6 1-28, 1-61, 1-63

55B61-7 1-28, 1-61, 1-63

56D4 1-61, 1-63

61333 1-70

61344 1-82

63680 1-59

6-557-010163 1-107

758-181 1-61, 1-63

7HCGHT500 1-67, 1-73, 1-77, 1-87, 1-91

805-2 1-11, 1-48, 1-61, 1-63

81006 1-69

81009 1-69

81025 1-69

81077 1-81

81078 1-81

81080 1-81

81081 1-81

81264 1-91, 1-95, 1-109, 1-115, 1-142

81530 1-69

88005 1-82

900-08-139 1-53

900-44-207 1-50

900 54 007 1-45, 1-47, 1-49

900-54-079 1-47, 1-50

900-54-088 1-50

90508009 1-53

905-54-107 1-17, 1-45, 1-47, 1-49, 1-78, 1-87, 1-91,
1-95

934 00 149 1-53

934-00-492 1-53

934-00-506 1-53

936 00 077 1-53

A

A10037.3 1-101

A10038.7 1-101

B

B7-141-003 1-107, 1-115

C

C10256 1-101

C2001 1-83

CO-975-74-2000 1-25

H

HM212011 1-59

HM212049 1-59

HM218210 1-59

HM218248 1-59

R

RPRB59004X3H 1-131, 1-132

RTR7999X4ZP 1-77

RWD39000 1-21, 1-23

T

TR545D 1-59

TR573 1-59



Intertek

Equipment from Landoll Corporation is built to exacting standards ensured by ISO 9001 registration at all Landoll manufacturing facilities.

**Model 135C/150C
Semitrailer
Parts Manual**

Re-Order Part Number F-360-0718

LANDOLL CORPORATION

1900 North Street

Marysville, Kansas 66508

(785) 562-5381

800-428-5655 ~ WWW.LANDOLL.COM



Copyright 2010. Landoll Corporation

“All rights reserved, including the right to reproduce this material or portions thereof in any form”