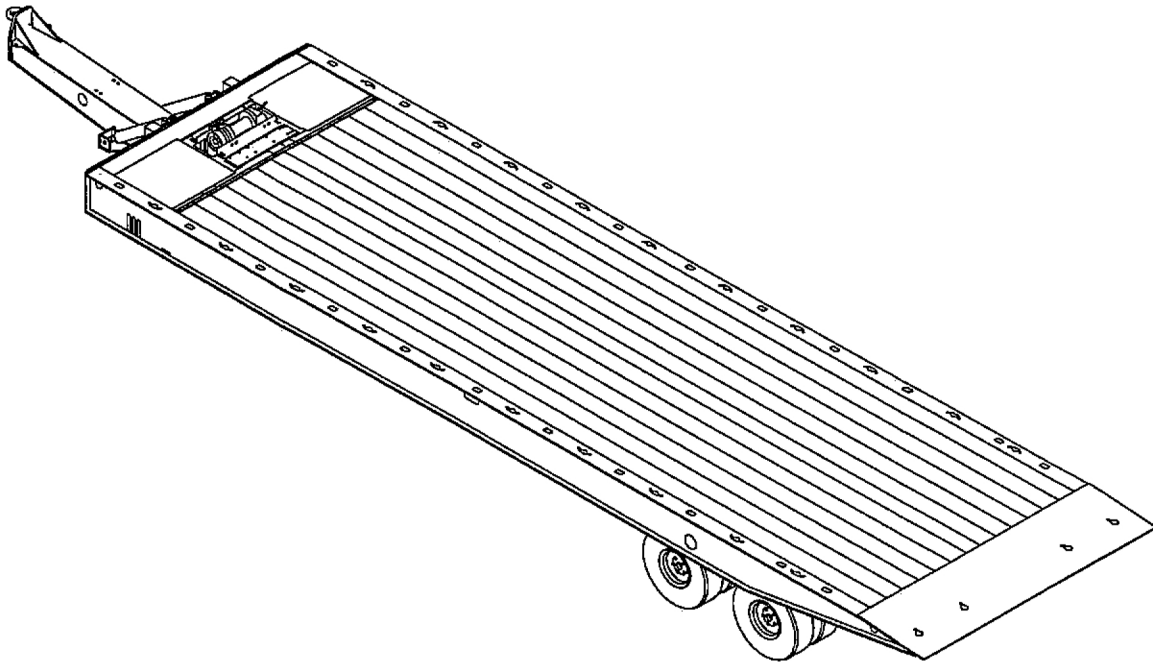




MODEL 345A TRAILER PARTS LIST



**1900 North Street
Marysville, KS 66508
(913)562-5381**

ILLUSTRATED PARTS LIST

1

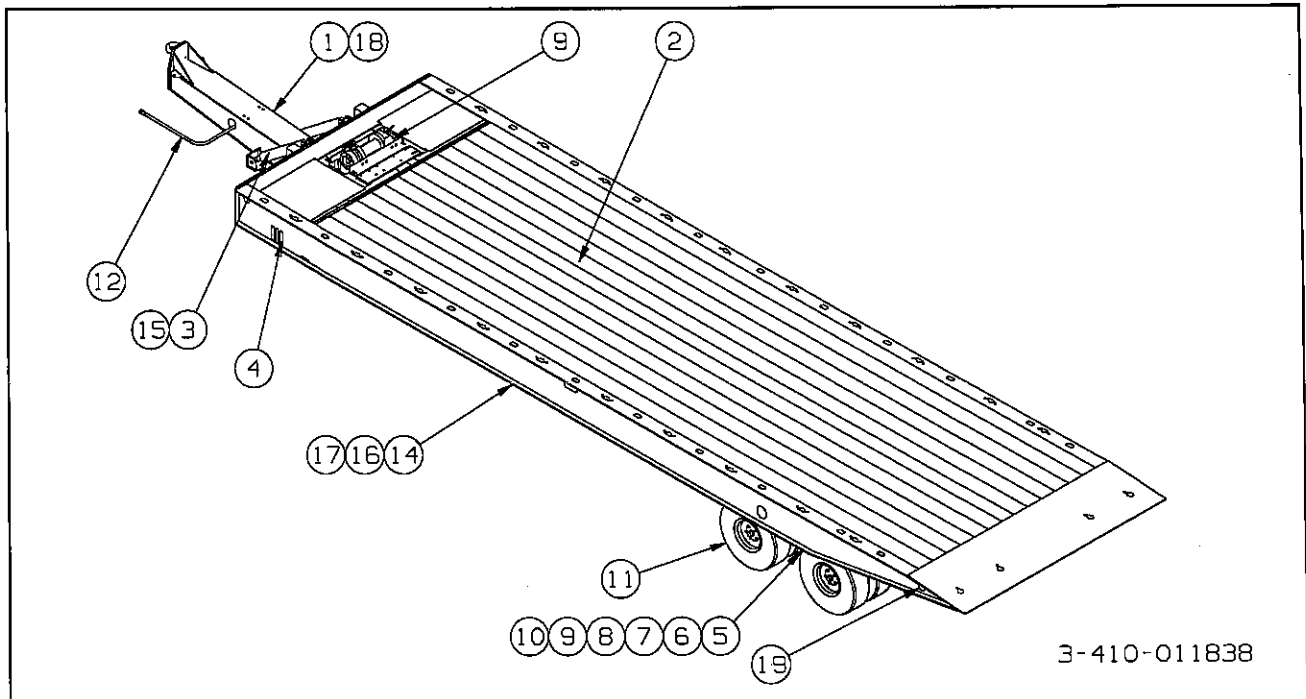
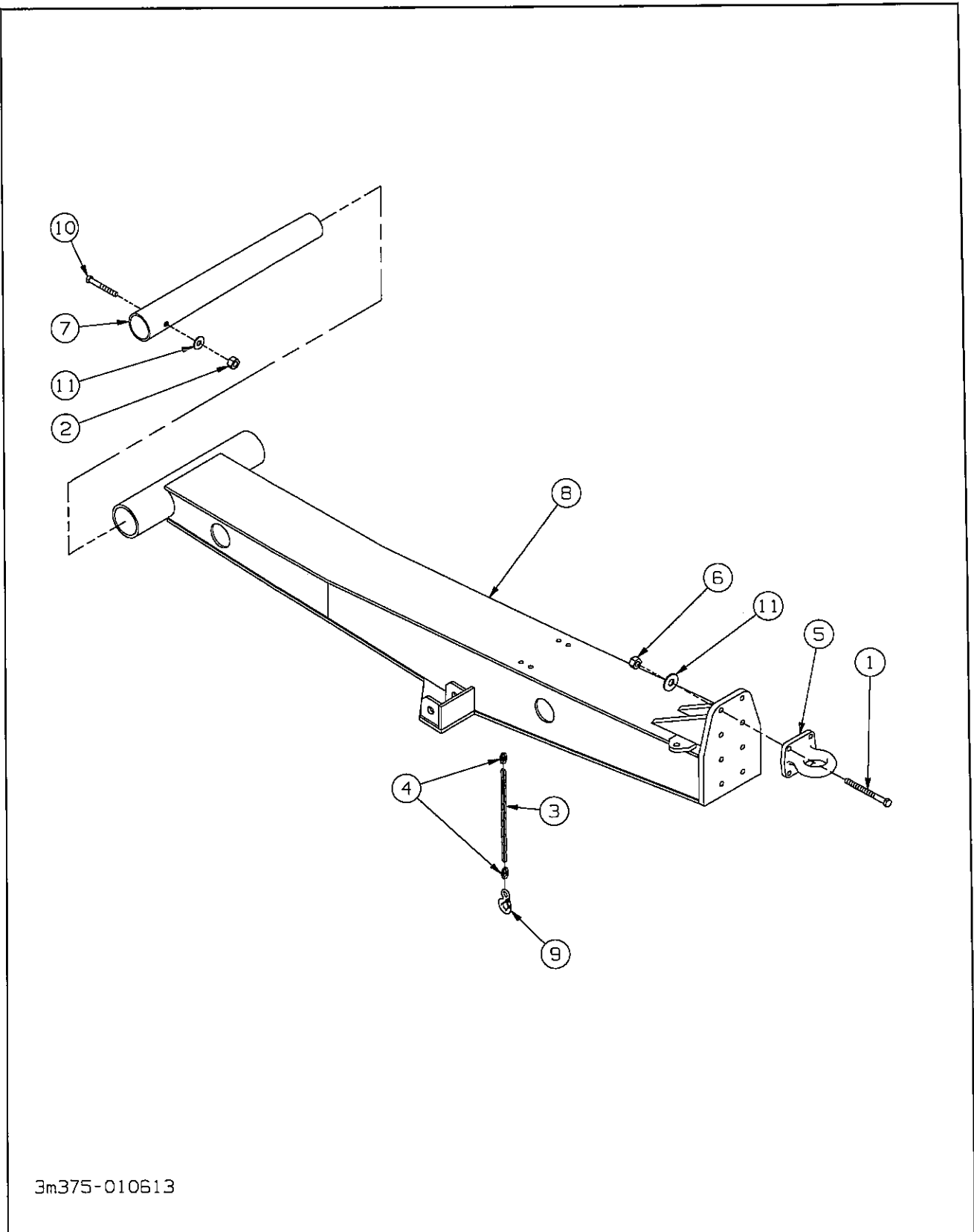


Figure 1-1 General Assembly

GENERAL ASSEMBLY

ITEM	PAGE/PART NO.	DESCRIPTION	QTY.
1	1-2 - 1-3	HITCH ASSEMBLY, PINTLE RIGID	1
	1-4 - 1-5	HITCH ASSEMBLY WITH SWIVEL EYE	1
2	1-6 - 1-7	FLOOR OPTIONS	1
3	1-8 - 1-13	HYDRAULIC ASSEMBLIES	1
4	1-14 - 1-19	ELECTRICAL ASSEMBLIES	1
5	1-20 - 1-23	UNDERCARRIAGE ASSEMBLY - SPRING RIDE	1
6	1-24 - 1-25	SUSPENSION ASSEMBLY - SPRING RIDE	1
7	1-26 - 1-29	UNDERCARRIAGE ASSEMBLY - AIR RIDE	1
8	1-30 - 1-31	SUSPENSION ASSEMBLY - AIR RIDE	1
9	1-32 - 1-33	AXLE ASSEMBLY	2
10	1-34 - 1-35	AIR CONTROL KIT	1
11	1-36 - 1-41	HUB AND DRUM ASSEMBLIES	2
12	1-42 - 1-43	AIR SYSTEM, MAIN	1
13	1-44 - 1-50	WINCH ASSEMBLY	1
14	1-51	ATTACHMENTS	1
15	1-52 - 1-53	CYLINDERS, HYDRAULIC	1
16	1-54 - 1-55	DECAL INSTALLATION	1
17	1-56 - 1-57	EXTENSION INSTALLATION	1
18	1-58 - 1-59	HITCH LOCK INSTALLATION (OPTION)	1
19	1-60 - 1-61	WIRED REMOTE CONTROL (OPTION)	1



3m375-010613

Figure 1-2 Hitch Assembly, Pintle Rigid

HITCH ASSEMBLY, PINTLE RIGID

ITEM	PART NO.	DESCRIPTION	QTY.
	3-375-010613-01	HITCH ASSEMBLY, PINTLE RIGID 7'	
	3-375-010613-02	HITCH ASSEMBLY, PINTLE RIGID 5'	
	3-375-010613-03	HITCH ASSEMBLY, PINTLE RIGID 4'	
1	1-654-010157-09	SCREW HEX HEAD CAP 3/4-10X3 GR8	4
2	1-512-010007-12	NUT HEX 3/4-10 GR2	1
3	3-174-010039036	CHAIN 1/2X36 GRD 7	2
4	3-174-010038	CHAIN LINK CONNECTING 1/2	4
5	1385	PINTLE EYE	1
6	1-512-010010-12	NUT HEX 3/4-10 GR8	4
7	3-311-010578	HINGE TUBE	1
8	3-375-010147	HITCH ASSEMBLY 7FT	1
	3-375-010152	4 FT HITCH ASSEMBLY	1
	3-375-010140	5 FT HITCH ASSEMBLY	1
9	3-382-010019	HOOK, EYE W/ LATCH ASSEMBLY	2
10	1-654-010061-07	SCREW, HEX HEAD CAP 3/4-10X2-1/2 GR5	1
11	1-861-010034-17	WASHER, SPLIT LOCK 3/4	5

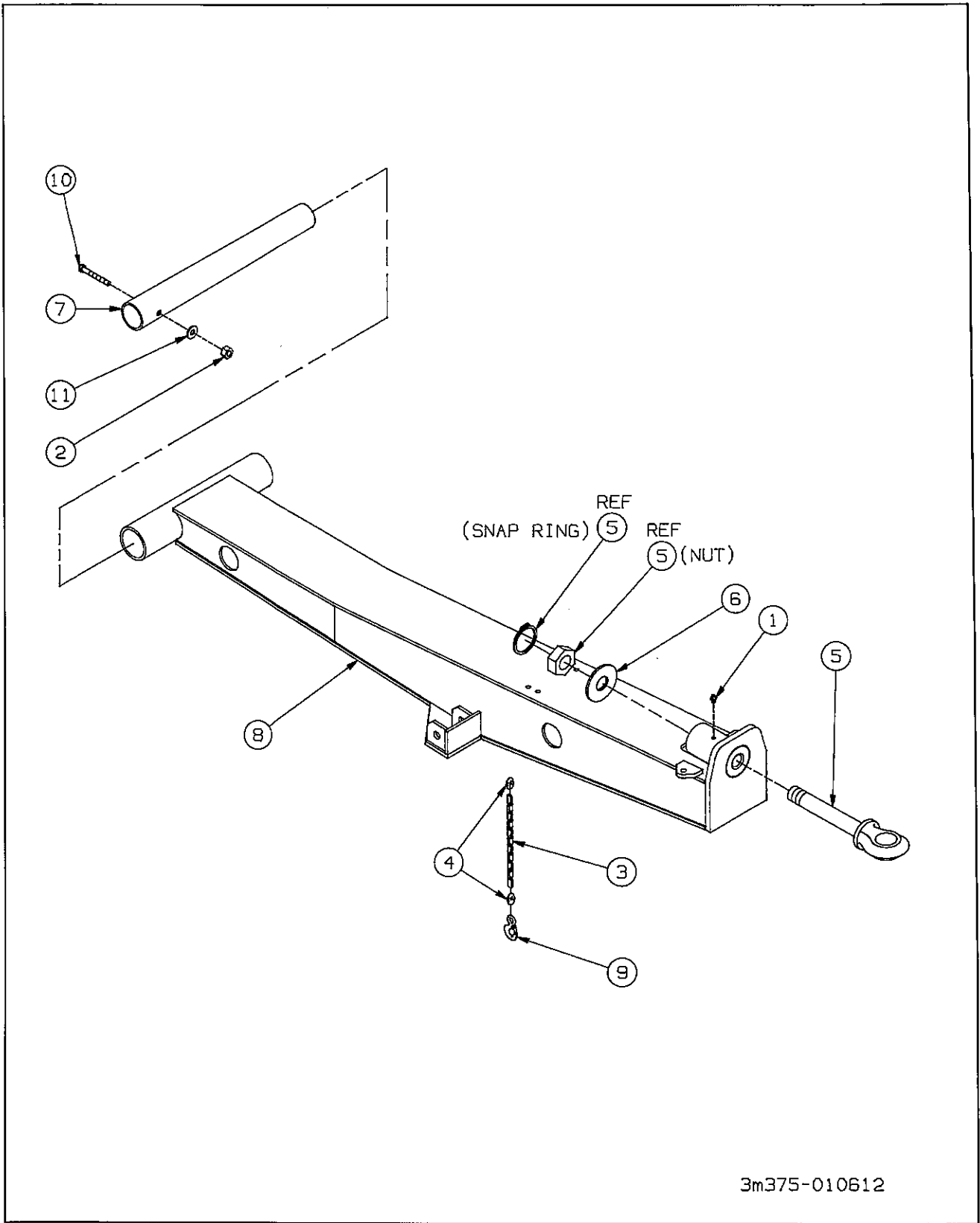


Figure 1-3 Hitch Assembly w/ Swivel Eye

HITCH ASSEMBLY W/ SWIVEL EYE

ITEM	PART NO.	DESCRIPTION	QTY.
	3-375-010612-01	HITCH ASSEMBLY W/ SWIVEL EYE 7'	
1	1-298-010001-1	ZERK FITTING 1/4	1
2	1-512-010007-12	NUT HEX 3/4-10 GR2	1
3	3-174-010039036	CHAIN 1/2X36 GRD 7	2
4	3-174-010038	CHAIN LINK CONNECTING 1/2	4
5	3-259-010001	DRAWBAR EYE SWIVEL	1
6	3-259-010001-01	WASHER PREMIER 349 21D HARD	1
7	3-311-010578	HINGE TUBE	1
8	3-375-010590	HITCH WELDMENT WITH SWIVEL EYE 7'	1
9	3-382-010019	HOOK EYE WITH LATCH ASSEMBLY	2
10	1-654-010061-07	SCREW HEX HEAD CAP 3/4-10X2-1/2 GR5	1
11	1-861-010034-17	WASHER, SPLIT LOCK 3/4	1

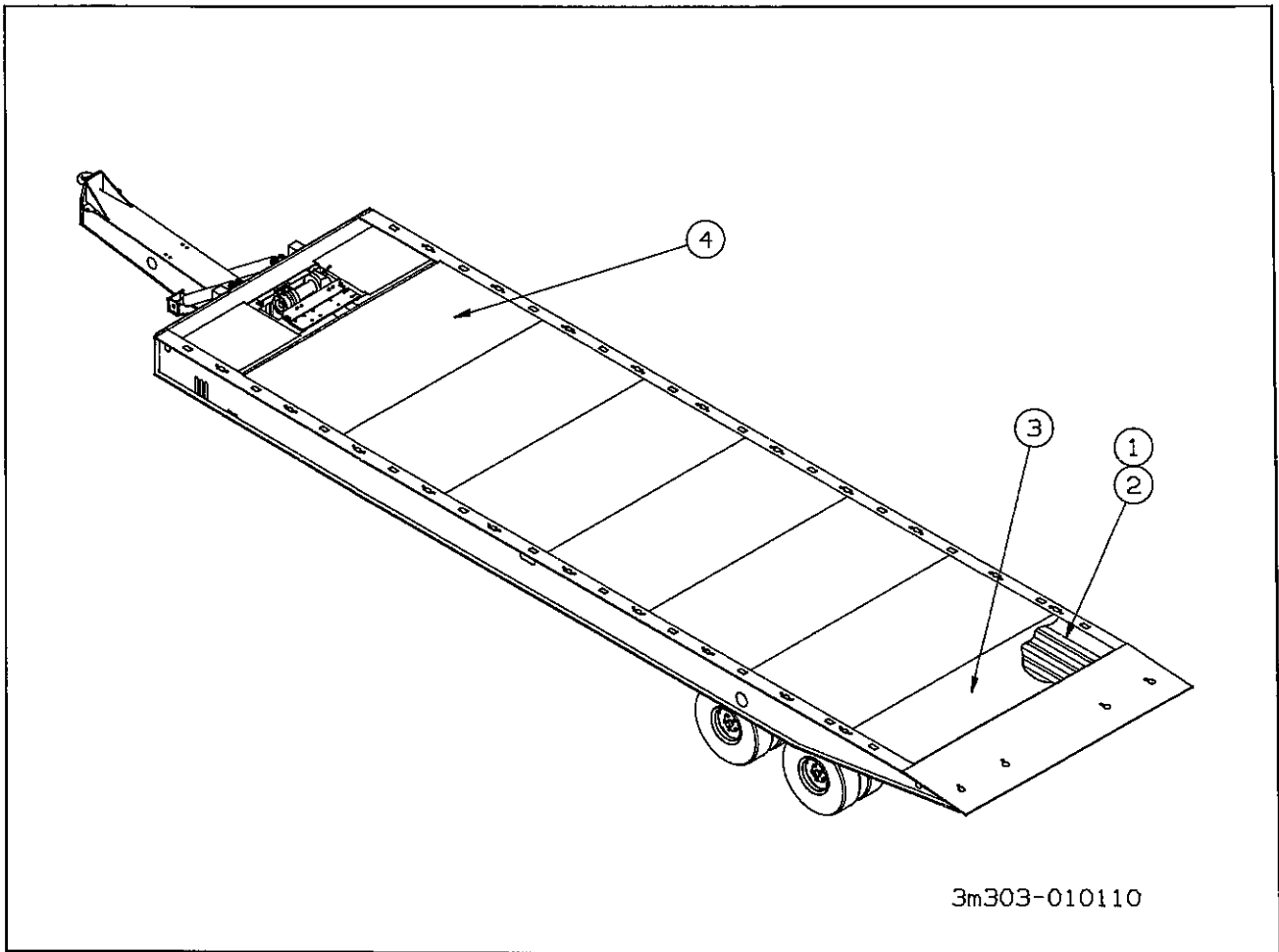


Figure 1-4 Floor, Steel

FLOOR, STEEL

ITEM	PART NO.	DESCRIPTION	QTY.
	3-303-010110-02	FLOOR, STEEL 345A-31 X 102	
1	RRT874X20	TUBE RECTANGLE 3X1X11X20	13
2	RRT874X288	TUBE RECTANGLE 3X1X11X288	13
3	RTP975X22X90.5	PLATE FLOOR 1/8X22X90-1/2	1
4	RTP975X48X90.5	PLATE FLOOR 1/8X48X90-1/2	6

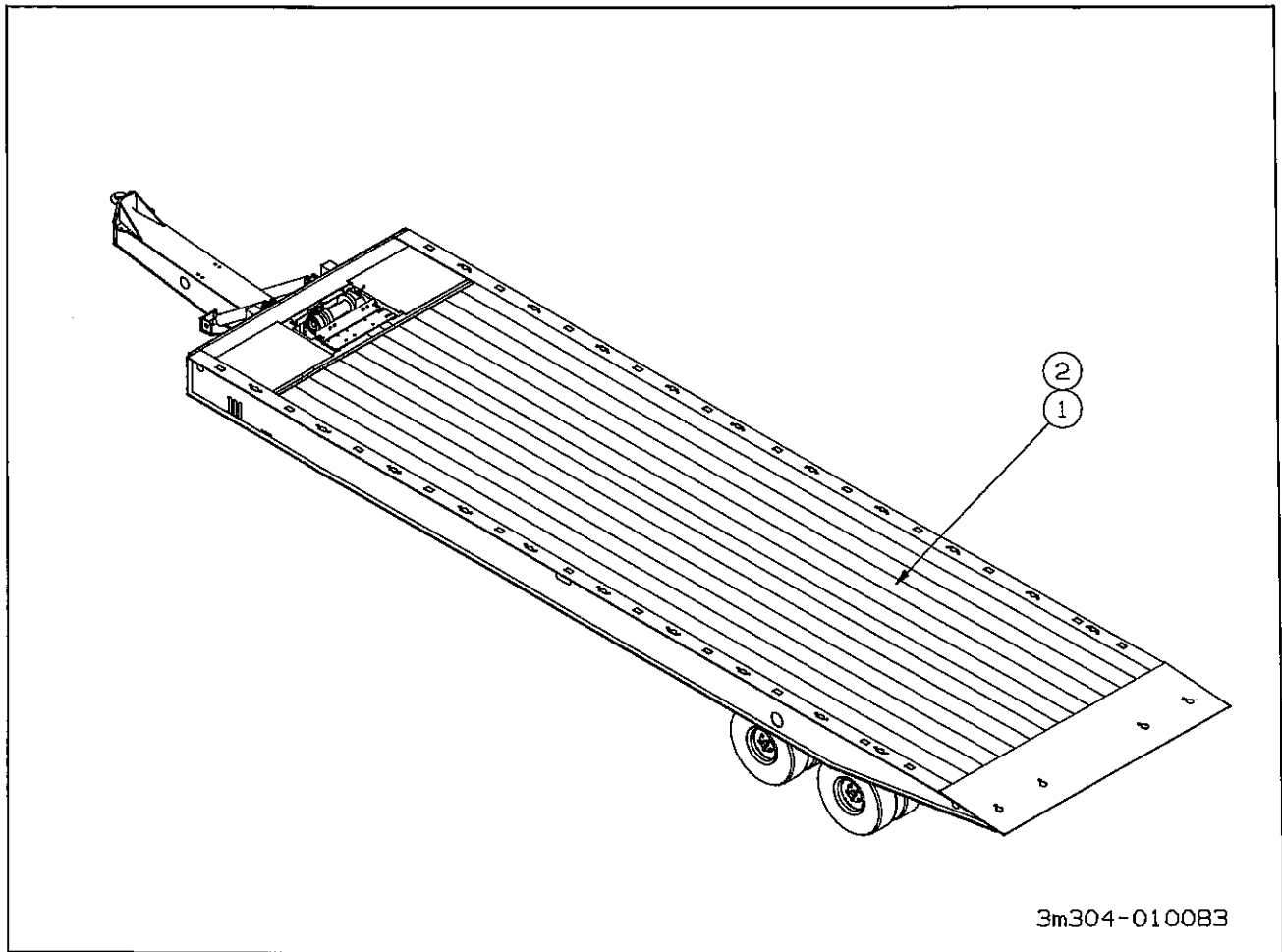


Figure 1-5 Floor, Wood (Apitong)

FLOOR, WOOD (APITONG)

ITEM	PART NO.	DESCRIPTION	QTY.	
			-01	-02
	3-304-010083-01	FLOOR WOOD APITONG - 96	*	
	3-304-010083-02	FLOOR WOOD APITONG - 102		*
1	RWD39000	APITONG 1-3/8 X 7.08	362	392
2	3-654-010129-1	SCREW TORQUE 5/16 X 3	314	340

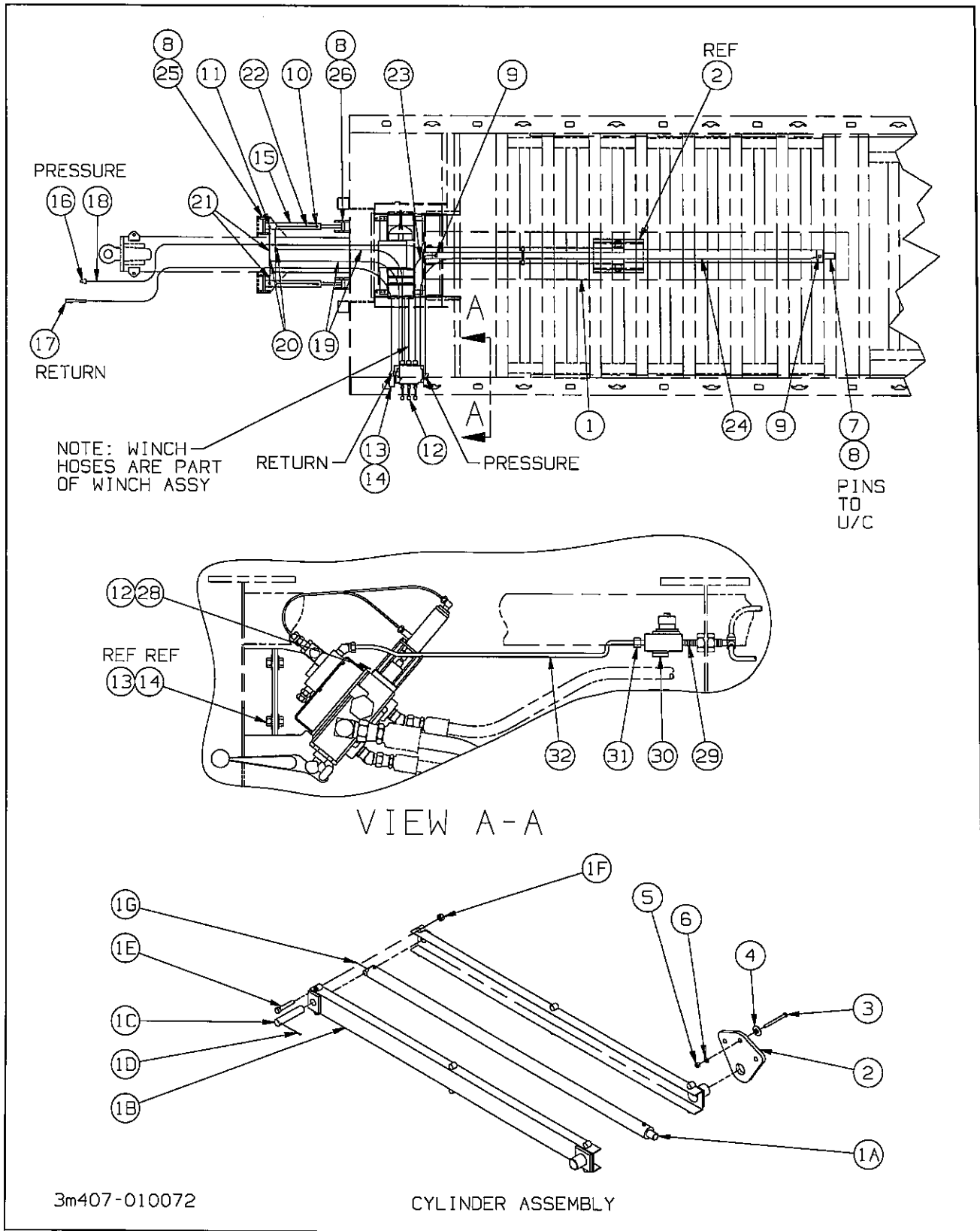
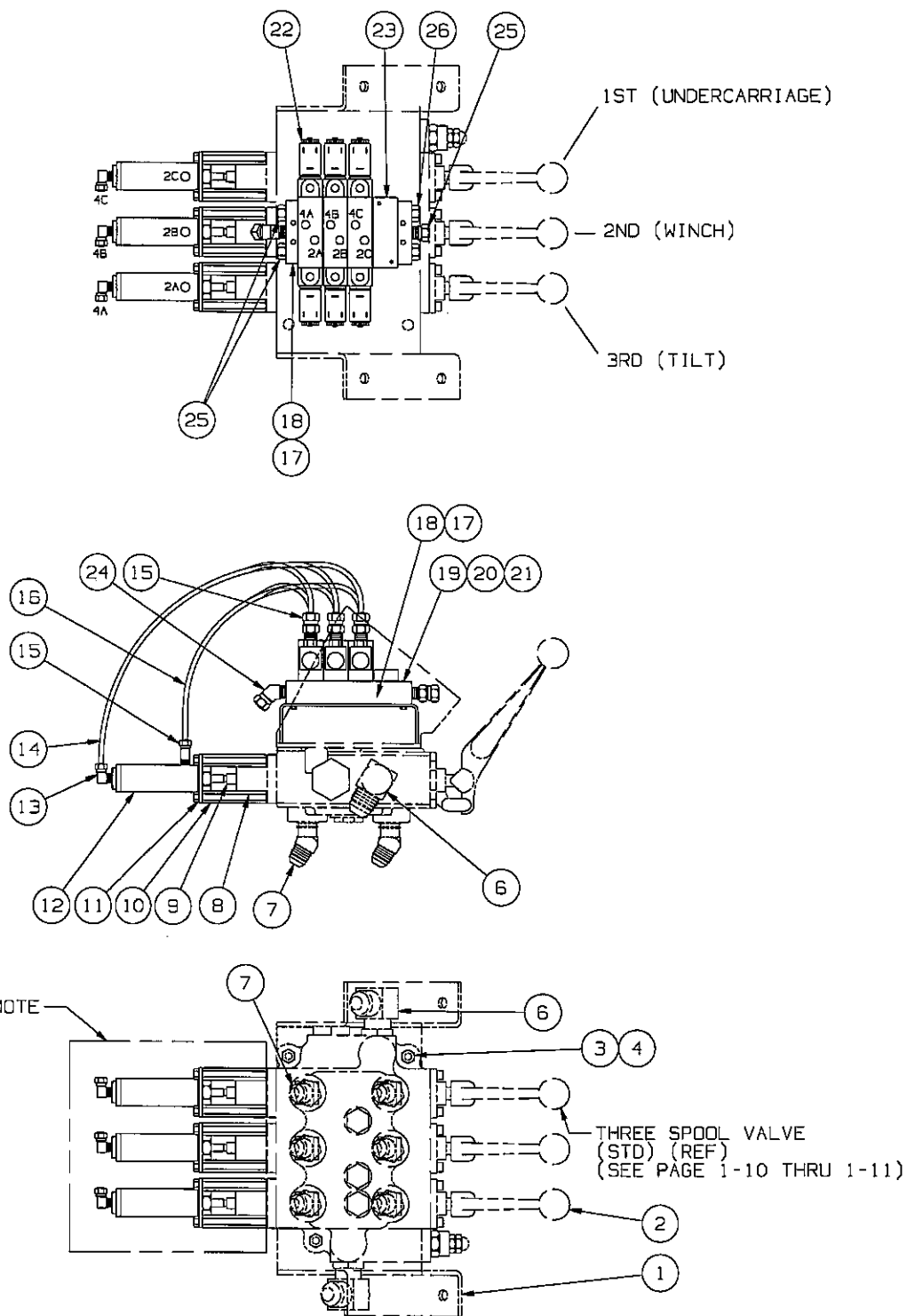


Figure 1-6 Hydraulic Assembly

HYDRAULIC ASSEMBLY

ITEM	PART NO.	DESCRIPTION	QTY.
	3-407-010072-01	HYDRAULIC ASSEMBLY STANDARD	
	3-407-010072-02	HYDRAULIC ASSEMBLY REMOTE WINCH	
	3-407-010072-03	HYDRAULIC ASSEMBLY REMOTE TRI	
1	3-242-010153	CYL ASSY STD LOAD ANGLE	1
1A	3-242-010102	CYL HYD 4X126 O-RING (SEE PAGE 1-52)	1
1B	3-120-010073	BRACKET ASSY CYL TRUNNION	2
1C	3-557-010033	PIN CYL BUTT END	1
1D	1-557-010362-54	PIN COTTER 3/16X2-1/4	1
1E	1-654-010055-17	SCREW HEX HEAD CAP 1/2-13X6	6
1F	1-512-010005-09	NUT HEX SPLIT LOCK 1/2-13	6
1G	1-298-010001-1	FITTING GREASE 1/4-28	1
2	3-125-010241	BRACKET CYLINDER MOUNT	2
3	1-654-010061-06	SCREW HEX HEAD CAP 3/4-10X2-1/4	6
4	3-861-010038	WASHER STEP	6
5	1-512-010005-15	NUT HEX SELF LOCK 3/4-10 GRB	6
6	1-861-010032-21	WASHER PLAIN 3/4 WIDE	6
7	3-557-010120	PIN UNDERCARRIAGE CYLINDER	1
8	1-557-010362-54	PIN COTTER 3/16X2-1/4	6
9	2062-8-8S	ADAPTER 90° TUBE #8 O-RING	2
10	2024-8-8S	ADAPTER 90° 1/2-3/4 FLARE 37°	2
11	2023-8-8S	ADAPTER 45° 1/4X1/2	2
12	3-846-010163-01	VALVE ASSY 3 SPL XT STD (SEE PAGE 1-11)	1
	3-846-010163-05	VALVE ASSY 3 SPL XT REM 2ND SPOOL (SEE PAGE 1-11)	1
	3-846-010163-10	VALVE ASSY 3 SPL XT REM 3 SPOOLS (SEE PAGE 1-11)	1
13	1-510-010001	NUT 3/8-16 FLANGE LOCK	4
14	1-654-010051-07	SCREW HEX HEAD 3/8-16X1-1/2	4
15	PMC5624	CYLINDER 4X24 (SEE PAGE 1-53)	2
16	8010-4	COUPLER MALE 1/2	1
17	4050-4	COUPLER BODY HALF FEMALE	1
18	1-397-010362198	HOSE ASSEMBLY 1/2X198	2
19	1-397-010301108	HOSE ASSEMBLY 1/2X108	2
20	3-299-010016	TEE 37 FLARE 3/4-16	1
21	1-397-010301025	HOSE ASSEMBLY 1/2X25	2
22	1-397-010301048	HOSE ASSEMBLY 1/2X48	2
23	1-397-010301054	HOSE ASSEMBLY 1/2X54	1
24	1-397-010301184	HOSE ASSEMBLY 1/2X184	1
25	3-557-010033	PIN CYLINDER BUTT END A	2
26	3-557-010032	PIN CYLINDER ROD END A	2
27	T120R	TYTON STRAP	25
29	1-297-010019-05	FITTING BRASS PIPE 3/8X1/4	1*
30	905-54-107	VALVE AND FILTER PRESSURE (NO PARTS BREAKDOWN)	1*
31	1-297-010007-05	FITTING AIR 1/4 X 1/4	1*
32	1-833-010001	NYLON TUBING 1/4	3*

* NOTE: THESE ITEMS ARE USED ONLY WITH P/N 3-407-010072-02 AND 3-407-010072-03 ONLY.



3ma846-010152

Figure 1-7 Valve Assembly - 3 Spool

VALVE ASSEMBLY - 3 SPOOL

ITEM	PAGE/PART NO.	DESCRIPTION	QTY.
	3-846-010163-01	VALVE ASSEMBLY - 3 SPOOL XT, STD(INCL ITEMS 1-7)	
	3-846-010163-05	VALVE ASSEMBLY - 3 SPOOL XT REMOTE 2ND SPOOL	
	3-846-010163-10	VALVE ASSEMBLY - 3 SPOOL XT REMOTE 3 SPOOL	
1	3-482-010575	MOUNT WELDMENT VALVE	1
2	3-846-010008	VALVE 3-SPOOL, 2500 PSI (SEE PAGE 1-13)	1
3	1-654-010051-09	SCREW, HEX, CAP 3/8-16	3
4	1-510-010001	NUT 3/8-16 FLANGE LOCK	3
6	2062-12-12S	ADAPTER 90, #12 O-RING - #12 TUBE	2
7	2061-8-8S	ADAPTER 45, #8 O-RING - TUBE	6
8	3-161-010034	CAP, MODIFIED, VALVE SPOOL	*1,3
9	3-007-010039	ADAPTER, AIR CYLINDER	*1,3
10	3-711-010055	SPACER, MALE - FEMALE	*4,12
11	3-482-010288	MOUNT, AIR CYLINDER, VALVE	*1,3
12	3-238-010001	CYLINDER, AIR (NO PARTS BREAKDOWN)	*1,3
13	1-297-010008-01	FITTING, AIR 90	*1,3
14	NB-2-016	TUBING, NYLON, FLEX	*1,3
15	68CA-2-2	CONNECTOR, 1/8 - 1/8 T	*3,9
16	NB-2-016	TUBING, NYLON, FLEX	*1,3
17	3-843-010025	VALVE, PNEUMATIC MANIFOLD - 2 STATION(NO PARTS)	*1,
18	3-843-010023	VALVE, PNEUMATIC MANIFOLD - 4 STATION(NO PARTS)	*1
19	1-654-010024014	SCREW, MACHINE, FILLISTER 6-32 X 1-1/2	4
20	1-861-010032-01	WASHER, FLAT #6	4
21	1-512-010003-02	NUT, HEX LOCK #6-32	4
22	3-843-010015	VALVE, PNEU 4-WAY, 3-POS(NO PARTS BREAKDOWN)	*1,3
23	3-843-010024	VALVE , BLANK STATION COVER(NO PARTS BREAKDOWN)	1
24	1-297-010013-05	FITTING, AIR 1/4 X 1/4	1
25	1-297-010033-02	FITTING PLUG HEX PIPE 1/4	3
26	3-136-010001-02	BREATHER, PNEUMATIC EXHAUST	2

*NOTE: FIRST QUANTITY LISTED IS FOR PART NUMBER 3-846-010163-05, SECOND QUANTITY LISTED IS FOR PART NUMBER 3-846-010163-10.

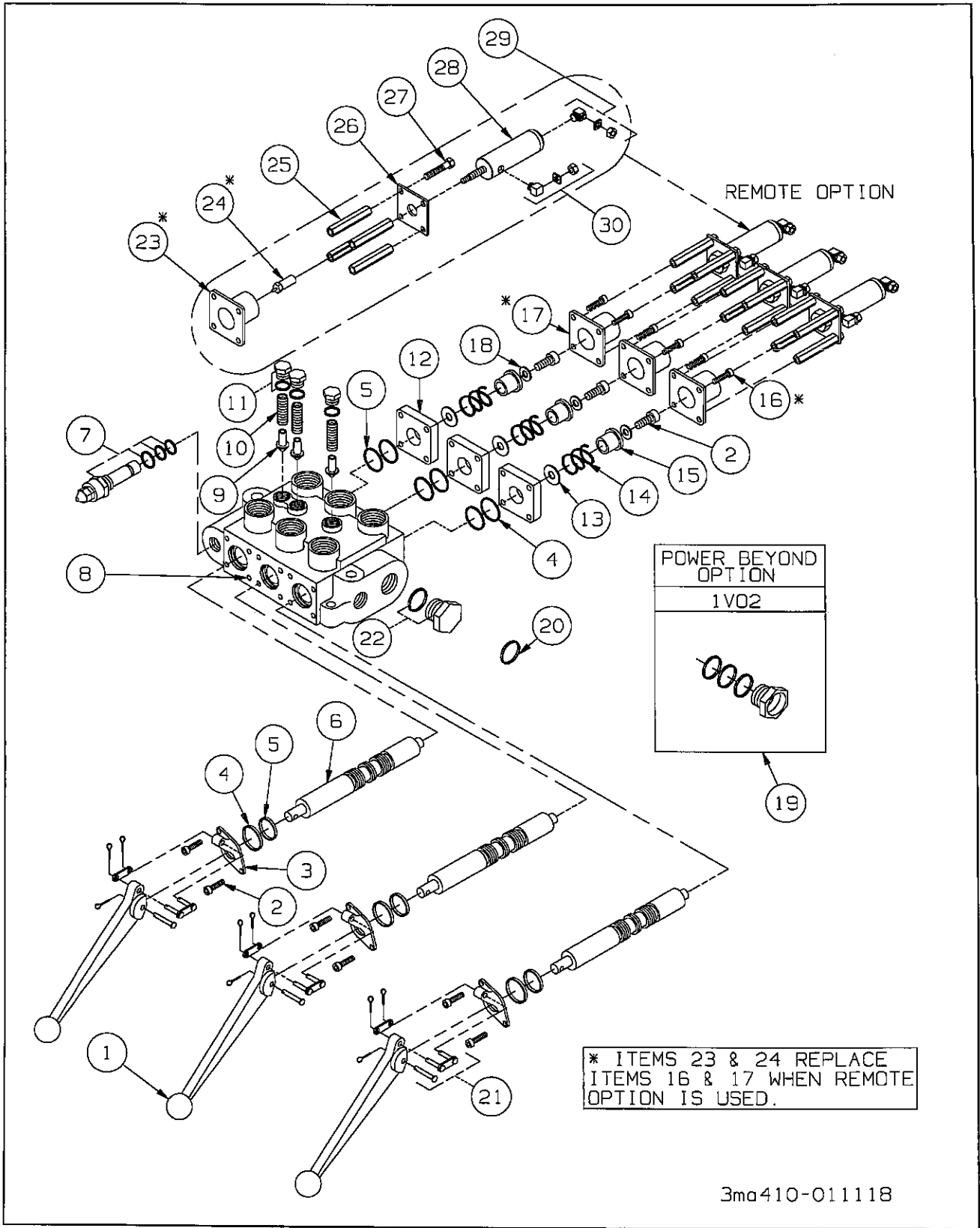


Figure 1-8 Three Spool Valve

VALVE, THREE SPOOL

ITEM	PAGE/PART NO.	DESCRIPTION	QTY.
	3-846-010008	VALVE ASSEMBLY, COMPLETE THREE SPOOL	
1	1V1703	VALVE HANDLE	3
2	2A0079-404	CAP SCREW (TIGHTEN TO 7-11 FT. - LBS.)	9
3	4Z4306	BRACKET, HANDLE	3
4	1A0711	WASHER, O-RING SPOOL	6
5	2A0283-7214	SEAL, SPOOL	6
6	1V0090	*SPOOL, 4-WAY	3
7	1R0017	RELIEF ASSEMBLY (1500-3000 PSI)(PRESET @ 2500 PSI)	1
8	1V0360	HOUSING, VALVE	1
9	1V0081	POPPET, LOAD CHECK	3
10	1A0757	SPRING, LOAD CHECK	3
11	1V1725	PLUG, LOAD CHECK	3
12	1A0709	SPACER, END	3
13	1A0291	WASHER, STOP	3
14	1A0744	SPRING, CENTERING	3
15	1A0292	COLLAR, STOP	3
16**	2A0079-406	CAP SCREW (TIGHTEN TO 7-11 FT.-LBS.)	12
17**	1A0294	CAP, END	3
18	1A0290	WASHER, CENTERING SPRING	3
19	1V0208	ADAPTER ASSEMBLY, REMOTE POWER BEYOND (CONTAINS ALL NECESSARY O-RINGS)	1
20	2A0283-7214	GROMMET, RUBBER (BOTTOM OUTLET)	1
21	1V1701	PIN KIT	3
22	2A0354-121	PLUG, CONVERSION	1
23**	3-161-010034	CAP, MODIFIED, VALVE SPOOL	1
24**	1-007-010029	ADAPTER, SWIVEL	1
25	3-711-010055	SPACER	4
26	3-482-010288	MOUNT, AIR CYLINDER VALVE	1
27	1-654-010047-02	SCREW, HEX CAP	4
28	3-238-010001	CYLINDER, AIR	1
29	1-297-010008-01	FITTING, AIR 90	1
30	68CA-2-2	CONNECTOR	1

* SOLD AS MATCHED SET ONLY.

**ITEMS 23 AND 24 REPLACE ITEMS 16 AND 17 WHEN REMOTE OPTION IS USED.

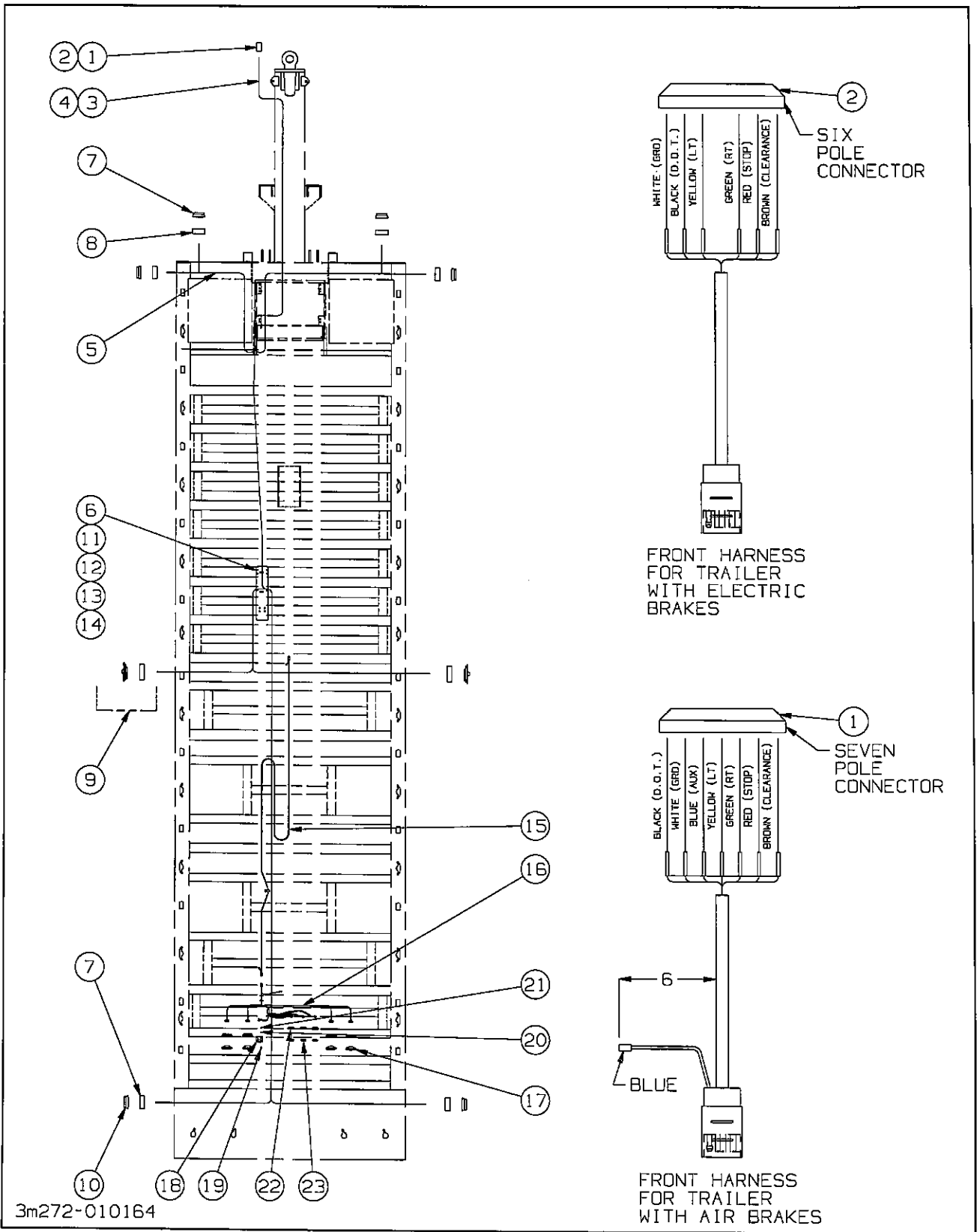


Figure 1-9 Electrical Assembly

ELECTRICAL ASSEMBLY

ITEM	PART NO.	DESCRIPTION	QTY
	3-272-010164-01	ELECTRICAL ASSEMBLY 7 POLE (ITEMS 1-14)	
	3-272-010164-02	ELECTRICAL ASSEMBLY 6 POLE (ITEMS 1-14)	
	3-762-010722	UNDERCARRIAGE ASSY , SPRING, 102 (ITEMS 15-23)	
	3-762-010726	UNDERCARRIAGE ASSY , SPRING, 96 (ITEMS 15-23)	
	3-762-010725	UNDERCARRIAGE ASSY , A/R, 102 (ITEMS 15-23)	
1	59P8	RECEPTACLE 7 PIN WITH GUARD	*1, —
2	3-203-010026	CONNECTOR ELECT 6-WAY PLUG	*—, 1
3	**3-368-010278	HARNESS ASSEMBLY FRONT MAIN - 7 POLE	*1, —
4	***3-368-010281	HARNESS FRONT MAIN -6 POLE	*—, 1
5	3-368-010279	HARNESS ASSEMBLY CENTER MAIN	1
6	3-181-010034-1	CLAMP CONDUIT STEEL 1/2	2
7	10403	GROMMET MOUNT	6
8	10205Y	REFLECTOR LAMP YELLOW	4
9	60015Y	LIGHT TURN AND CLEARANCE	2
10	10205R	REFLECTOR LAMP RED	2
11	1-656-010003051	SCREW ROUND HEAD MACHINE 10-24X3/4	2
12	1-861-010032-03	WASHER FLAT #10	2
13	1-861-010034-07	WASHER SPLIT LOCK #10	2
14	1-512-010007-03	NUT HEX 10-24	2
15	3-368-010280	HARNESS ASSEMBLY UNDERCARRIAGE MAIN	1
16	3-368-010175	HARNESS WIRE UNDERCARRIAGE REAR	1
17	40002R	LIGHT 4 IN STOP TURN TAIL	4
18	15009	LICENSE LAMP	1
19	1-656-010003051	SCREW ROUND HEAD MACHINE 10-24X3/4	2
20	1-861-010034-07	WASHER SPLIT LOCK 10	2
21	1-512-010007-03	NUT HEX 10-24	2
22	10404	GROMMET MOUNT 3IN	3
23	10205R	REFLECTOR LAMP RED	3

* NOTE: USE FIRST QUANTITY WITH P/N 3-272-010164-01; SECOND QUANTITY WITH P/N 3-272-010164-02.

** NOTE: THE RED (STOP) WILL GO TO THE 4" DIA STOP LIGHT ON BUMPER. THE STOP LIGHT IS ON A DIFFERENT CIRCUIT THAN YELLOW AND GREEN TURN SIGNAL.

*** NOTE: THE RED (STOP) WILL GO TO ELECTRIC BRAKES. THE WIRE GOING TO THE STOP LIGHT IS IN WITH THE YE4LLOW AND GREEN WIRES WHICH ALSO ARE THE TURN SIGNAL WIRES. THE SIGNAL FOR THE RED WIRE THAT CONTROLS ELECTRIC BRAKES COMES FROM AN ELEC-TRIC BRAKE CONTROLLER THAT IS TO BE MOUNTED ON THE DASH OF THE TRUCK.

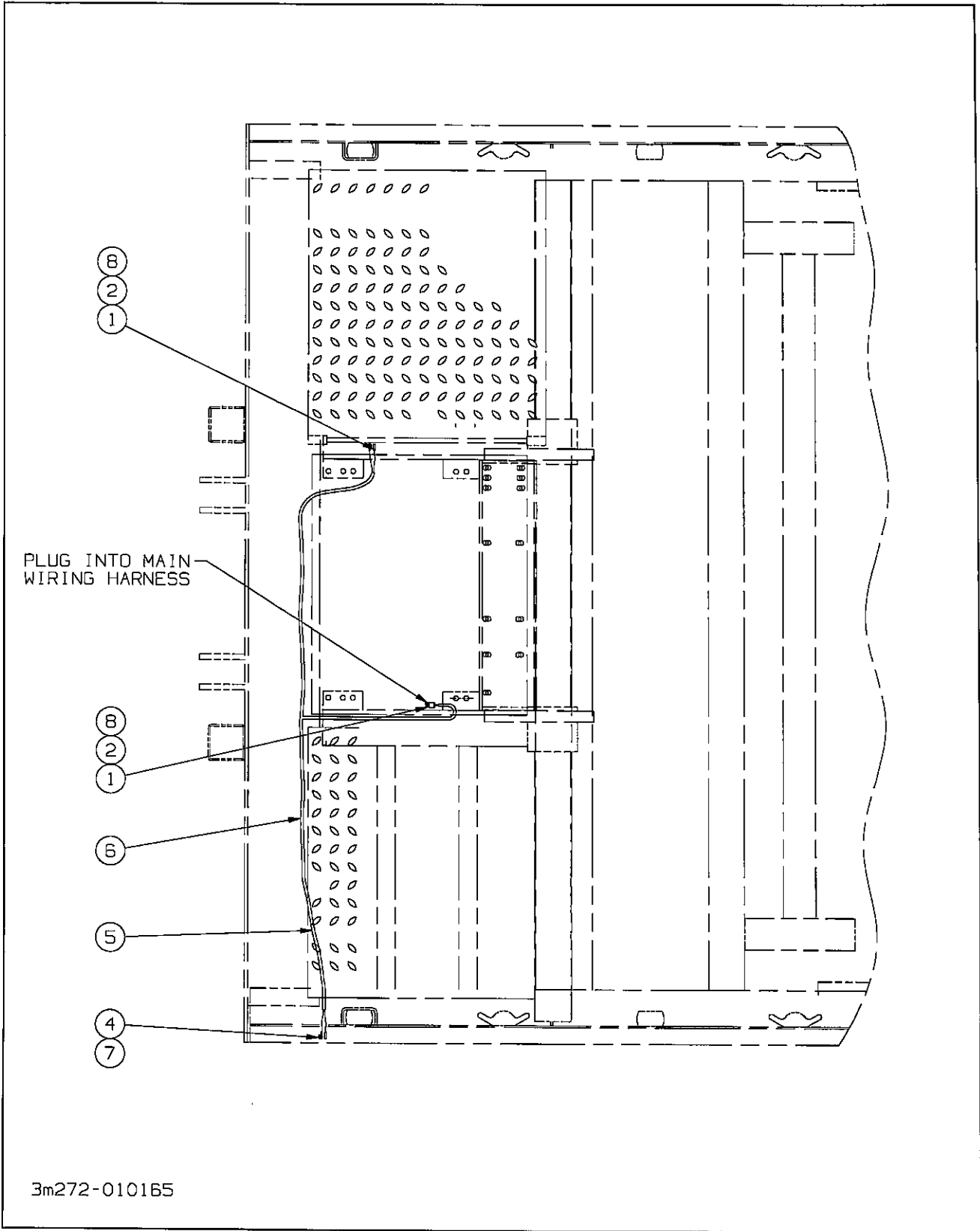


Figure 1-10 Light Winch Assembly

LIGHT WINCH ASSEMBLY

ITEM	PART NO.	DESCRIPTION	QTY.
	3-272-010165-01	LIGHT, WINCH SINGLE	
	3-272-010165-02	LIGHT, WINCH DUAL	
1	1-512-010005-05	NUT HEX LOCK GRB 3/8-16	*1, 2
2	1-654-010051-05	SCREW HEX HEAD CAP 3/8-16X1 GR5	*1, 2
3	1-796-010003-02	TIE STRAP PLASTIC 18X14.19 (NOT SHOWN)	6
4	3-272-010017	TOGGLE SWITCH SEALED	1
5	3-272-010021	ELECTRICAL BUTT SPLICE 16-14	2
6	3-368-010282	HARNESS ASSEMBLY WINCH LIGHT	1
7	3-573-010273	DECAL WINCH LIGHT	1
8	64181	RECTANGULAR QUARTZ HALOGEN LAMP	*1, 2

*NOTE: 1ST QUANTITY LISTED IS FOR P/N 3-272-010165-01, 2ND QUANTITY LISTED IS FOR P/N 3-272-010165-02.

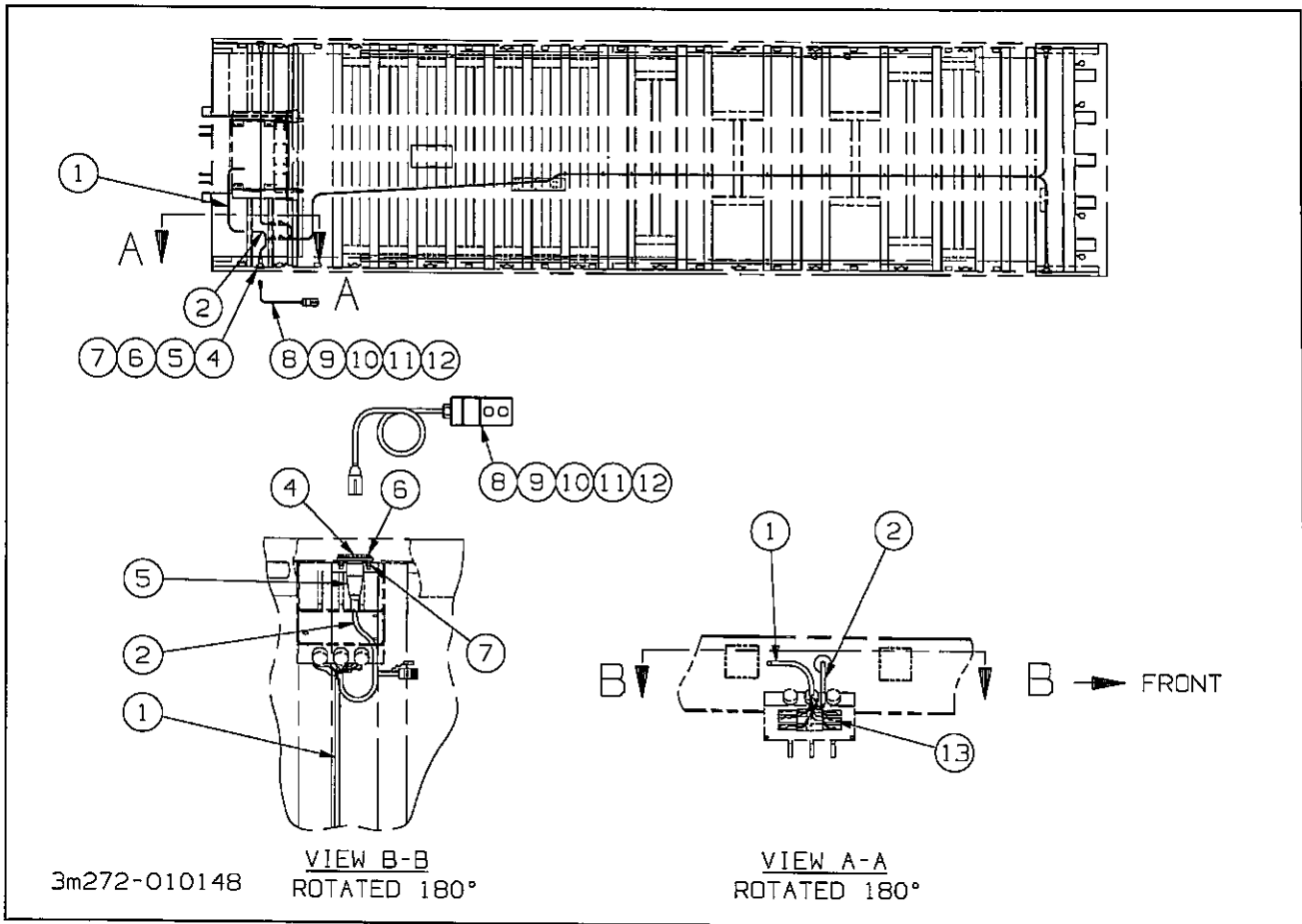
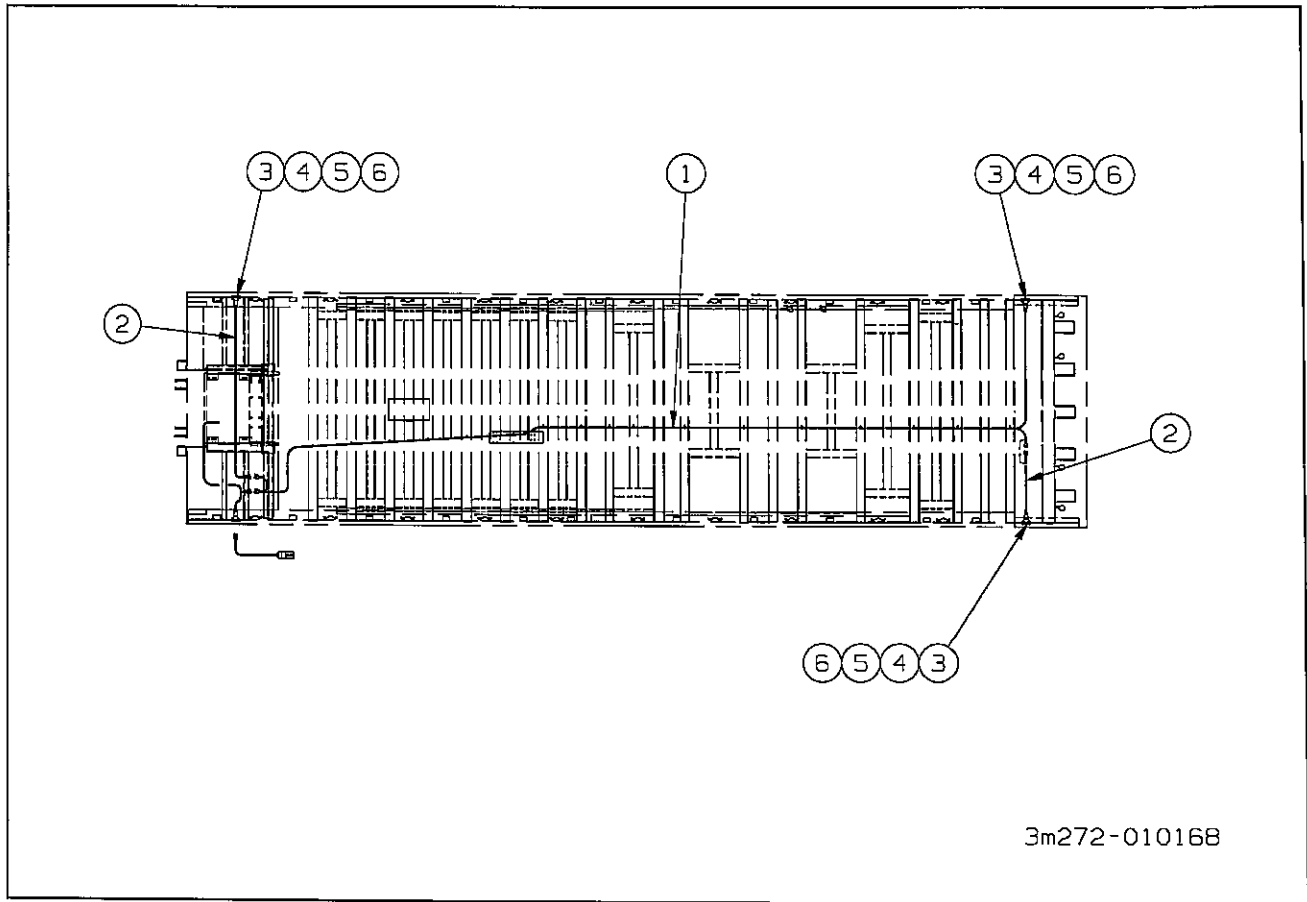


Figure 1-11 Electrical Installation - Remote Control

ELECTRICAL INSTALLATION - REMOTE CONTROL

ITEM	PART NO.	DESCRIPTION	QTY.
	3-272-010148-01	ELECTRICAL INSTALLATION, SINGLE REMOTE WINCH	
	3-272-010148-03	ELECT. INST., DUAL REMOTE, WINCH/TILT	
	3-272-010148-06	ELECT. INST., TRIPLE REMOTE, WINCH/TILT/U/C	
1	3-368-010245-01	HARNESS POWER JUMPER	1
2	3-368-010246	HARNESS FRONT REMOTE	1
3	3-846-010163-05	VALVE ASSY 3 SPOOL, REMOTE 2ND SPL (NOT SHOWN) (SEE PAGE 1-11)	REF
	3-846-010163-10	VALVE ASSY 3 SPOOL, REMOTE 3 SPL (NOT SHOWN) (SEE PAGE 1-11)	REF
4	3-272-010125	RECEPTACLE 7 PIN	1
5	59W-2-3	RUBBER BOOT	1
6	1-654-010049-06	SCREW HEX HEAD 5/16-18 X 1-1/4	2
7	1-512-010005-03	NUT HEX LOCK 5/16-18 GR8	2
8	3-765-010001	SWITCH REMOTE CONTROL ASSY (SEE PAGE 1-61)	1
	3-209-010004	CONTROL ELECT DUAL FUNC RMT (SEE PAGE 1-61)	1
	3-209-010006-01	CONTROL REMOTE WINCH/TILT/U/C (SEE PAGE 1-61)	1
13	1-660-010006	SEALANT ELECTRICAL DOW CORNING	AR



Electrical Remote - Accessory Location

ELECTRICAL REMOTE - ACCESSORY LOCATION

ITEM	PART NO.	DESCRIPTION	QTY.			
	3-272-010168-01	ELECTRICAL REMOTE ACC REAR LH OR RH	*			
	3-272-010168-02	ELECTRICAL REMOTE ACC FRONT RH		*		
	3-272-010168-03	ELECTRICAL REMOTE ACC REAR LH AND RH			*	
	3-272-010168-04	ELECTRICAL REMOTE ACC				*
1	3-368-010284	HARNES REMOTE REAR	1	-	1	1
2	3-368-010283	HARNES REMOTE SIDE	-	1	1	2
3	1-512-010005-03	NUT HEX LOCK 5/16-18 GR8	2	2	4	6
4	3-272-010125	RECEPTACLE 7 PIN	1	1	2	3
5	59W-2-3	RUBBER BOOT	1	1	2	3
6	1-654-010049-06	SCREW HEX HEAD CAP 5/16-18 X 1-1/4	2	2	4	6

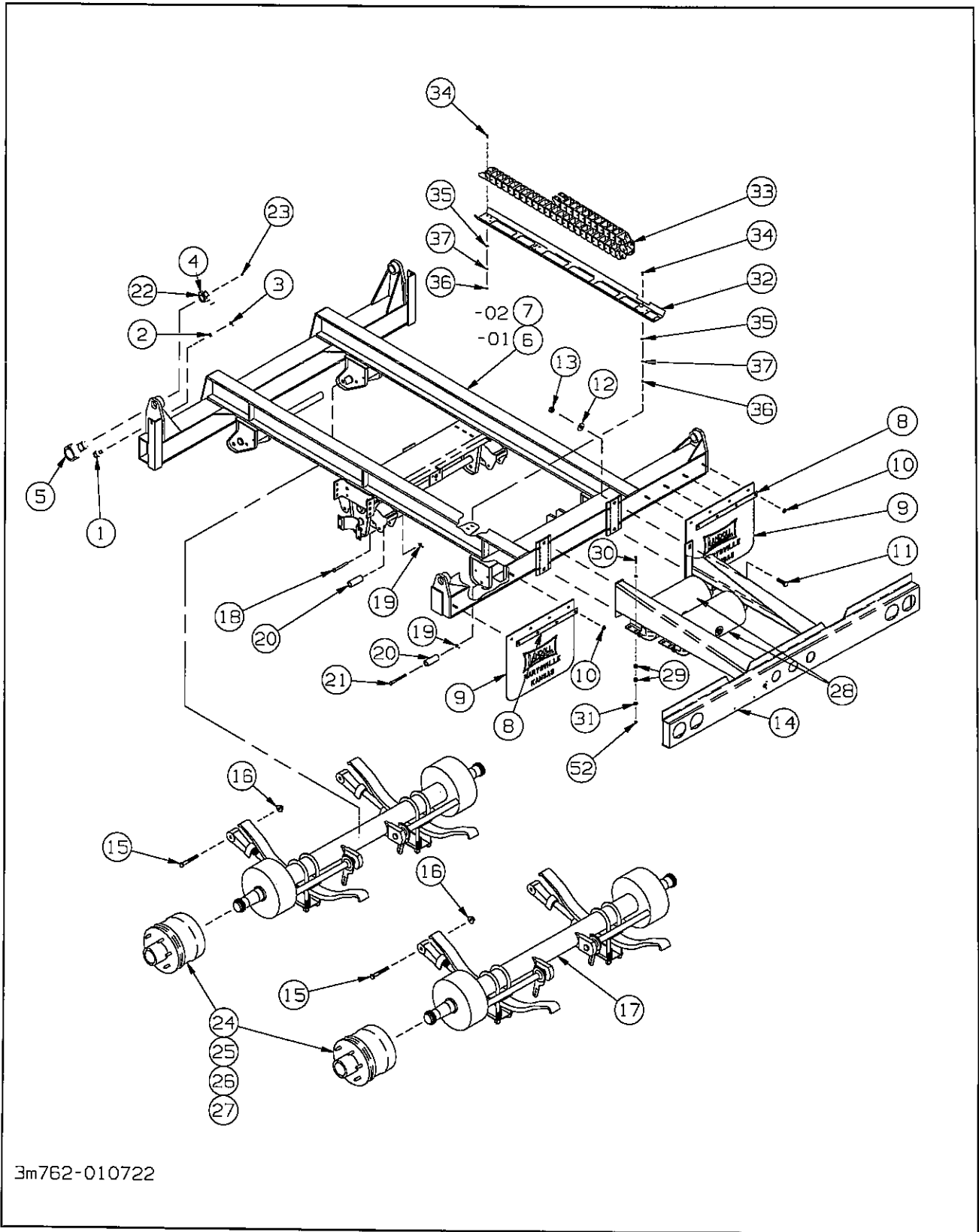
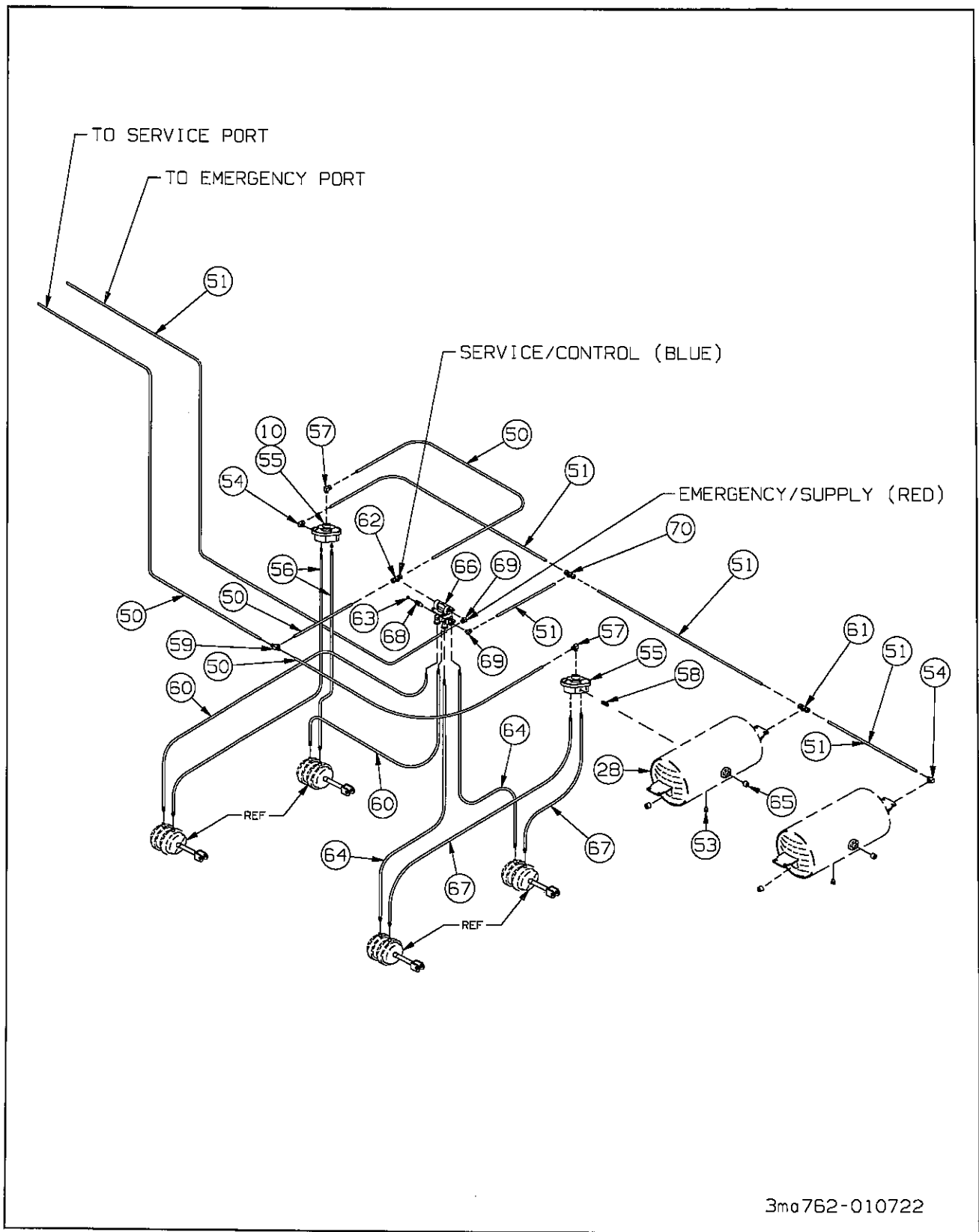


Figure 1-12 Undercarriage Assy - Spring w/ Air System



3mo762-010722

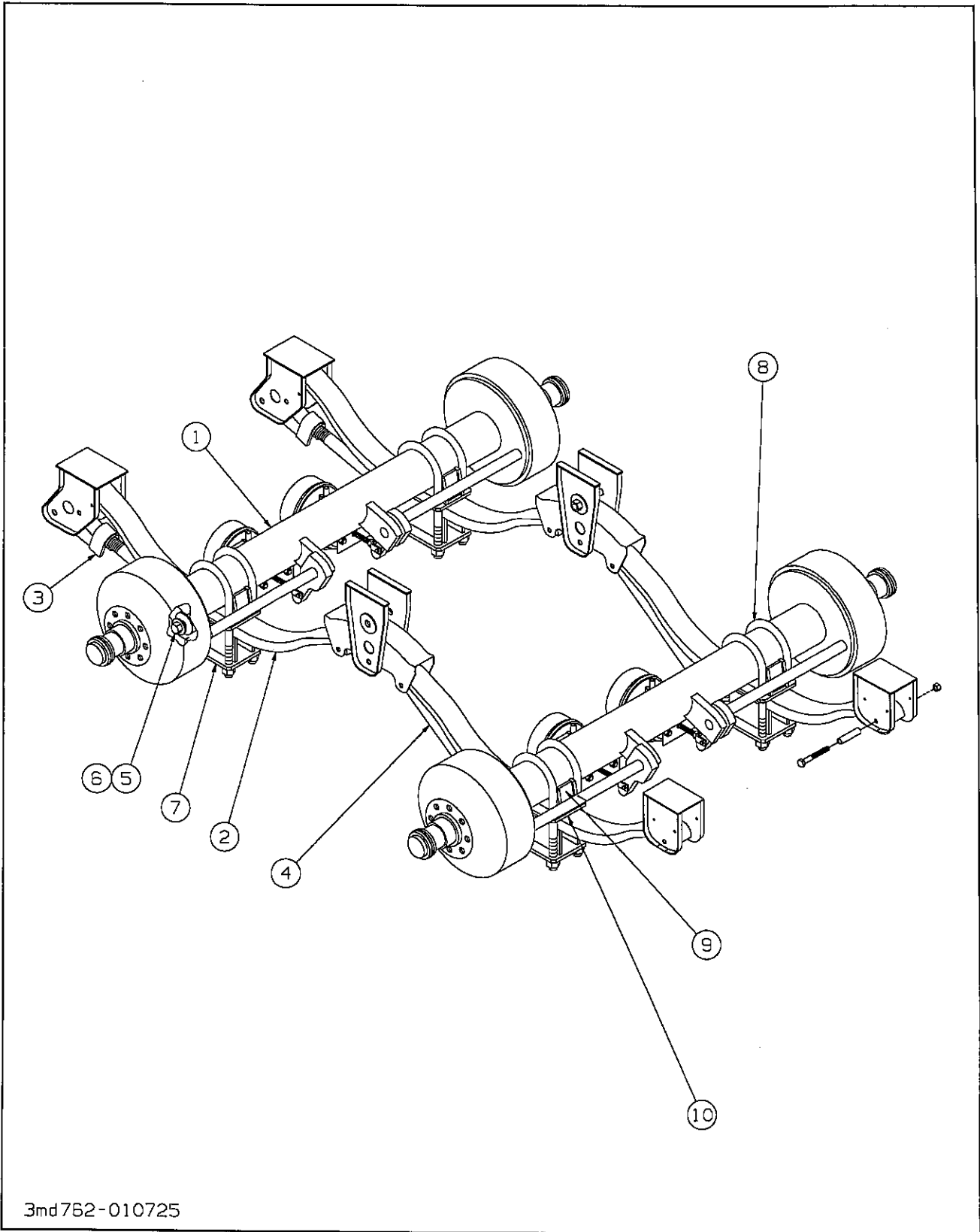
Figure 1-13 Undercarriage Assy - Spring w/ Air System

UNDERCARRIAGE ASSY - SPRING RIDE W/ AIR SYSTEM

ITEM	PART NO.	DESCRIPTION	QTY.
	3-762-010722-01	U/C BUDD SPRING 102 W/ BRACKET	
	3-762-010722-02	U/C BUDD SPRING 102 W/O BRACKET	
	3-762-010722-03	U/C PILOT SPRING 102 W/ BRACKET	
	3-762-010722-04	U/C PILOT SPRING 102 W/O BRACKET	
	3-762-010722-05	U/C SPOKE SPRING 102 W/ BRACKET	
	3-762-010722-06	U/C SPOKE SPRING 102 W/O BRACKET	
	3-762-010726-01	U/C BUDD SPRING 96 W/ BRACKET	
	3-762-010726-02	U/C BUDD SPRING 96 W/O BRACKET	
	3-762-010726-03	U/C PILOT SPRING 96 W/ BRACKET	
	3-762-010726-04	U/C PILOT SPRING 96 W/O BRACKET	
	3-762-010726-05	U/C SPOKE SPRING 96 W/ BRACKET	
	3-762-010726-06	U/C SPOKE SPRING 96 W/O BRACKET	
1	3-076-010006	CAM FOLLOWER 1-1/2 DIA	REF
2	RRT159X0.5	TUBE ROUND 1X11/16 X 1/2	REF
3	5/8-18 HFN	NUT HEX	REF
4	2-12HFN	NUT HEX GR2	4
5	3-076-010005	BEARING 4IN CAMFOLLOWER	4
6	3-762-010721-01	UNDERCARRIAGE W/O BRACKET - 102	1
	3-762-010719-01	UNDERCARRIAGE W/O BRACKET - 96	1
	3-762-010721-02	UNDERCARRIAGE W/ BRACKET - 102	1
	3-762-010719-02	UNDERCARRIAGE W/ BRACKET - 96	1
8	3-762-010017	CLAMP MUD FLAP	2
9	3-485-010001	FLAP MUD 21IN	2
10	1-510-010001	NUT 3/8-16 FLANGE LOCK	10
11	1-654-010061-05	SCREW HEX HEAD CAP 3/4-10X2 GR5	4
12	1-861-010032-20	WASHER FLAT 3/4	4
13	1-512-010005-15	NUT HEX LOCK 3/4-10 GR8	4
14	3-146-010081	BUMPER WELDMENT SPRING BRAKE	1
15	0001-08	BOLT 7/8-14X5-1/4	4
16	0002-12	NUT LOCK U-BOLT 7/8-14	4
17	3-762-010691-1	SUSPENSION ASSEMBLY 70.5-39-1/2 (SEE PAGE 1-25)	2
18	0001-04	RETAINER 5/8-18X4-1/2 HEX HEAD	4
19	0002-07	LOCKNUT HEX CENTER 5/8-18	6
20	0741-01	SPRING ROLLER EQUALIZER TRANS	6
21	0001-02	CAPSCREW HEX HEAD 5/8-18X5-1/8	2
22	#242 LOCKTITE	LOCKTITE 242 BLUE REMOVABLE	AR
23	5029	ZERK FITTING	4
24	3-406-010044	HUB/DRUM ASSEMBLY 6BOLT 12-1/4B LH (-01 & -02 ONLY) (SEE PAGE 1-37)	2
25	3-406-010045	HUB/DRUM ASSEMBLY 6BOLT 12-1/4B RH (-01 & -02 ONLY) (SEE PAGE 1-37)	2
26	3-406-010061	HUB/DRUM 8BOLT PILOT MOUNT DISC(-03 & -04 ONLY) (SEE PAGE 1-39)	4
27	3-870-010066	WHEEL 3 SPOKE 15" (-05 & -06 ONLY)(SEE PAGE 1-41)	4
28	3-780-010002	TANK AIR	2
29	805-2	BUSHINGS STEP	16
30	1-654-010051-08	SCREW HEX CAP 3/8-16X1-3/4	8
31	1-861-010032-11	WASHER FLAT 3/8	16
32	3-821-010005	TRAY CAT-TRACK	1

UNDERCARRIAGE ASSY - SPRING RIDE W/ AIR SYSTEM

ITEM	PART NO.	DESCRIPTION	QTY.
33	3-755-010189-03	SUPPORT E-CHAIN	1
	3-755-010189-1	LINK	1
	380-1	END MOUNTING BRACKET WITH HOLE	2
	380-2	END MOUNTING BRACKET WITH PIN	2
34	1/4-20 X 3/4 CB	BOLT RD HD SQ NECK GR2	8
35	1-861-010032-07	WASHER FLAT 1/4	8
36	1-512-010007-05	NUT HEX 1/4-20	8
37	1-861-010034-09	WASHER SPLIT LOCK 1/4	8
50	1-833-010002	TUBING NYLON 3/8	23
51	1-833-010003	TUBING NYLON 1/2	26
52	1-512-010005-05	NUT HEX LOCK 3/8-16 GRB	8
53	56D4	COCK DRAIN AIR TANK	2
54	1-297-010008-24	FITTING AIR 90 1/2X1/2	2
55	3-843-010005	VALVE RELAY 2 PORT THIRD AXLE	2
56	3-384-010020	HOSE AIR 3/8X32 .38 ENDS	2
57	1-297-010008-20	FITTING AIR 90 3/8X3/8	2
58	1/2NIPPLE	NIPPLE ALL THREAD	1
59	1-297-010010-03	FITTING AIR UNION TEE 3/8	1
60	1-384-010038056	HOSE AIR 56" 3/8X3/8	2
61	1-297-010015-11	FITTING AIR BRANCH TEE 1/2X1/2	1
62	1-297-010015-07	FITTING AIR BRANCH TEE 3/8X3/8	1
63	1-560-010002-02	PLUG PIPE 1/4	1
64	1-384-010038024	HOSE AIR 3/8X24	2
65	1-560-010002-04	PLUG PIPE 1/2	4
66	758-181	VALVE TASK 4 PORT	1
67	1-384-010038038	HOSE AIR 3/8X3/8	2
68	55B61	FRAME UNION	1
69	1-297-010008-23	FITTING AIR 90 1/2X3/8	2
70	1-297-010010-06	FITTING AIR UNION TEE 1/2	1



3md762-010725

Figure 1-14 Suspension Assembly - Spring Ride

SUSPENSION ASSEMBLY - SPRING RIDE

ITEM	PAGE/PART NO.	DESCRIPTION	QTY.
	3-762-010691	SUSPENSION ASSY S/R 70.5 39-1/2 SPG CTR	
1	3-042-010130-02	AXLE 70-1/2 12-1/4X7-1/2 BRAKE SPG22.5K(SEE PAGE 1-33)	2
2	3-720-010030	SPRING, MONO LEAF HI ARCH	4
3	1035-20	ADJUSTABLE TORQUE ARM	2
4	0075-20	RIGID TORQUE ARM	2
5	0001-08	BOLT, 7/8-14 X 5-1/4 GR5	4
6	0002-12	LOCKNUT, 7/8-14	20
7	0508-00	BOTTOM PLATE, SINGLE LEAF	4
8	0102-13	U-BOLT, 13" LENGTH	8
9	0647-01	AXLE SEAT, 1" HIGH SINGLE LEAF	4
10	0375-00	DELTRIN LINER, SINGLE LEAF	4

NOTE: IF AXLE WELDMENT IS DESIRED, CALL OUT 3-042-010130-02 QUANTITY 1 AND 0647-01 AXLE SEAT, QUANTITY 2 TO BE WELDED PER PRINT 3-762-010691.

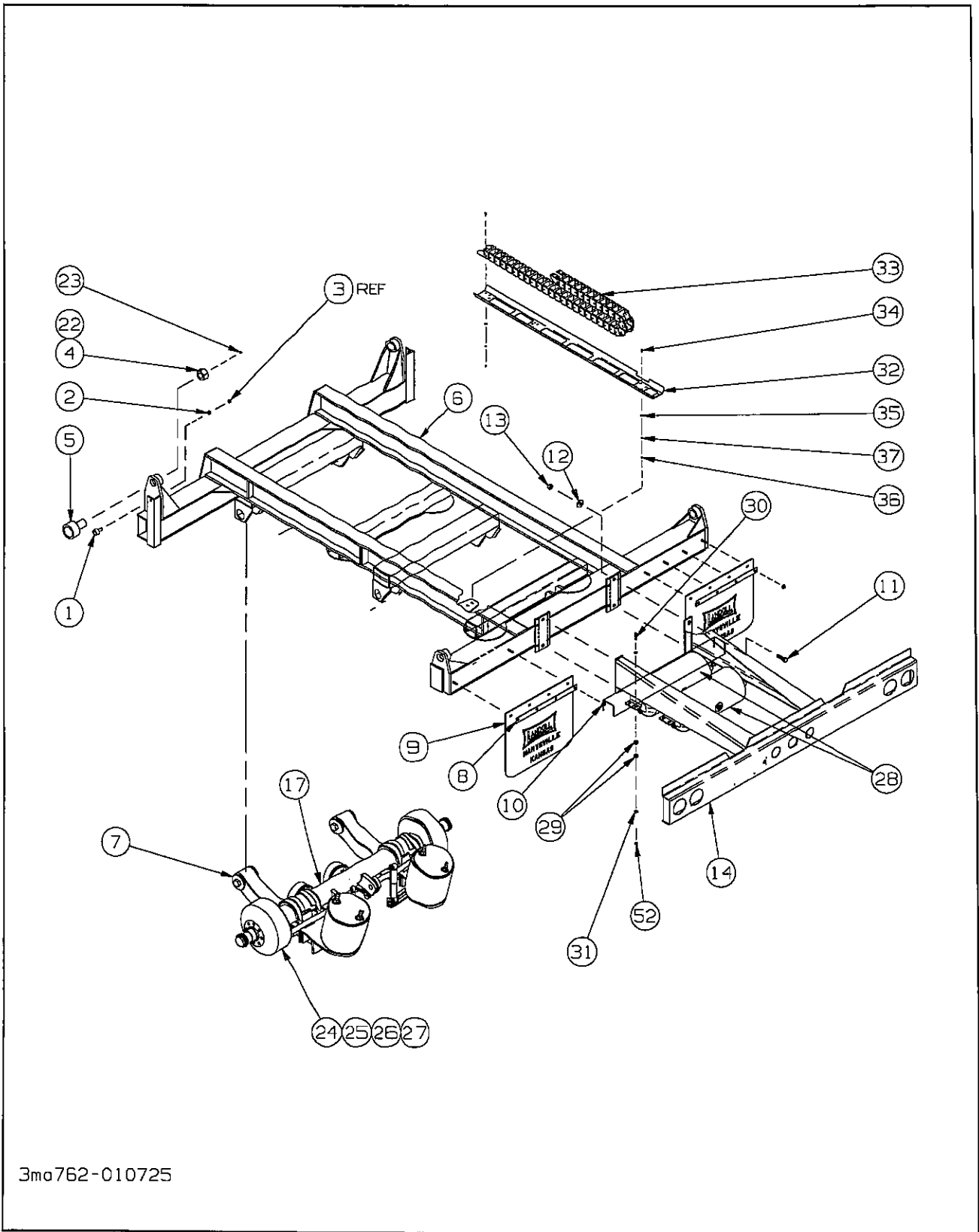
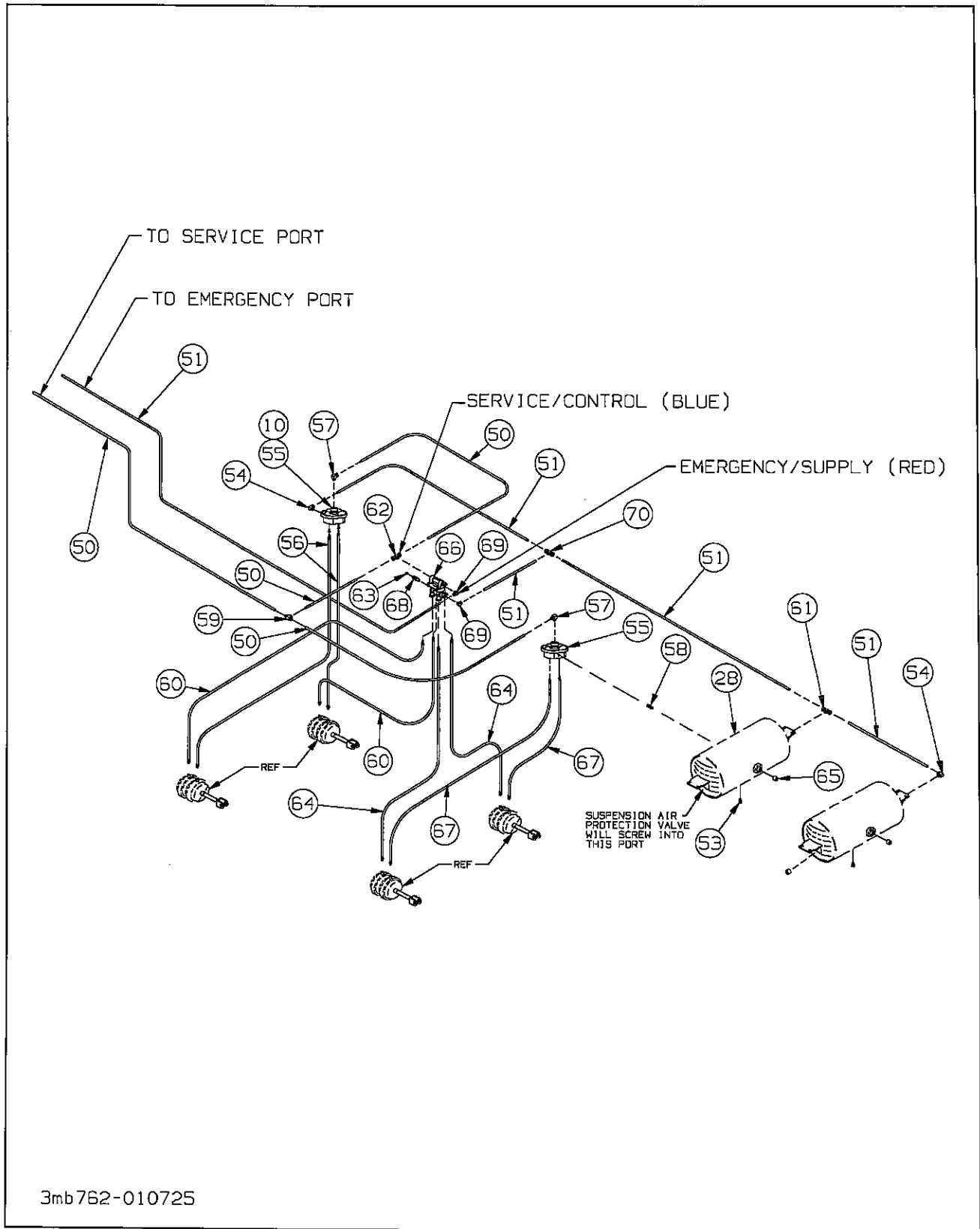


Figure 1-15 U/C Assy - Air Ride w/ Air System (1 of 3)



3mb762-010725

Figure 1-16 U/C Assy - Air Ride w/ Air System (2 of 3)

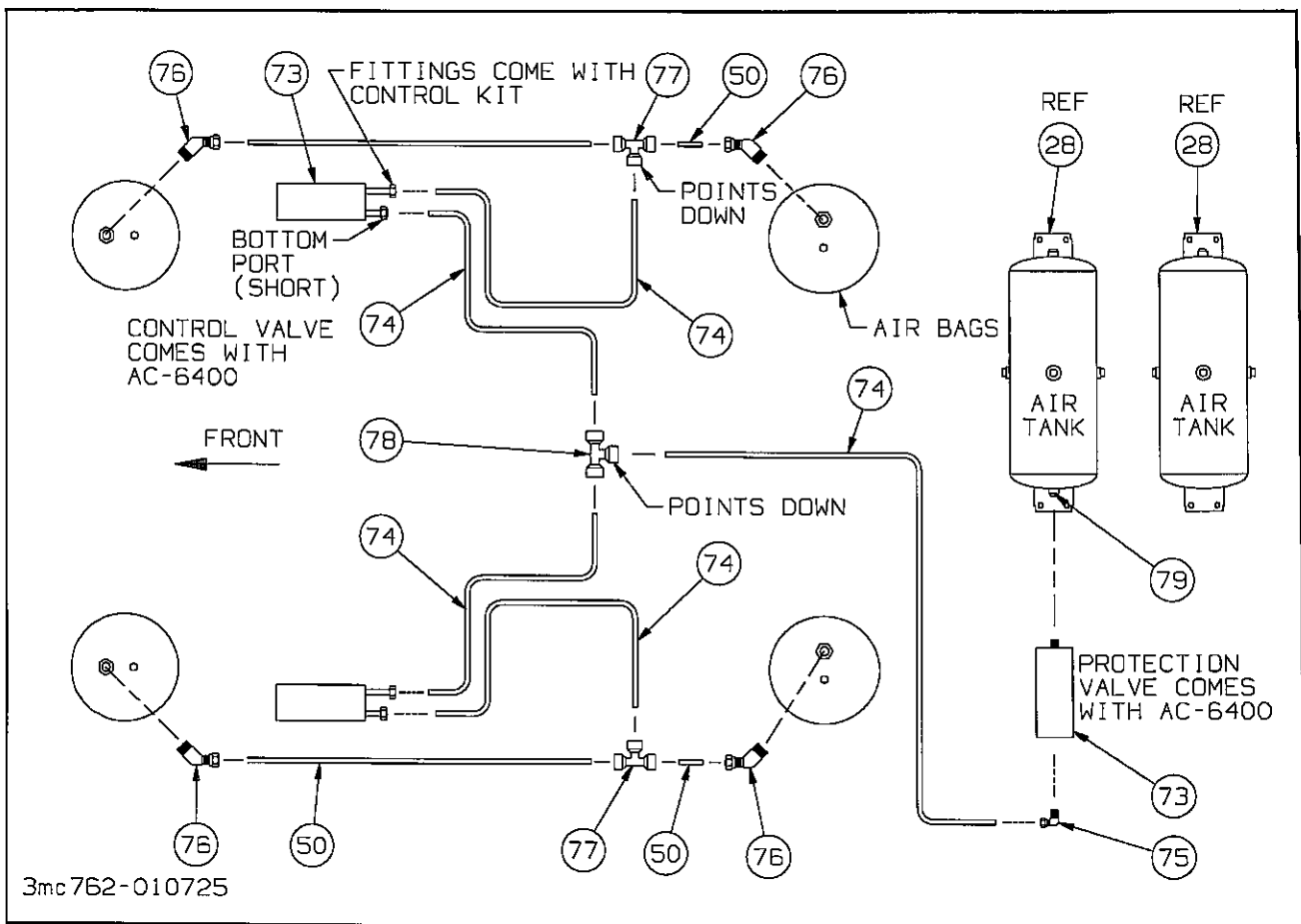


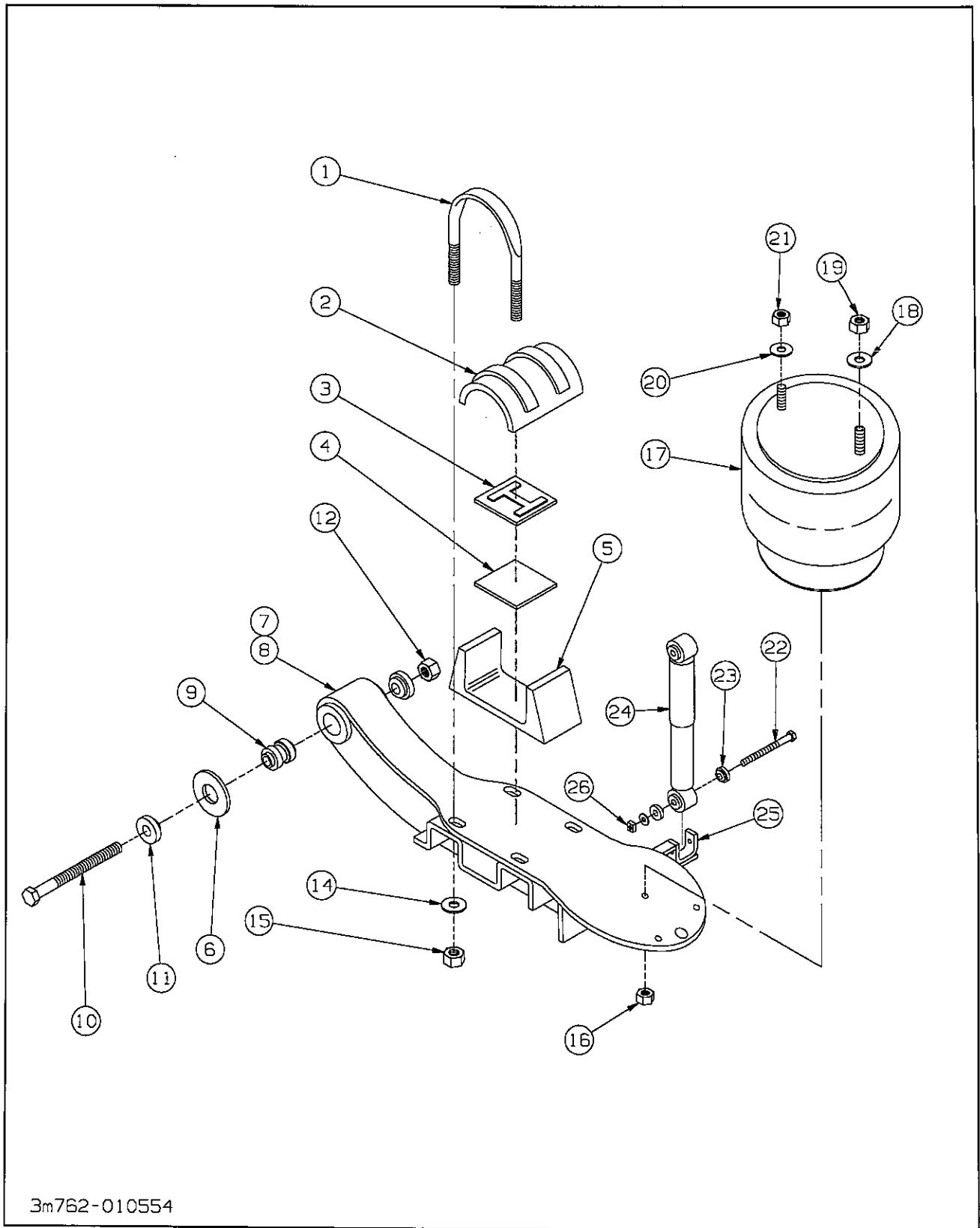
Figure 1-17 U/C Assy - Air Ride w/ Air System (3 of 3)

UNDERCARRIAGE ASSY - AIR RIDE W/ AIR SYSTEM

ITEM	PART NO.	DESCRIPTION	QTY.
	3-762-010725-01	U/C BUDD A/R - 102	
	3-762-010725-02	U/C PILOT A/R - 102	
	3-762-010725-03	U/C SPOKE A/R - 102	
1	3-076-010006	CAM FOLLOWER 1-1/2	REF
2	RRT159 X 0.5	TUBE ROUND 1 X 11/16 X 1/2	REF
3	5/8-18HFN	NUT HEX	REF
4	2-12HFN	NUT HEX GR2	4
5	3-076-010005	BEARING 4 IN CAMFOLLOWER	4
6	3-762-010724	SUSPENSION WELDMENT 102 A/R	1
7	3-762-010554	SUSPENSION HANGER ASSY A/R-45 (SEE PAGE 1-31)	1
8	3-762-010017	CLAMP MUD FLAP	2
9	3-485-010001	FLAP MUD 21IN	2
10	1-510-010001	NUT 3/8-16 FLANGE LOCK	10
11	1-654-010061-05	SCREW HEX HEAD CAP 3/4-10X2 GR5	4
12	1-861-010032-20	WASHER FLAT 3/4	4
13	1-512-010005-15	NUT HEX LOCK GR8 3/4-10	4
14	3-146-010081	BUMPER WELDMENT SPRING BRAKE	1
17	3-042-010111-2	AXLE WELDMENT D22 AR-45 70.5 (SEE PAGE 1-33)	2
22	#242 LOCKTITE	LOCKTITE BLUE REMOVABLE	AR

UNDERCARRIAGE ASSY - AIR RIDE W/ AIR SYSTEM

ITEM	PART NO.	DESCRIPTION	QTY.
23	5029	ZERK FITTING	4
24	3-406-010044	HUB/DRUM ASSEMBLY 6BOLT 12-1/4B LH (-01 & -02 ONLY) (SEE PAGE 1-37)	2
25	3-406-010045	HUB/DRUM ASSEMBLY 6BOLT 12-1/4B RH (-01 & -02 ONLY) (SEE PAGE 1-37)	2
26	3-406-010061	HUB/DRUM 8BOLT PILOT MOUNT DISC(-03 & -04 ONLY) (SEE PAGE 1-39)	4
27	3-870-010066	WHEEL 3 SPOKE 15" (-05 & -06 ONLY)(SEE PAGE 1-41)	4
28	3-780-010002	TANK AIR 9.5X22.5 5 PORTS	2
29	805-2	BUSHINGS STEP	16
30	1-654-010051-08	SCREW HEX HEAD CAP 3/8-16X1-3/4 GR5	8
31	1-861-010032-11	WASHER FLAT 3/8	16
32	3-821-010005	TRAY CAT-TRACK	1
33	3-755-010189-03	SUPPORT E-CHAIN	1
	3-755-010189-1	LINK	1
	380-1	END MOUNTING BRACKET WITH HOLE	2
	380-2	END MOUNTING BRACKET WITH PIN	2
34	1/4-20X3/4CB	CARRIAGE BOLT GR2	8
35	1-861-010032-07	WASHER FLAT 1/4	8
36	1-512-010007-05	NUT HEX 1/4-20	8
37	1-861-010034-09	WASHER SPLIT LOCK 1/4	8
50	1-833-010002	TUBING NYLON 3/8	33
51	1-833-010003	TUBING NYLON 1/2	26
52	1-512-010005-05	NUT HEX LOCK GRB 3/8-16	8
53	56D4	COCK DRAIN AIR TANK	2
54	1-297-010008-24	FITTING AIR 90 1/2X1/2	2
55	3-843-010005	VALVE RELAY 2 PORT THIRD AXLE	2
56	3-843-010020	HOSE AIR 3/8X32 38 ENDS	2
57	1-297-010008-20	FITTING AIR 90 3/8X3/8	2
58	1/2NIPPLE	NIPPLE ALL THREAD	1
59	1-297-010010-03	FITTING AIR UNION TEE 3/8	1
60	1-384-010038056	HOSE AIR 56" 3/8X3/8 ENDS	2
61	1-297-010015-11	FITTING AIR BRANCH TEE 1/2X1/2	1
62	1-297-010015-07	FITTING AIR BRANCH TEE 3/8X3/8	1
63	1-560-010002-02	PLUG PIPE 1/4	1
64	1-384-010038024	HOSE AIR 3/8X24	2
65	1-560-010002-04	PLUG PIPE 1/2	3
66	758-181	VALVE TASK 4 PORT	1
67	1-384-010038038	HOSE AIR 3/8X38	2
68	55B61	FRAME UNION	1
69	1-297-010008-23	FITTING AIR 90 1/2X3/8	2
70	1-297-010010-06	FITTING AIR UNION TEE 1/2	1
73	AC-6400	AIR CONTROL KIT (SEE PAGE 1-35)	1
74	1-833-010001	TUBING NYLON 1/4	12
75	1-297-010008-07	FITTING AIR 90 1/4X1/4	1
76	1-297-010013-11	FITTING AIR 45 3/8X1/4	4
77	1-297-010010-04	FITTING AIR UNION TEE 3/8X3/8X1/4	2
78	1-297-010010-01	FITTING AIR UNION TEE 1/4	1
79	2083-8-4S	NIPPLE HEX 1/2X1/4	1



3m762-010554

Figure 1-18 Suspension, Hanger Assembly AR-45

SUSPENSION HANGER ASSEMBLY

ITEM	PAGE/PART NO.	DESCRIPTION	QTY.
	3-762-010554	SUSPENSION, HANGER ASSEMBLY, AR-45	
1	900-41-878	U-BOLT 1" - 8 X 9	4
2	905-10-032	AXLE CAP 5" SQUARE	2
3	900-28-047	RIBBER WRAPPER 5" RD	2
4	900-28-075	STEEL/RUBBER PAD	2
5	900-01-078	BEAM SEAT	2
6	900-36-140	SPACER WASHER	4
7	905-15-857	EQUALIZING BEAM ASSEMBLY LH	1
8	905-15-858	EQUALIZING BEAM ASSEMBLY RH	1
9	900-08-139	BUSHING	2
10	932-01-046	CAP SCREW, 1-1/8"-7	2
11	900-08-141	ALIGNMENT BUSHING	2
12	939-00-165	SMART NUT ASSEMBLY, 1-1/8"-7	2
13	939-00-164	RING (MUST BE USED WITH ITEM 11)	2
14	939-00-027	FLAT WASHER, 1"	8
15	934-00-502	LOCK NUT, 1" - 8	8
16	934-00-492	LOCK NUT, 3/4" - 10	4
17	905-57-023	AIR SPRING ASSEMBLY	2
18	936-00-077	LOCK WASHER, 3/4"	4
19	934-00-149	HEX NUT, 3/4" - 16	2
20	936-00-072	LOCK WASHER, 1/2"	2
21	934-00-136	HEX NUT, 1/2"-13	2
22	930-03-599	CAP SCREW, 3/4" -10 X 3-1/2"	4
23	905-08-004	REPLACEMENT BUSHING (4 PER SHOCK ABSORBER)	8
24	900-44-162	SHOCK ABSORBER	2
25	905-19-425	LOWER SHOCK BRACKET	2
26	934-00-367	SQUARE NUT, 3/4" - 10	2

AXLE AND BRAKE ASSEMBLY

ITEM	PAGE/PART NO.	DESCRIPTION	QTY.
	3-042-010130-02	AXLE 70.5", 12.25 X 7.5 SPG BK 22.5K(INCL. ITEMS 1 - 23)	2
1	*	AXLE BEAM	1
**2	014-068-00	BUSHING -SPIDER ANCHOR PIN	4
**3	056-017-00	ANCHOR PIN	4
4	040-320-01	SHOE AND LINING ASSEMBLY	4
4A	041-060-01	LINING -BRAKE BLOCK CAM	4
4B	041-057-01	LINING -BRAKE BLOCK ANCHOR	4
**5	014-057-00	ROLLER	4
**6	056-010-00	PIN ROLLER	4
**6A	069-018-00	RETAINING PIN ROLLER	4
**7	046-092-00	SPRING -SHOE RETRACTOR	2
**8	056-018-00	RETAINER PIN - RETRACTOR SPRING	4
**9	046-097-00	KEEPER SPRING	4
***10	005-074-00	WASHER -CAMSHAFT "D"	2
***11	010-052-00	GREASE SEAL	4
***12	014-056-00	BUSHING -CAMSHAFT SPIDER	2
***13	005-075-00	WASHER -CAMSHAFT	2
***13A	005-134-00	WASHER- CAMSHAFT END	2
***14	069-020-00	RETAINER - CAMSHAFT	2
***14A	069-078-00	RETAINER - CAMSHAFT END	2
**15	014-058-00	BUSHING -CAMSHAFT SUPPORT	2
16	034-188-00	CAMSHAFT LH	1
	034-189-00	CAMSHAFT RH	1
17	055-040-07	SLACK ADJUSTER - AUTOMATIC	2
17A	055-053-00	CLEVIS	
17B	055-054-00	CLEVIS MOUNTING KIT	
18	006-114-00	NUT - INNER SPINDLE BEARING	2
19	005-098-00	LOCKWASHER - INDEXING	2
20	005-099-00	LOCKWASHER - TAB	2
21	006-115-00	NUT - OUTER SPINDLE	2
***22	061-006-00	GREASE FITTING 45°	2
23	034-048-00	AIR CHAMBER ASSEMBLY	2
	3-042-010111-2	AXLE WELDMENT WILL HAVE P/N 900 01 082 NEWAY AIR RIDE SUSP. AXLE ADAPTER (2) WELDED ONTO AXLE P/N 3-042-010130-02	

* WHEN ORDERING THE BEAM WITH SPINDLE SPIDER AND BRACKETS ATTACHED YOU WILL NEED THE BEAM NUMBER, D2212; TRACK LENGTH 70.5"; BRAKE SIZE 12-1/4" X 7-1/2"; AND CAMSHAFT LENGTH 22-5/16".

** THESE PARTS ARE AVAILABLE AS PART OF BRAKE SHOE HARDWARE KIT K71-406-00

*** THESE PARTS ARE AVAILABLE AS PART OF CAMSHAFT REPAIR KIT K71-101-00

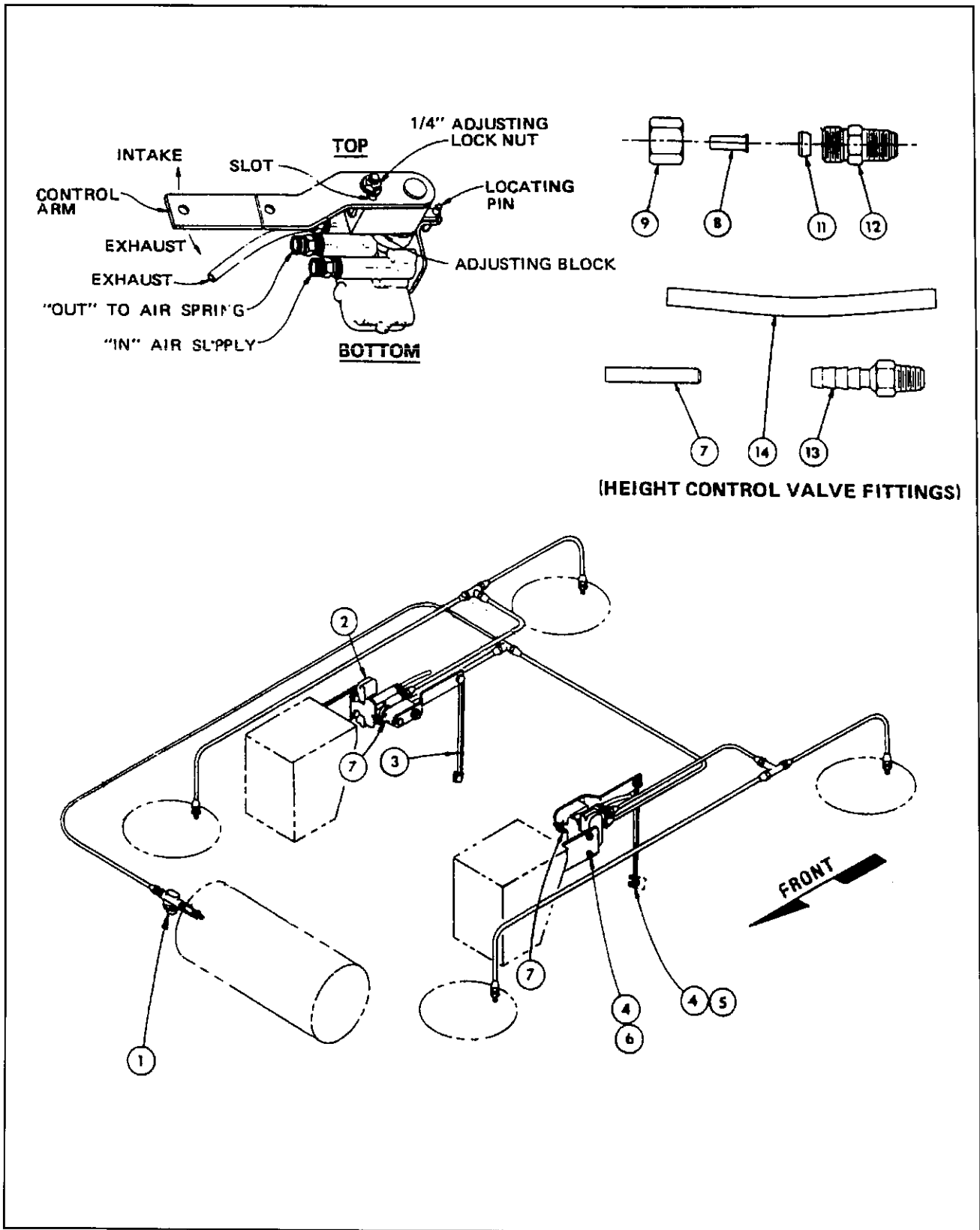


Figure 1-20 Air Control Kit

AIR CONTROL KIT

ITEM	PAGE/PART NO.	DESCRIPTION	QTY.
	AC-6400	AIR CONTROL	
1	905-54-107	PRESSURE PROTECTION VALVE AND FILTER	1
	900-54-172	FILTER FOR PRESSURE PROTECTION VALVE	1
2	900-54-113	HEIGHT CONTROL VALVE	2
3	900-54-442	LINK ROD 5-1/4"	2
4	934-00-060	LOCK NUT 1/4-20 GRB	8
5	930-02-361	CAP SCREW 1/4-20 X 1-1/4 GR5	4
6	930-02-349	CAP SCREW 1/4-20 X 3/4 GR5	4
7	900-54-122	LOCATING PIN	2
8	938-00-014	INSERT (FOR 1/4" PLASTIC TUBING)	4
9	938-00-140	BRASS NUT	4
10	938-00-062	DELFIN SLEEVE (FOR PLASTIC TUBING)	4
11	905-54-059	FILTER FOR HEIGHT CONTROL VALVE	4
12	938-00-139	EXHAUST FITTING	2
13	900-54-276	EXHUST HOSE, 6" LONG	2
14	941-00-119	DECAL (OPERATING)	1
17	SD-415	HEIGHT CONTROL VALVE INSTRUCTIONS	1

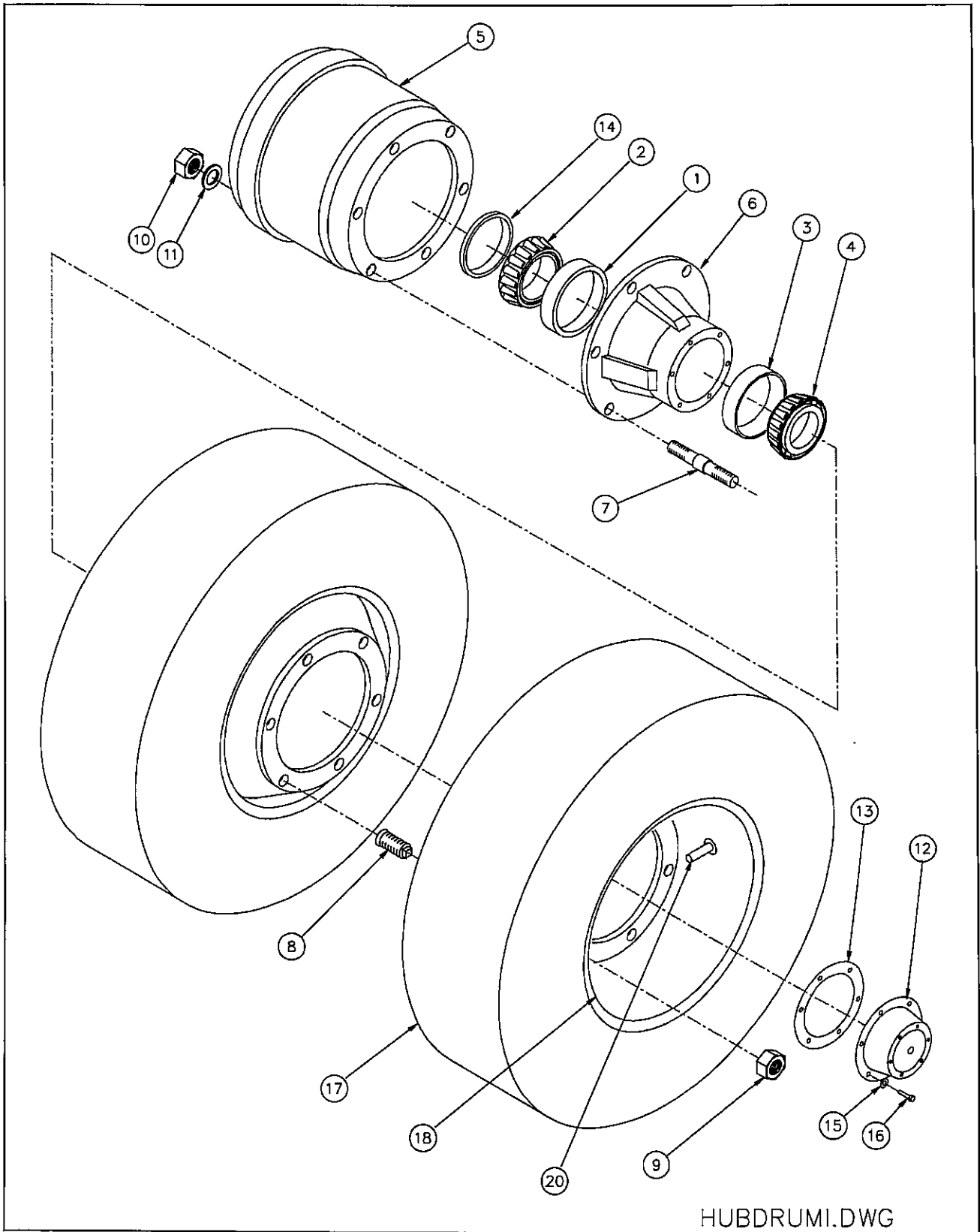


Figure 1-21 Inboard Hub and Drum Assembly

INBOARD HUB AND DRUM ASSEMBLY

ITEM	PART NO.	DESCRIPTION	QTY
	3-406-010044	HUB/DRUM ASSY, 6 BOLT 12-1/4 X 7-1/2 BRAKE LH	2
	3-406-010045	HUB/DRUM ASSY, 6 BOLT 12-1/4 X 7-1/2 BRAKE RH	2
1	HM218210	INNER BEARING CUP	1
2	HM218248	INNER BEARING CONE	1
3	HM212011	OUTER BEARING CUP	1
4	HM212049	OUTER BEARING CONE	1
5	63635	BRAKE DRUM	1
6	1056	HUB	1
7	139913	3/4-10 STUD LH	6
	139902	3/4-10 STUD RH	6
8	107083	INNER CAP NUT LH	6
	107082	INNER CAP NUT RH	6
9	178921	OUTER CAP NUT LH	6
	178910	OUTER CAP NUT RH	6
10	75716	NUT, HEX LOCK 3/4-16	6
11	257	WASHER, FLAT	6
12	021-038-01 (4009)	CAP, HUB	1
13	071-124-00 (3067)	GASKET, OIL CAP	1
14	3-659-010012	SEAL	1
15	5/16SLW	WASHER SPLIT LOCK	6
16	5/16-18X3/4HHCS	SCREW HEX HEAD CAP	6
17	10RX17.5 GY	TUBELESS RAD LRH GOODYEAR	1
	10RX17.5X	TIRE RAD TUBELESS MICHELIN LRH	1
	3-798-010038	TIRE TRAILER 215/75RX17.5 MICH	1
	3-798-010079	TIRE 235/75R17/5 BRIDGESTONE	1
	3-798-010027	TIRE BRIDGESTONE 10R X 17.5	1
18	3-870-010012	WHEEL DISC 6.75 X 17.5	1
20	TR573	VALVE STEM	1

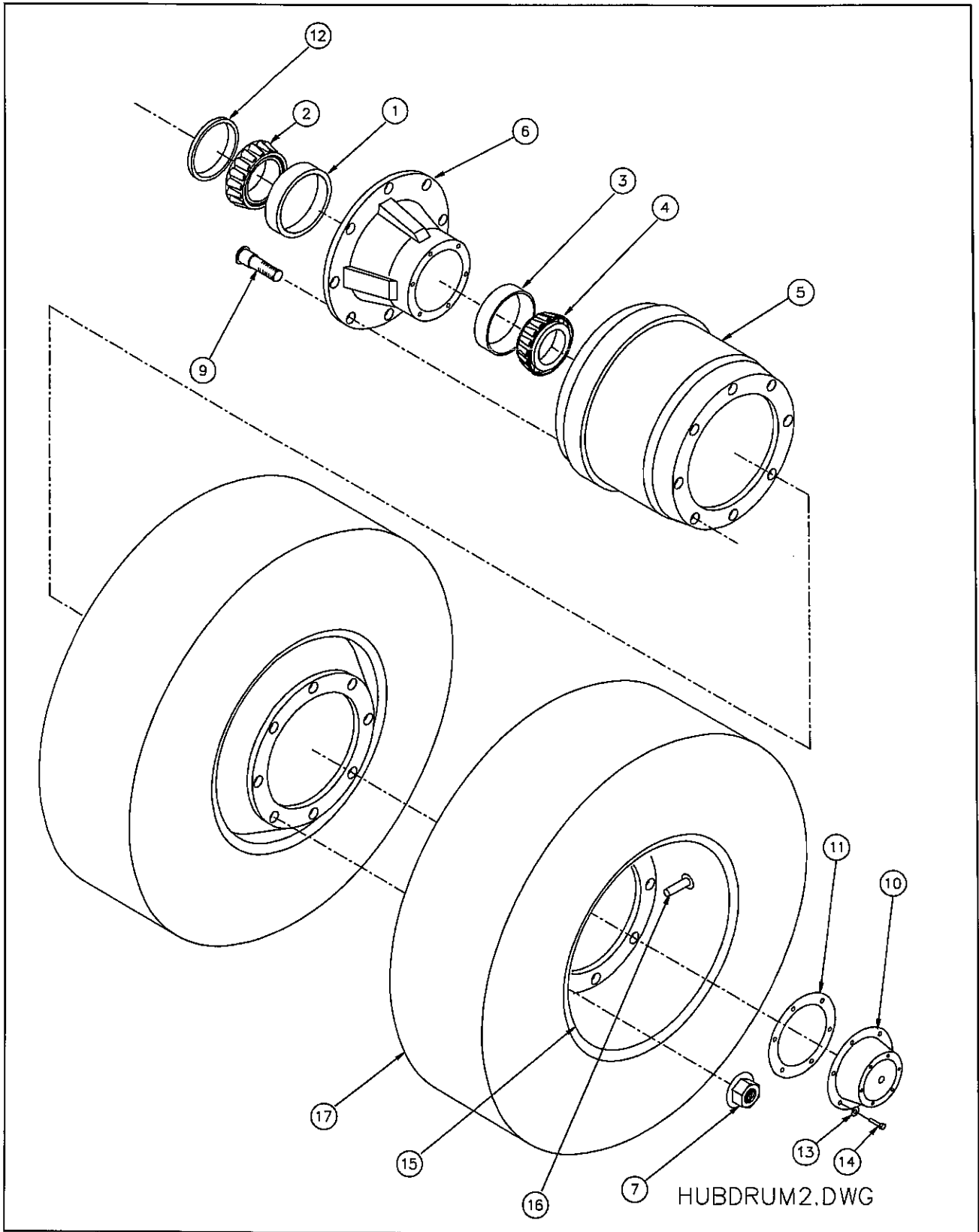
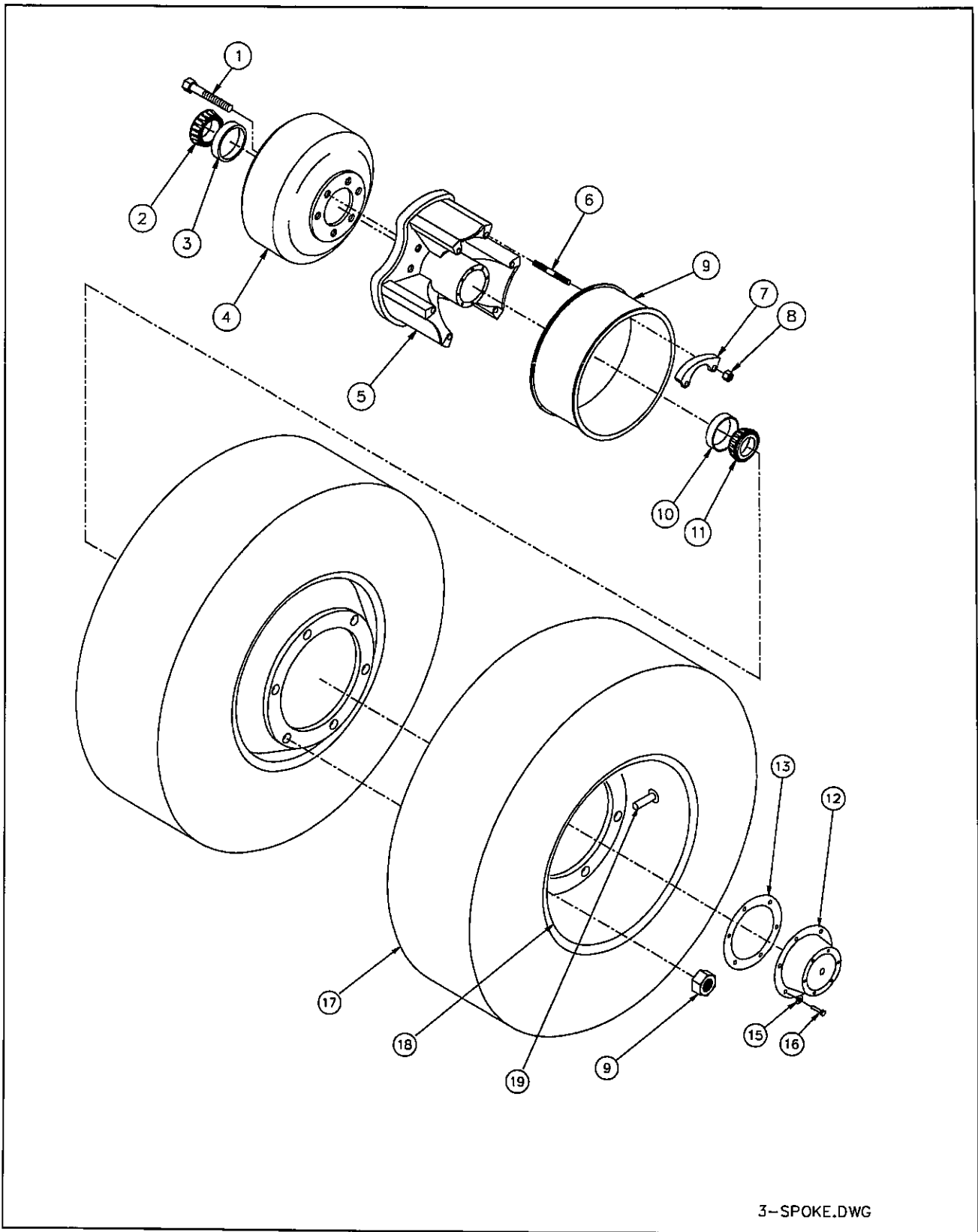


Figure 1-22 Outboard Hub and Drum Assembly

OUTBOARD HUB AND DRUM ASSEMBLY

ITEM	PART NO.	DESCRIPTION	QTY
	3-406-010061	HUB/DRUM ASSY, 8 BOLT 12-1/4 PILOT MT DISC	
1	HM218210	INNER BEARING CUP	1
2	HM218248	INNER BEARING CONE	1
3	HM212011	OUTER BEARING CUP	1
4	HM212049	OUTER BEARING CONE	1
5	63680	BRAKE DRUM	1
6	2027	HUB	1
7	101162	STUD	8
9	179955	FLANGE NUT	8
10	021-038-01 (4009)	CAP, HUB	1
11	071-124-00 (3067)	GASKET, OIL CAP	1
12	3-659-010012	SEAL	1
13	5/16SLW	WASHER SPLIT LOCK	6
14	5/16-18X3/4HHCS	SCREW HEX HEAD CAP	6
15	3-870-010097	WHEEL DISC PILOT MOUNT 17.5 X 6.75	1
16	TR573	VALVE STEM	1
17	10RX17.5 GY	TUBELESS RAD LRH GOODYEAR	1
	10RX17.5X	TIRE RAD TUBELESS MICHELIN LRH	1
	3-798-010038	TIRE TRAILER 215/75RX17.5 MICH	1
	3-798-010079	TIRE 235/75R17/5 BRIDGESTONE	1
	3-798-010027	TIRE BRIDGESTONE 10R X 17.5	1



3-SPOKE.DWG

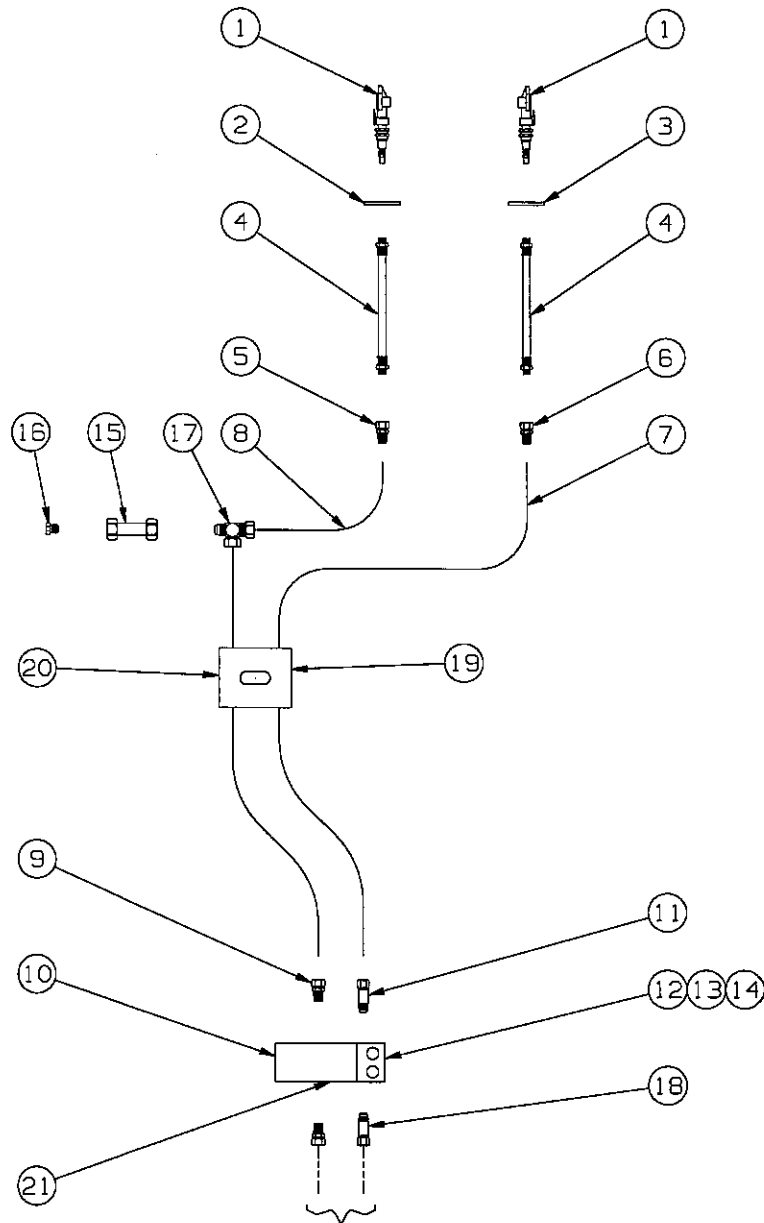
Figure 1-23 Three Spoke Hub and Drum Assembly

THREE SPOKE HUB AND DRUM ASSEMBLY

ITEM	PART NO.	DESCRIPTION	QTY
	3-870-010066	WHEEL, 3 SPOKE 15"	
1	96218	SCREW, HEX HEAD CAP	6
2	HM218248	INNER BEARING CONE	1
3	HM218210	INNER BEARING CUP	1
4	63637	DRUM, BRAKE	1
5	7000	WHEEL	1
6	171027	STUD	6
7	3319	CLAMP, RIM	3
8	74710	NUT, HEX	6
9	41533	SPACER, RIM	1
10	HM212011	OUTER CUP	1
11	HM212049	OUTER BEARING CONE	1
12	071-124-00 (3067)	GASKET, OIL CAP	1
13	021-038-01 (4009)	CAP, HUB	1
14	5/16SLW	WASHER SPLIT LOCK	6
15	5/16-18X3/4HHCS	SCREW HEX HEAD CAP	6
16	3-659-010012	SEAL	1
17	675175RTD	RIM TUBELESS TIRE 9R17.5HC 316	1
18	TR573	VALVE STEM	1
	1-843-010014	VALVE STEM EXTENSION	1
19	10RX17.5 GY	TUBELESS RAD LRH GOODYEAR	1
	10RX17.5X	TIRE RAD TUBELESS MICHELIN LRH	1
	3-798-010038	TIRE TRAILER 215/75RX17.5 MICH	1
	3-798-010027	TIRE BRIDGESTONE 10R X 17.5	1
	3-798-010079	TIRE 235/75R17.5 BRIDGESTONE	1

EMERGENCY/SUPPLY

SERVICE/CONTROL



SEE U/C ASSY PAGES
1-26 TO 1-29 FOR
REMAINING AIR
SYSTEM BREAK-DOWN

3m128-010042

Figure 1-24 Air System, Main

AIR SYSTEM, MAIN

ITEM	PART NO.	DESCRIPTION	QTY
	3-128-010042	AIR ASSEMBLY, MAIN	
1	55B11	GLAD HAND	2
2	55B61-6	TAG EMERGENCY LINE	1
3	55B61-7	TAG SERVICE LINE	1
4	1-384-010041-2	HOSE AIR 1/2X102 WITH .50 ENDS	2
5	1-297-010012-16	FITTING AIR FEMALE CONN 1/2X1/2	1
6	1-297-010012-13	FITTING AIR FEMALE CONN 3/8X1/2	1
7	1-833-010002	NYLON TUBING 3/8	18'
8	1-833-010003	NYLON TUBING 1/2	18'
9	1-297-010007-16	FITTING AIR 1/2X1/2	2
10	1-560-010002-04	PLUG PIPE 1/2	1
11	1-297-010008-20	FITTING AIR 90 3/8X3/8	1
12	1-654-010049-06	SCREW HEX HEAD CAP 5/16-18X1-1/4	2
13	1-512-010005-03	NUT HEX LOCK GRB 5/16-18	2
14	1-861-010032-09	WASHER FLAT 5/16	2
15	1-297-010022-03	FITTING AIR 1-14 ANCHOR COUPLING	1
16	1-297-010033-03	FITTING BRASS PLUG HEX 3/8	1
17	1-297-010011-06	FITTING AIR MALE RUN TEE 1/2X3/8	1
18	1-297-010008-21	FITTING AIR 90 3/8X1/2	1
19	2-181-010001	HOSE CLAMP	5
20	1-510-010001	NUT 3/8-16 FLANGE LOCK	5
21	3-843-010038	VALVE AIR RELAY FAST AIR BAL (NO PARTS BREAKDOWN)	1

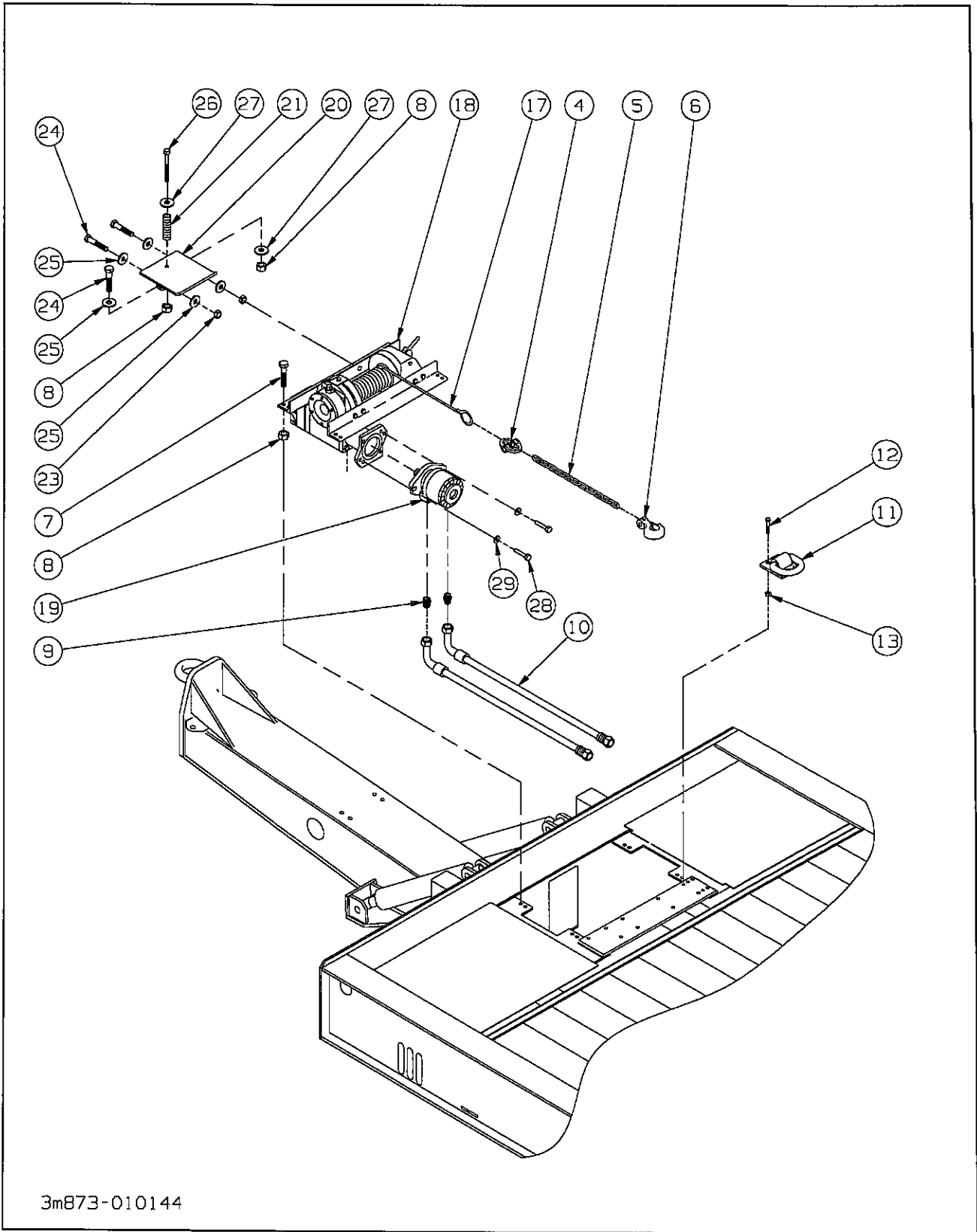


Figure 1-25 Winch Installation

WINCH INSTALLATION

ITEM	PART NO.	DESCRIPTION	QTY
	3-873-010165	WINCH INSTALLATION, 12,000 LB(ITEMS 4-10)	
	3-793-010041	TIE DOWN INST., WINCH D-RING(ITEMS 11-17)	
	3-873-010126-2	WINCH ASSY 12,000 LB PARKER(ITEMS 18-34)	1
4	3-174-010038	CHAIN LINK CONNECTING 1/2	1
5	3-174-010039036	CHAIN 1/2X36 GR7	1
6	7HCGHT500	1/2 CLEVIS GRAB HOOK	1
7	1-654-010055-03	SCREW HEX HEAD CAP 1/2-13X1-1/2	8
8	1-512-010005-09	NUT HEX LOCK 1/2-13	9
9	202702-10-8S	ADAPTER #10 O-RING #8 TUBE	2
10	1-397-010302050	HOSE ASSEMBLY	2
11	3-793-010040	TIE DOWN WINCH	1
12	1-654-010055-05	SCREW HEX HEAD CAP 1/2-13X2	6
13	1-512-010005-09	NUT HEX LOCK 1/2-13 GRB	6
17	3-155-010017-1	CABLE 1/2 W/ LOOP 60'	1
	3-155-010017-4	CABLE 1/2 W/ LOOP 85'	1
18	3-873-010122	WINCH WORM GEAR(SEE PAGE 1-47)	1
19	3-481-010006	MOTOR HYDRAULIC(SEE PAGE 1-49)	1
20	3-873-010124	WINCH TENSIONER WELDMENT	1
21	3-720-010010	SPRING COMP LEVEL WIND	1
23	1-512-010005-05	NUT HEX LOCK 3/8-16 GRB	3
24	1-654-010051-06	SCREW HEX CAP 3/8-16 X 1-1/4 GR5	3
25	1-861-010032-10	WASHER FLAT 3/8	6
26	1-654-010055-16	SCREW HEX HEAD CAP 1/2-13X5-1/2 GR5	1
27	1-861-010032-15	WASHER FLAT 1/2	1
28	1-654-010055-04	SCREW HEX HEAD CAP 1/2-13X1-3/4 GR5	2
29	1-861-010034-13	WASHER SPLIT LOCK 1/2	2
30	100600	DECAL, WARNING, WINCH (NOT SHOWN)	1

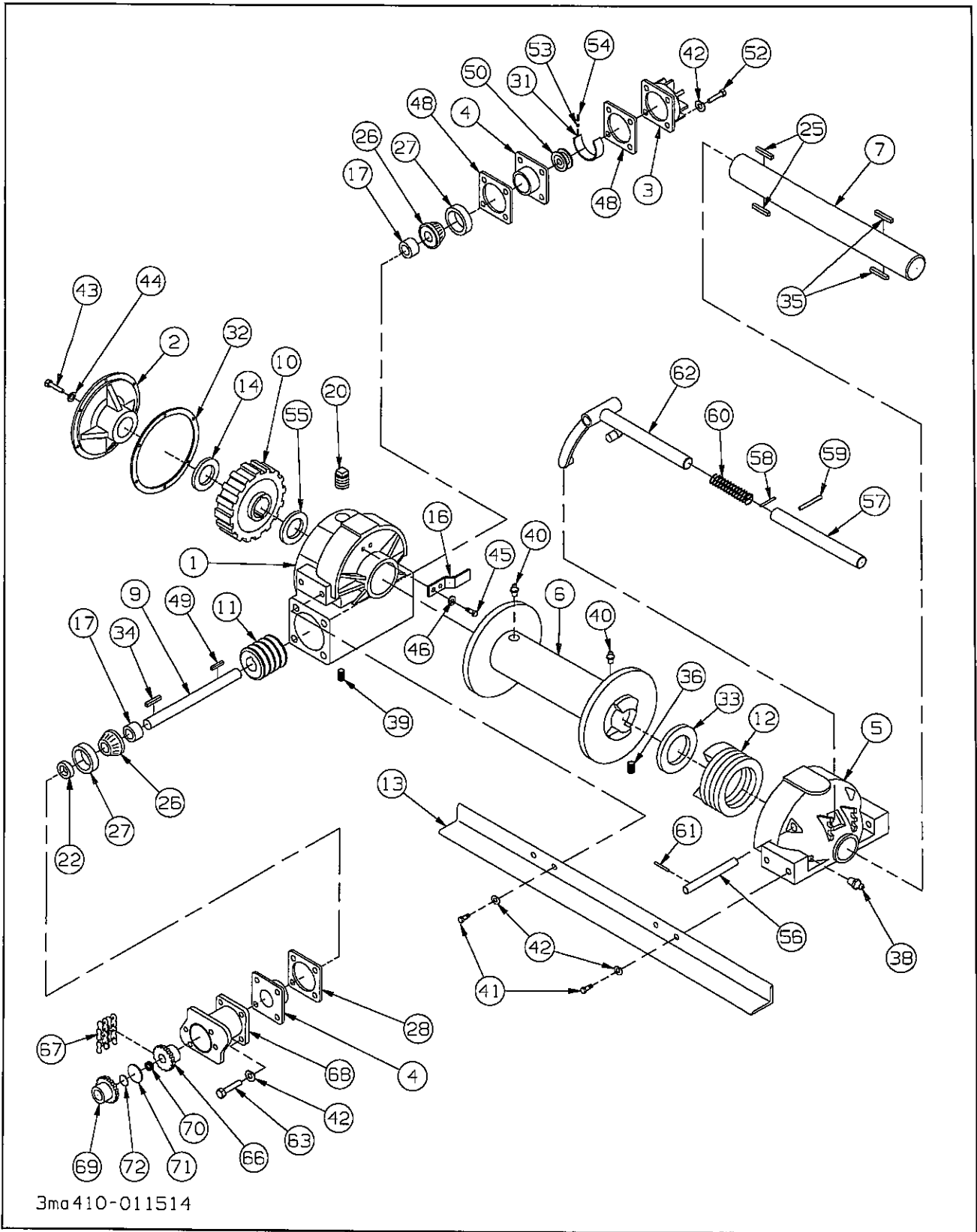


Figure 1-26 12,000 # Winch Items

12,000 # WINCH ITEMS

ITEM	PART NO.	DESCRIPTION	QTY
	3-873-010122	WINCH ASSEMBLY 12K	
1	81006	WORM HOUSING ASSEMBLY(INCLUDES ITEM 18)	1
2	81009	COVER ASSY WORM HOUSING(INCLUDES ITEM 19)	1
3	18032	HOUSING SAFETY BRAKE	1
4	23303	CONTAINER BEARING	2
5	81530	LEG ASSEMBLY BEARING(INCLUDES ITEM 47)	1
6	11128	DRUM CABLE	1
7	11129	DRUM SHAFT CABLE	1
9	23470	SHAFT WORM	1
10	11144	GEAR WORM LEFT HAND	1
11	11142	WORM LEFT HAND	1
12	18039	SLIDING CLUTCH	1
13	22752	ANGLE BASE	2
14	13680	THRUST RING	1
16	81025	BRAKE DRAG	1
17	11308	SPACER WORM	2
18	18078	BUSHING	1
19	11368	BUSHING	1
20	22775	PLUG PIPE	1
21	18009	PLUG PIPE	1
22	18026	SEAL GREASE	2
25	11117	KEY WORM GEAR	2
26	18015	CONE BEARING	2
27	18016	CUP BEARING	2
28	18027	GASKET	3
31	21925	BAND BRAKE	1
32	11133	WORM HOUSING COVER GASKET	3
33	18019	RETAINER RING	1
34	18030	KEY WORM	1
35	18020	KEY CLUTCH	2
36	24032	SETSCREW	1
38	18047	FITTING GREASE	1
39	19045	PLUG PIPE	1
40	11799	FITTING GREASE	2
41	21961	CAPSCREW	12
42	18003	WASHER LOCK	16
43	11767	CAPSCREW	6
44	11011	WASHER LOCK	6
45	13005	CAPSCREW	2
46	12780	WASHER LOCK	2
47	18078	BUSHING	1
48	18024	BEARING CONTAINER GASKET	3
49	10078	KEY	1
50	18028	DRUM BRAKE	1
51	12075	SCREWSET	1
52	22703	CAPSCREW	4
53	13468	JAM NUT	4
54	18029	BRAKE BAND SPRING	1
55	11240	RETAINER RING	1
56	11130	SHIFTER SHAFT	1

12,000 # WINCH ITEMS

ITEM	PART NO.	DESCRIPTION	QTY
57	12817	SHIFTER HANDLE	1
58	18056	ROLL PIN	1
59	13028	ROLL PIN	1
60	18002	SPRING	1
61	11837	ROLL PIN	2
62	13829	SHIFTER FORK	1
63	22704	CAPSCREW	4
65	18044	KEY	1
66	23081	COUPLING HALF (WORM SHAFT)	1
67	13424	ROLLER CHAIN	1
68	23079	MOTOR ADAPTER	1
69	23083	COUPLING HALF (MOTOR SHAFT)	1
70	23353	SPRING	1
71	23078	SPACER	1
72	23085	SPACER	1

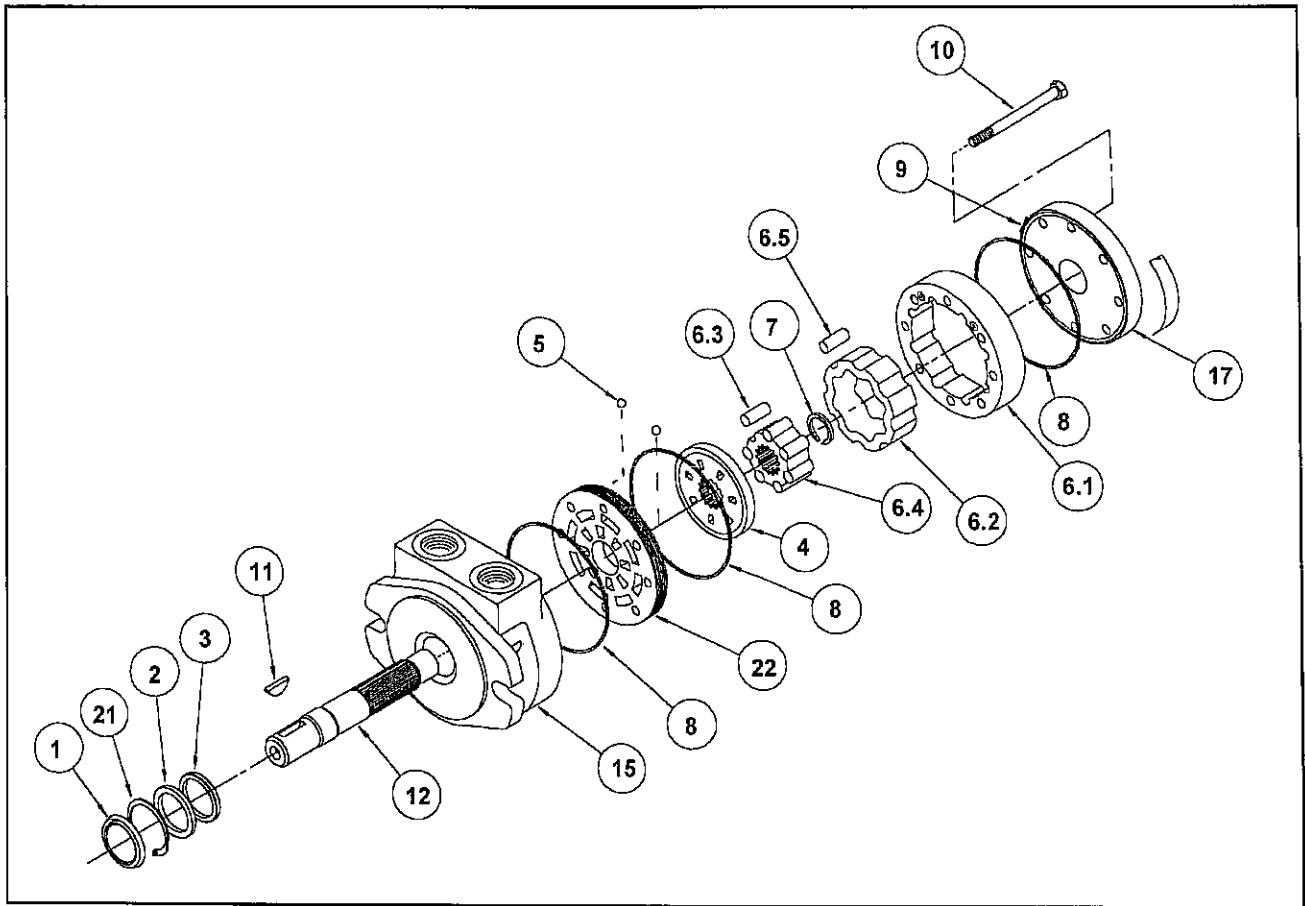


Figure 1-27 Winch Motor Assembly

WINCH MOTOR ASSEMBLY

ITEM	PART NO.	DESCRIPTION	QTY
	3-481-010006	MOTOR HYD (FOR 12K WINCH)	1
1	2183	SEAL DUST	1
2	2177	BACK-UP RING	1
3	2175	SEAL, LIP	1
4	1644	ROTARY VALVE	1
5	1021	CHECK VALVE BALL	2
	1004-3	IGA, ASSY (FOR 12K WINCH)	1
7	1296	SNAP RING	1
8	1046	SQUARE RING SEAL	3
9	1019-4	PLUG, VENT W/O-RING 7/16-20	1
	1114-5	BOLTS, HEX 5/16-24 (FOR 12K WINCH)	8
11	1655	KEY, WOODRUFF	1
	2109-3	SHAFT, 1" KEYED (FOR 12K WINCH)	1
	PA-2328-2	BODY/BEARING ASSY (FOR 12K WINCH)	1
17	M110C-1	COVER/BEARING ASSY	1
21	2180	SNAP RING, SHAFT	1
22	1865	COMMUNTATOR PLATE	1
23	2263	SEAL KIT, BODY	1
	2480	SEAL KIT, BODY, VITON	1

2480

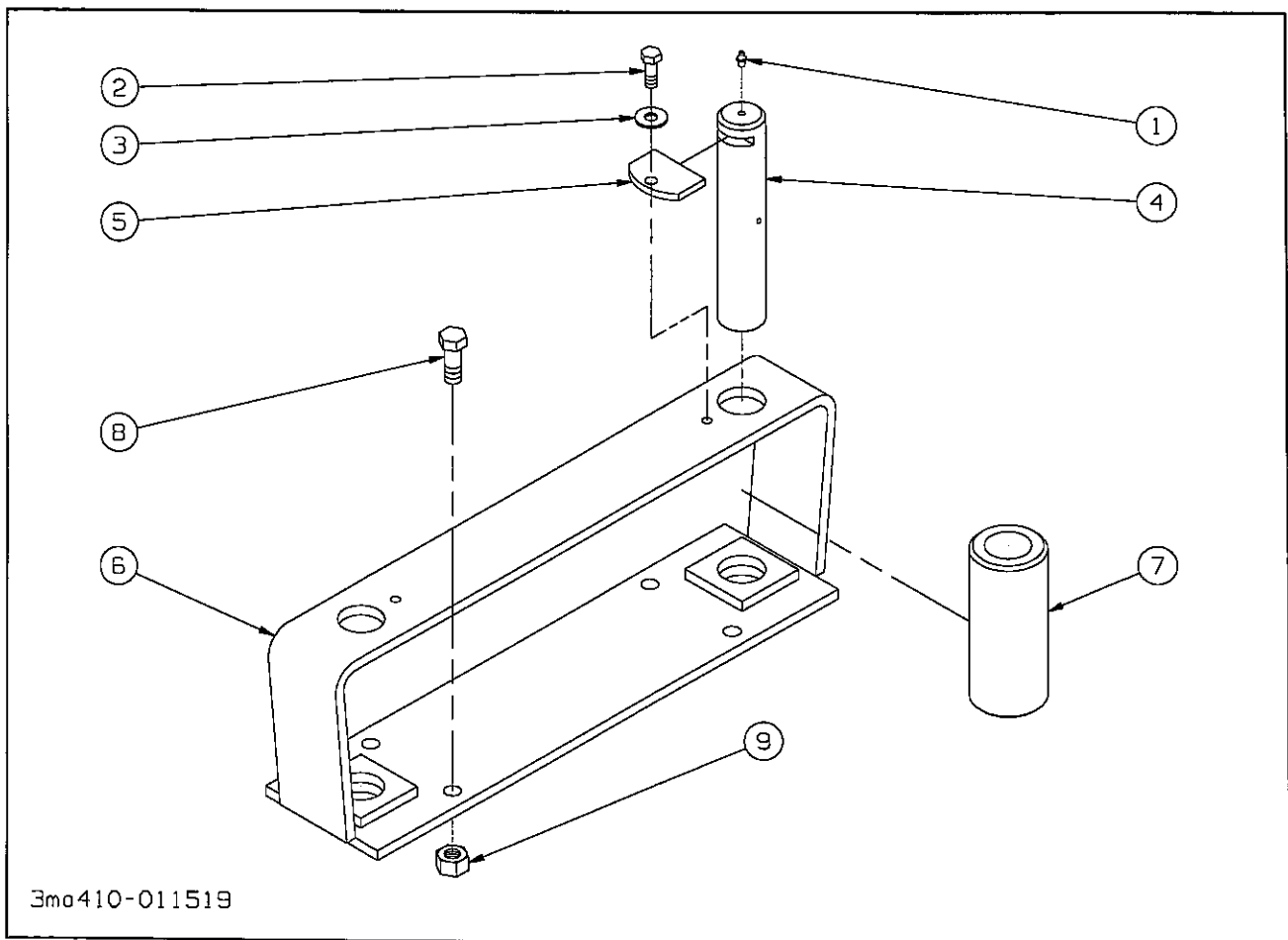


Figure 1-28 Winch Cable Roller Guide(Optional)

WINCH CABLE ROLLER GUIDE (OPTIONAL)

ITEM	PART NO.	DESCRIPTION	QTY
	3-352-010017-1	GUIDE INSTALLATION WINCH CABLE 12K	
1	1-298-010001-1	FITTING GRS 1/4-28 STR SHORT	2
2	1-654-010051-03	SCREW HEX CAP 3/8-16 X 3/4 GR5	2
3	1-861-010034-11	WASHER LOCK HELICAL SPRING 3/8	2
4	3-557-010383	PIN CABLE GUIDE ROLLER	2
5	3-565-010770	PLATE CABLE GUIDE LOCK	2
6	3-120-010295	BRACKET WLDMT 12K ROLLER	1
7	3-645-010049	ROLLER WINCH CABLE GUIDE	2
8	1-654-010055-05	SCREW HEX HEAD CAP 1/2-13 X 2 GR5	4
9	1-512-010005-09	NUT HEX LOCK 1/2-13 GRB	4
10	3-352-010015-1	GUIDE ASSY WINCH CABLE 12K (INCL. ITEMS 1-7)	1

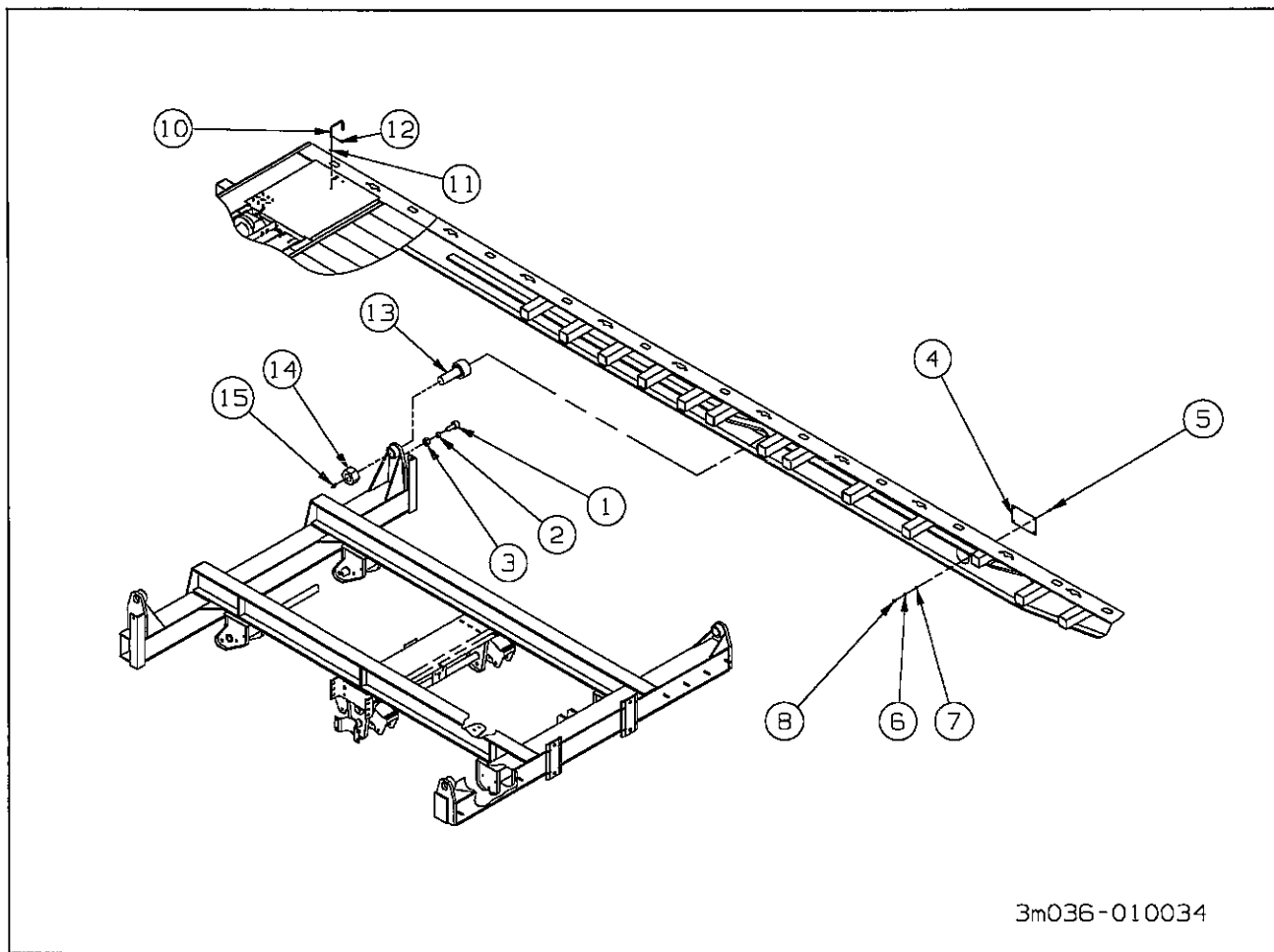


Figure 1-29 Attachments

ATTACHMENTS

ITEM	PART NO.	DESCRIPTION	QTY
	3-036-010034	ATTACHMENTS 345A	
1	3-076-010006	CAM FOLLOWER 1-1/2"	2
2	RRT159X0.5	TUBE ROUND 1X11/16X1/2	2
3	5/8-18HFN	NUT HEX	2
4	3-311-010835	COVER ROLLER OPENING	2
5	1/4-20X3/4CB	SCREW ROUND HEAD SQUARE NECK GR2	12
6	1-861-010032-07	WASHER FLAT 1/4	12
7	1-861-010034-09	WASHER SPLIT LOCK 1/4	12
8	1-512-010007-05	NUT HEX GRB 1/4-20	12
9	#242 LOCKTITE	LOCKTITE BLUE REMOVABLE	AR
10	3-360-010014	HANDLE TOOL COMP	1
11	1-861-010032-11	WASHER FLAT 3/8	2
12	1-557-010362-40	PIN COTTER 5/32X1-1/4	2
13	3-076-010005	BEARING 4 INCH CAMFOLLOWER	2
14	2-12 HFN	2-12 NUT	2
15	5029	ZERK FITTING	2

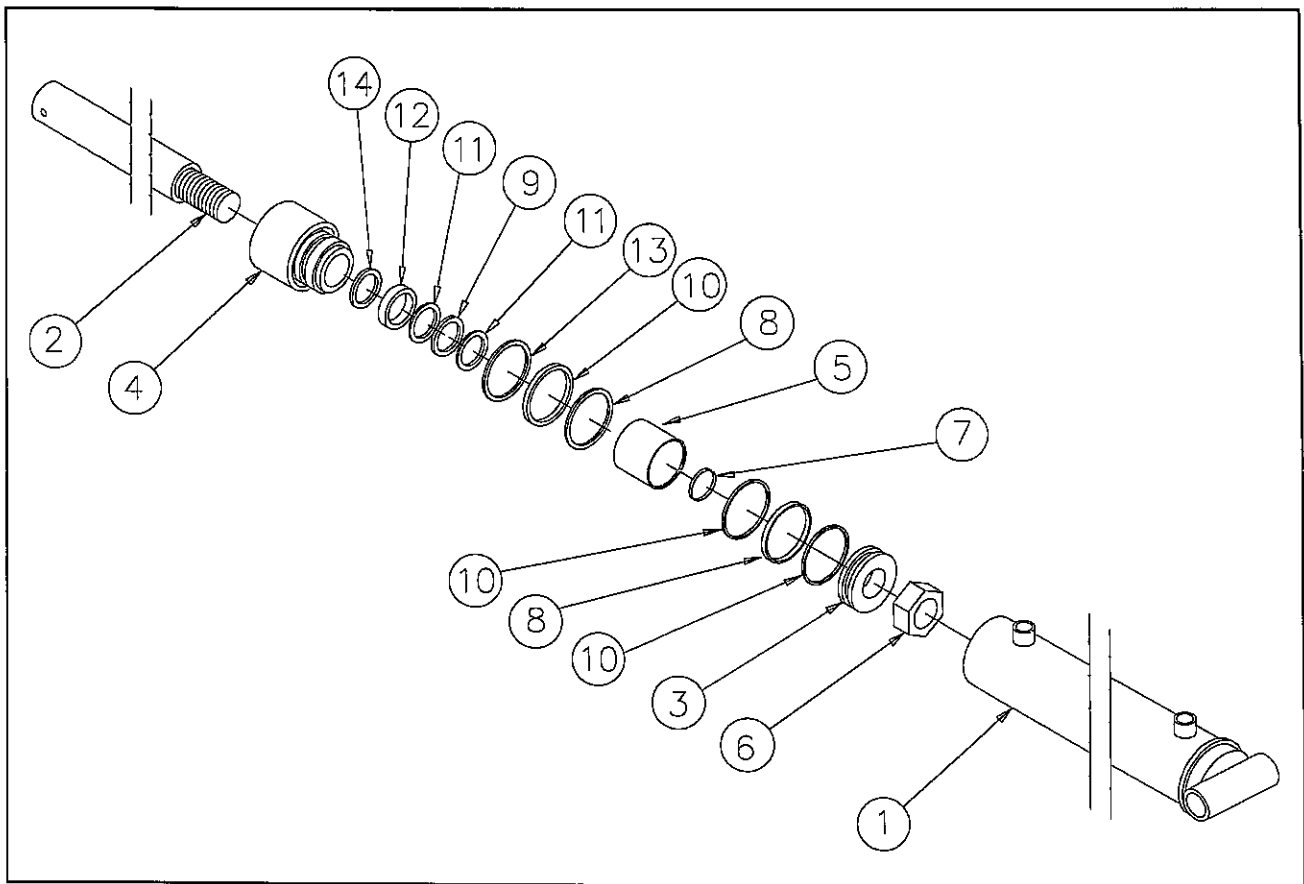


Figure 1-30 Cylinder, Hydraulic 4 X 126

CYLINDER, HYDRAULIC 4 X 126

ITEM	PART NO.	DESCRIPTION	QTY
	3-242-010102	CYLINDER, HYDRAULIC 4 X 126 (STD LOAD ANGLE)	
1	*	BUTT AND TUBE ASSY (ALTERED PER 3-242-010102)	1
2	011300179	PISTON ROD	1
3	071900195	PISTON	1
4	081900277	GLAND	1
5	211300024	SPACER	1
6	220000212	LOCKNUT (1/4-12)	1
7	240000026	O-RING	1
8	240000342	O-RING	2
9	240000333	O-RING	1
10	240005342	BU-WASHER	3
11	240005333	BU-WASHER	2
12	240020015	U-CUP	1
13	230007400	SQUARE RETAINING RING	1
14	250002213	WIPER	1
15	200013106	SAE ORB PLUG	2
	PMCK-AD-461	PACKING KIT (INCLUDES ITEMS 7-14) (CONTAINS ALL NECESSARY SEALS AND O-RINGS)	1

* PART NOT SOLD SEPARATELY. REQUIRES PURCHASE OF ENTIRE ASSEMBLY.

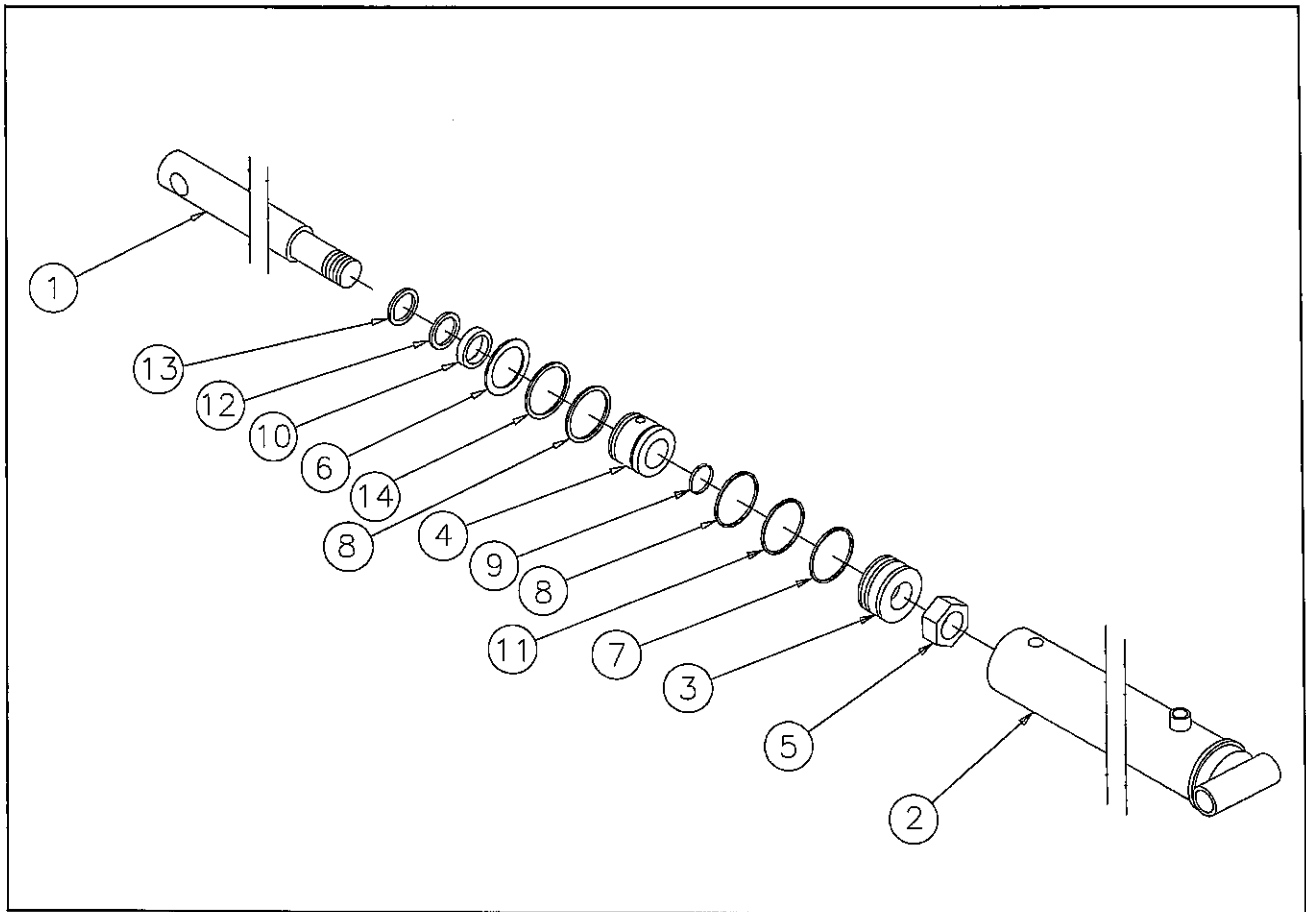


Figure 1-31 Cylinder, Hydraulic 4 X 24

CYLINDER, HYDRAULIC 4 X 24

ITEM	PART NO.	DESCRIPTION	QTY
	PMC5624	CYLINDER, HYDRAULIC 4 X 24	
1	011100075	PISTON ROD	1
2	061900039	BUTT AND TUBE ASSEMBLY	1
3	071900019	PISTON	1
4	081900019	GLAND	1
5	220000212	LOCKNUT (1/4-12)	1
6	230001400	SNAP RING	1
7	240004008	PISTON RING	1
8	240000342	O-RING	2
9	240000026	O-RING	1
10	240010329	QUAD RING	1
11	240034342	BU-WASHER	2
12	240005329	BU-WASHER	1
13	250001329	WIPER	1
14	240061342	BU-WASHER	1
	PMCK-5600	PACKING KIT (ITEMS 8-14) (CONTAINS ALL NECESSARY SEALS AND O-RINGS)	

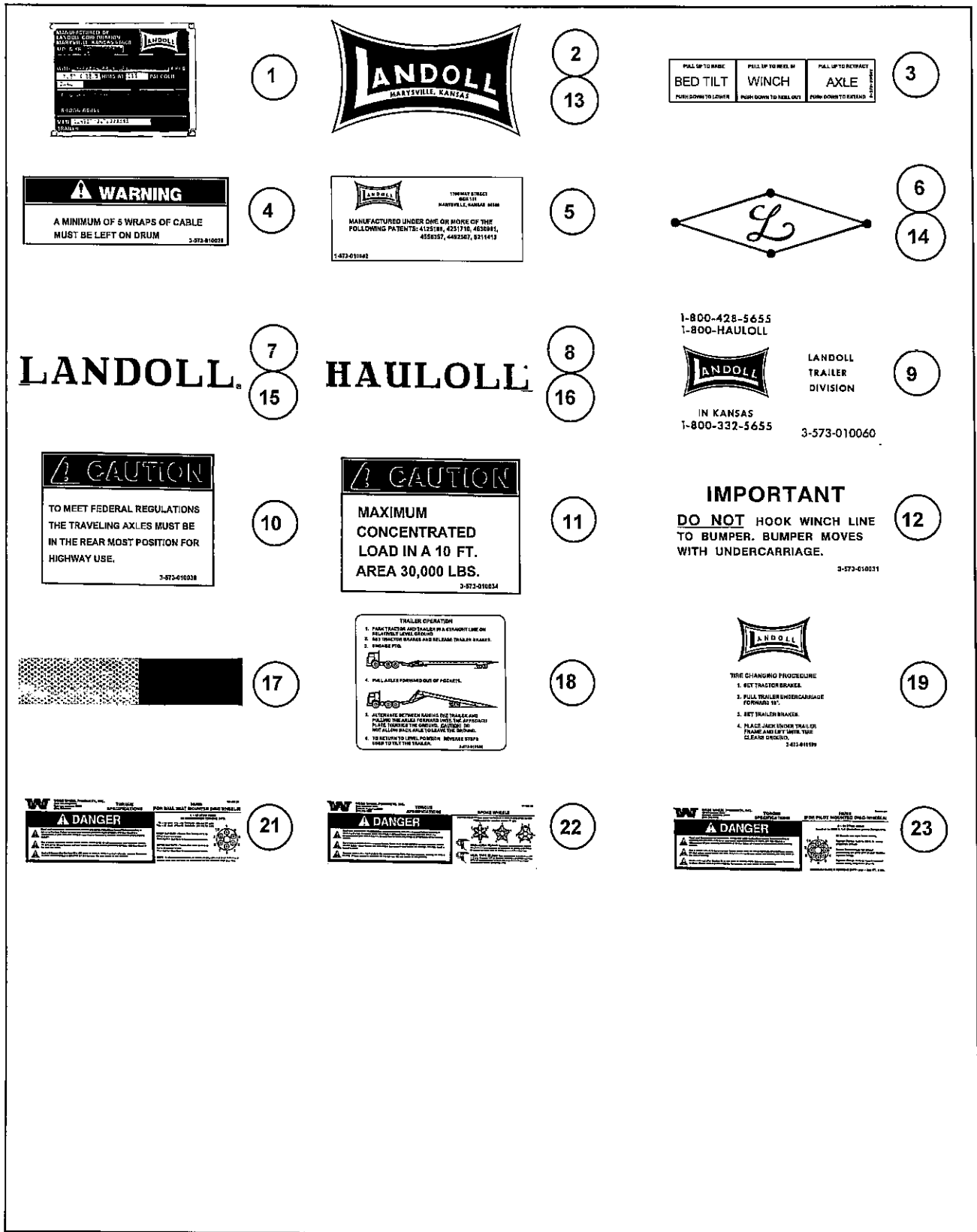


Figure 1-32 Decals

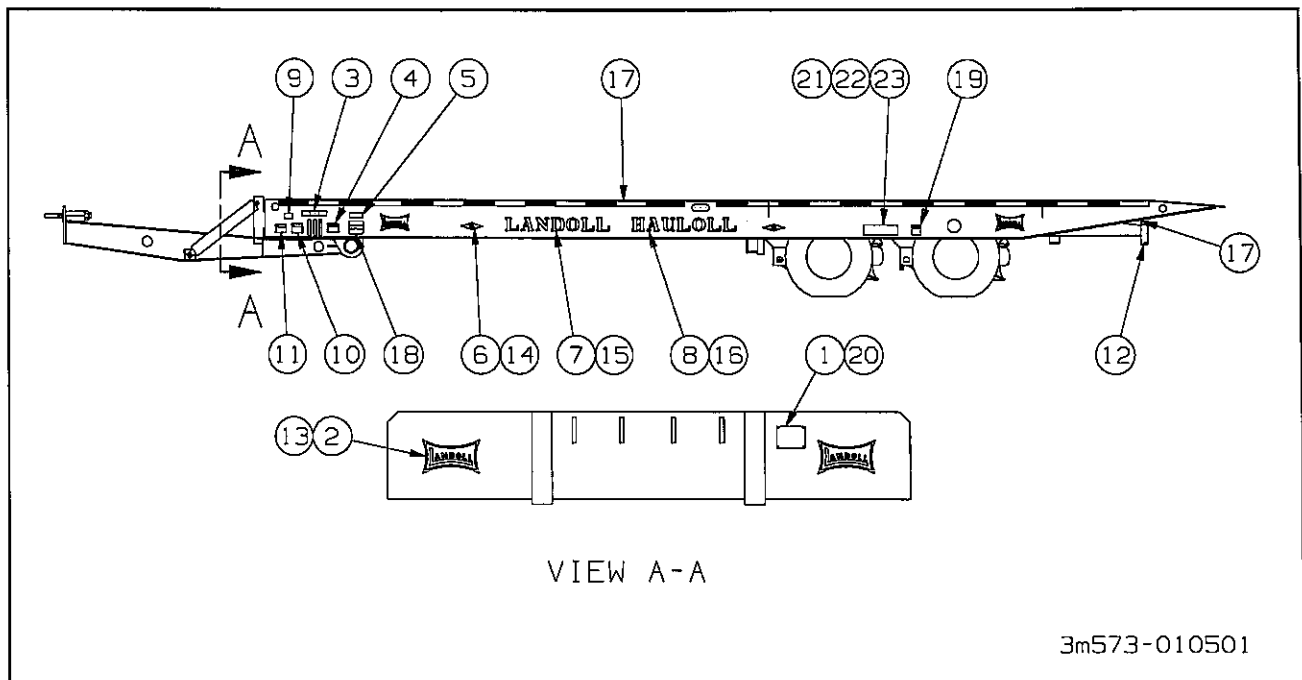
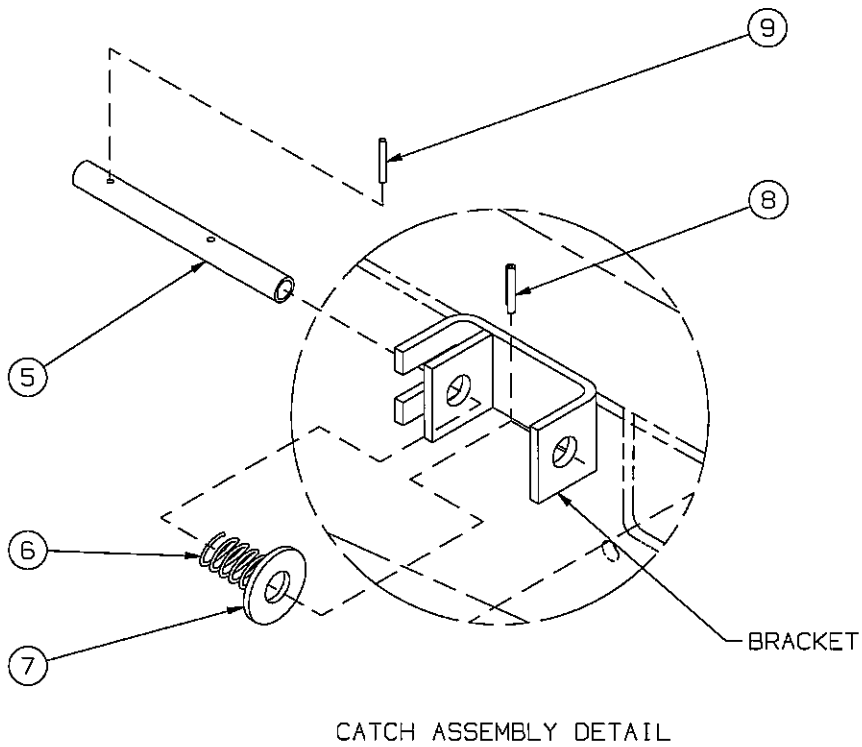
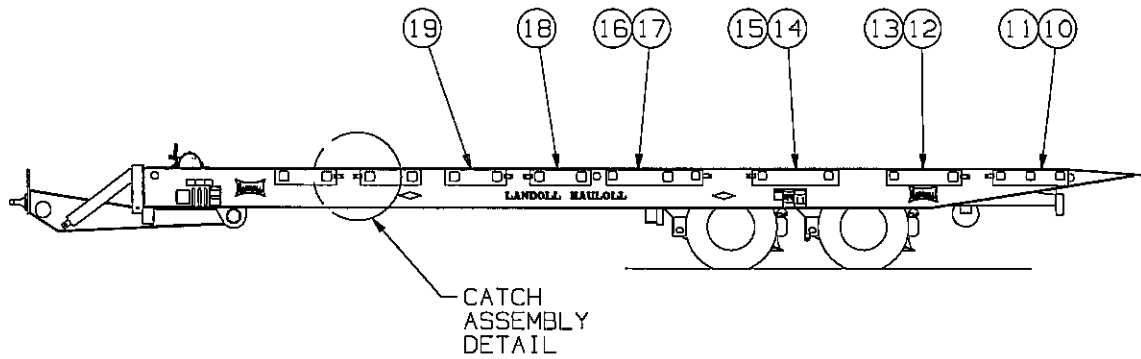


Figure 1-33 Decal Installation

DECAL INSTALLATION

ITEM	PART NO.	DESCRIPTION	QTY
	3-573-010501-01	DECAL INSTALLATION BLACK	
	3-573-010501-02	DECAL INSTALLATION WHITE	
1	3-573-010020	IDENTIFICATION PLATE	1
2	1-573-010476	DECAL BOW TIE (BLACK)	*6, -
3	3-573-010502	DECAL INSTRUCTION CONTROL	1
4	3-573-010025	DECAL WINCH WARNING	1
5	1-573-010082	DECAL PATENT TRAILERS	2
6	1-573-010475	DECAL "L" (BLACK)	*4, -
7	1-573-010477	DECAL LANDOLL (BLACK)	*2, -
8	1-573-010478	DECAL HAULLOLL (BLACK)	*2, -
9	3-573-010060	DECAL TOLL FREE NUMBER	1
10	3-573-010038	DECAL CAUTION	1
11	3-573-010034	DECAL CONCENTRATED LOAD 50,000 LBS	2
12	3-573-010031	DECAL BUMPER	1
13	1-573-010480	DECAL BOW TIE (WHITE)	*-, 6
14	1-573-010479	DECAL "L" (WHITE)	*-, 4
15	1-573-010481	DECAL LANDOLL (WHITE)	*-, 2
16	1-573-010482	DECAL HAULLOLL (WHITE)	*-, 2
17	3-573-010377	DECAL "2" REFLEXITE TAPE	800 INCH
18	3-573-010500	DECAL OPERATION 2-AXLE	1
19	3-573-010189	DECAL TIRE CHANGING PROCEDURE	2
20	10036	FASTENER SERIAL NUMBER PLATE (NOT SHOWN)	4
21	3-573-010211	DECAL TORQUE SPEC 6-10 STUD HUB	REF
22	3-573-010209	DECAL TORQUE SPEC SPOKE WHEEL	REF
23	3-573-010210	DECAL TORQUE SPEC 8-10 STUD HUB	REF

*FIRST QUANTITY LISTED IS FOR P/N 3-573-010501-01; SECOND QUANTITY LISTED IS FOR P/N 3-573-010501-02

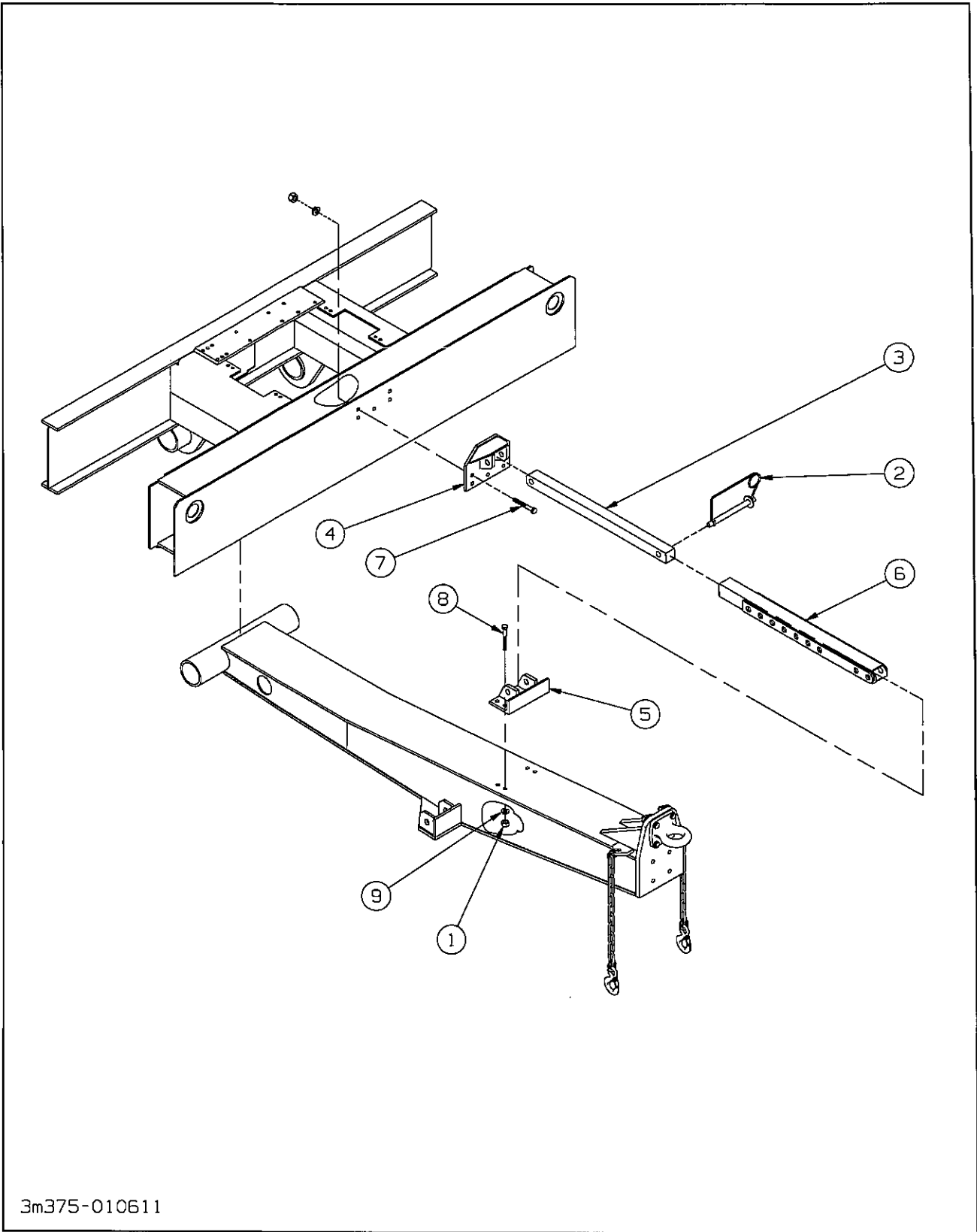


3m276-010756

Figure 1-34 Extension Installation

EXTENSION INSTALLATION

ITEM	PART NO.	DESCRIPTION	QTY
	3-276-010756-1	EXTENSION INSTALLATION 345 PULLOUTS	
5	3-557-010375	PIN SLIDE LOCK	16
6	CO-975-74-2000	SPRING COMPRESSION	16
7	1/2FW	WASHER FLAT	16
8	1-647-010004117	ROLL PIN 1/8X1	16
9	0600-250-03000	ROLL PIN 1/4X3	16
10	3-276-010749	EXTENSION LEFT HAND PULL-OUT 28/ 3 TUBE	1
11	3-276-010748	EXTENSION RIGHT HAND PULL-OUT 28/ 3 TUBE	1
12	3-276-010751	EXTENSION LEFT HAND PULL-OUT 28	1
13	3-276-010750	EXTENSION RIGHT HAND PULL-OUT 28	1
14	3-276-010716	EXTENSION LEFT HAND PULL-OUT 32	1
15	3-276-010754	EXTENSION RIGHT HAND PULL-OUT 32	1
16	3-276-010753	EXTENSION LEFT HAND PULL-OUT 36/ 3 TUBE	1
17	3-276-010752	EXTENSION LEFT HAND PULL-OUT 36/3 TUBE	1
18	3-276-010715	EXTENSION LEFT HAND PULL-OUT 23	4
19	3-276-010755	EXTENSION RIGHT HAND PULL-OUT 23	4
20	3-573-010377	DECAL 2" REFLEXITE TAPE	432

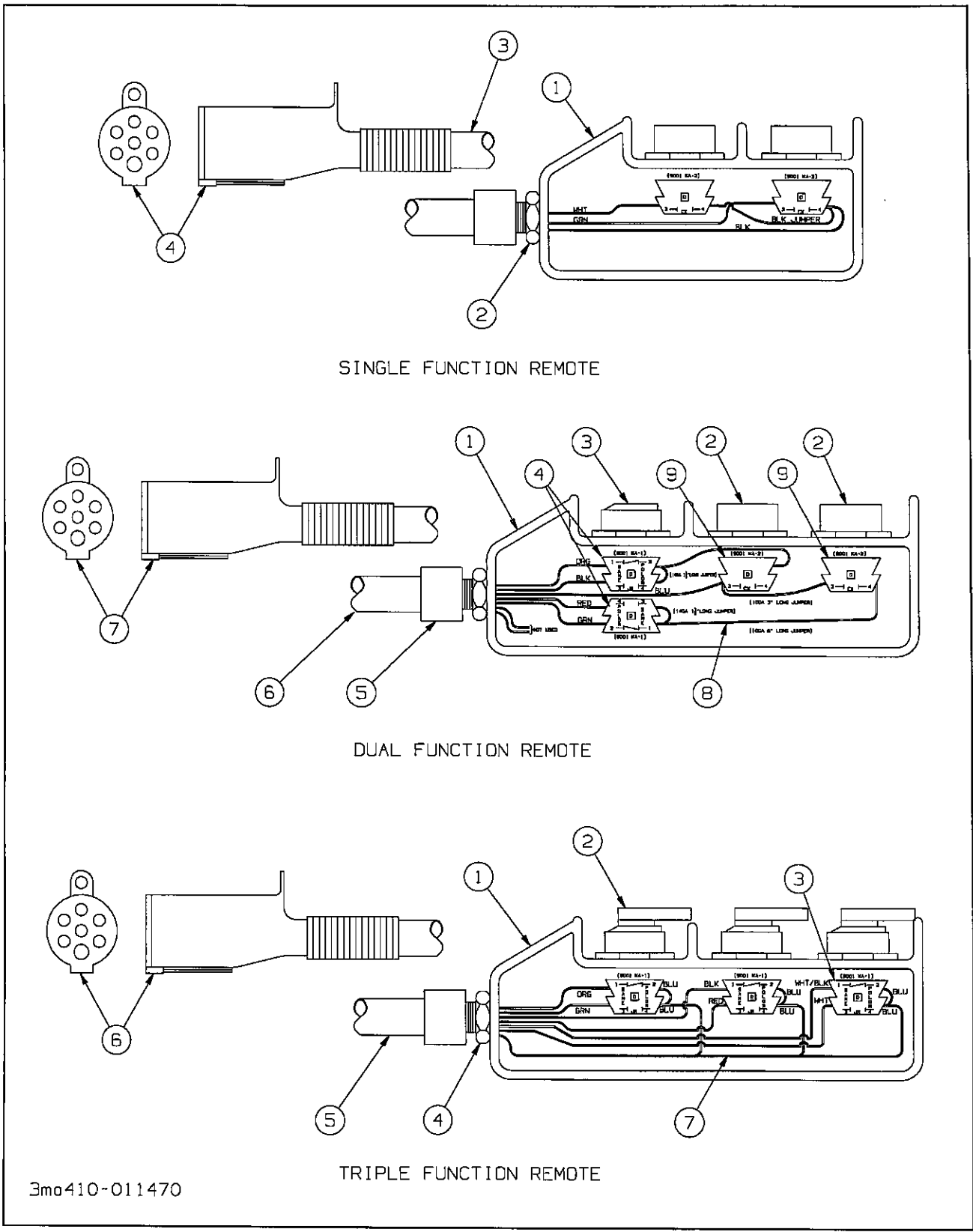


3m375-010611

Figure 1-35 Hitch Lock Installation (Option)

HITCH LOCK INSTALLATION (OPTION)

ITEM	PART NO.	DESCRIPTION	QTY
	3-375-010611	HITCH LOCK INSTALLATION	
1	1-512-010007-11	NUT HEX 3/8-11 GR2	9
2	100SL	LOCK HITCH PIN 1X5-1/2	3
3	3-311-015070	SHAFT TILT LOCK	
4	3-311-015074	MOUNT WELDMENT UPPER	1
5	3-311-015075	MOUNT WELDMENT LOWER	1
6	3-311-015078	TUBE WELDMENT TILT LOCK	1
7	1-654-010059-04	SCREW HEX HEAD CAP 5/8-11X1-3/4 GR5	5
8	1-654-010059-05	SCREW HEX HEAD CAP 5/8-11X2 GR5	4
9	1-861-010034-15	WASHER SPLIT LOCK 5/8	9



3mo410-011470

Figure 1-36 Wired Remote Control

WIRED REMOTE CONTROL, SINGLE (OPTIONAL)

ITEM	PART NO.	DESCRIPTION	QTY.
	3-765-010001	SWITCH REMOTE CONTROL ASSY	
1	3-209-010003	PUSH BUTTON STATION	1
A	9001-BW70YU	CONTROL STATION SQD(CONTACT BLKS INCL)	1
B	9001-B256	REVERSE LEGEND	1
C	9001-B255	FORWARD LEGEND	1
2	DB-10	STRAIN RELIEF CORD CONN.	1
3	3-156-010007	THREE CONDUCTOR WIRE	50'
4	59P8	TRAILER CONN PLUG	1

WIRED REMOTE CONTROL, DUAL (OPTIONAL)

ITEM	PART NO.	DESCRIPTION	QTY.
	3-209-010004	CONTROL ELECT DUAL FUNC. RMT	
1	3-279-010037	ENCLOSURE DUAL REMOTE	1
2	3-272-010080	ELECTRICAL PUSH BUTTON UNITS	2
3	3-272-010079	ELECTRICAL CONTACT OPERATOR	1
4	3-272-010078	ELECTRICAL CONTACT BLOCK	2
5	106-0079	CONNECTOR	1
6	3-156-010043	CABLE	50'
7	59P8	TRAILER CONN PLUG	1
8	1-879-010011	WIRE BLACK	2'
9	3-272-010095	ELECTRICAL CONTACT BLOCK	2

WIRED REMOTE CONTROL, TRIPLE (OPTIONAL)

ITEM	PART NO.	DESCRIPTION	QTY.
	3-209-010006	CONTROL ELECT TRIPLE FUNC. RMT	
1	3-279-010037	ENCLOSURE DUAL REMOTE	1
2	3-272-010121	ELECT. CONT. OPER. 3 WAY	3
3	3-272-010078	ELECTRICAL CONTACT BLOCK	3
4	106-0079	CONNECTOR	1
5	3-156-010043	CABLE	50'
6	59P8	TRAILER CONN PLUG	1
7	1-879-010008	WIRE BLUE	2'

NUMERICAL INDEX

<u>PART</u>	<u>PAGE</u>	<u>PART</u>	<u>PAGE</u>	<u>PART</u>	<u>PAGE</u>
0001-02	22	069-020-00	33	11308	47
0001-04	22	069-078-00	33	11368	47
0001-08	22	071-124-00 (3067)	37	11767	47
0001-08	25	071-124-00 (3067)	39	11799	47
0002-07	22	071-124-00 (3067)	41	11837	48
0002-12	22	071900019	53	12075	47
0002-12	25	071900195	52	12780	47
005-074-00	33	0741-01	22	12817	48
005-075-00	33	081900019	53	1296	49
005-098-00	33	081900277	52	1-297-010007-05	9
005-099-00	33	10036	55	1-297-010007-16	43
005-134-00	33	1004-3	49	1-297-010008-01	11
006-114-00	33	100600	45	1-297-010008-01	13
006-115-00	33	1-007-010029	13	1-297-010008-07	29
0075-20	25	10078	47	1-297-010008-20	23
010-052-00	33	100SL	59	1-297-010008-20	29
0102-13	25	101162	39	1-297-010008-20	43
011100075	53	1019-4	49	1-297-010008-21	43
011300179	52	10205R	15	1-297-010008-23	23
014-056-00	33	10205R	15	1-297-010008-23	29
014-057-00	33	10205Y	15	1-297-010008-24	23
014-058-00	33	1021	49	1-297-010008-24	29
014-068-00	33	1035-20	25	1-297-010010-01	29
021-038-01 (4009)	37	10403	15	1-297-010010-03	23
021-038-01 (4009)	39	10404	15	1-297-010010-03	29
021-038-01 (4009)	41	1046	49	1-297-010010-04	29
034-048-00	33	1056	37	1-297-010010-06	23
034-188-00	33	106-0079	61	1-297-010010-06	29
034-189-00	33	106-0079	61	1-297-010011-06	43
0375-00	25	107082	37	1-297-010012-13	43
040-320-01	33	107083	37	1-297-010012-16	43
041-057-01	33	10RX17.5 GY	37	1-297-010013-05	11
041-060-01	33	10RX17.5 GY	39	1-297-010013-11	29
046-092-00	33	10RX17.5 GY	41	1-297-010015-07	23
046-097-00	33	10RX17.5X	37	1-297-010015-07	29
0508-00	25	10RX17.5X	39	1-297-010015-11	23
055-040-07	33	10RX17.5X	41	1-297-010015-11	29
055-053-00	33	11011	47	1-297-010019-05	9
055-054-00	33	11117	47	1-297-010022-03	43
056-010-00	33	11128	47	1-297-010033-02	11
056-017-00	33	11129	47	1-297-010033-03	43
056-018-00	33	11130	47	1-298-010001-1	5
0600-250-03000	57	11133	47	1-298-010001-1	9
061-006-00	33	11142	47	1-298-010001-1	50
061900039	53	11144	47	13005	47
0647-01	25	1114-5	49	13028	48
069-018-00	33	11240	47	13424	48

<u>PART</u>	<u>PAGE</u>	<u>PART</u>	<u>PAGE</u>	<u>PART</u>	<u>PAGE</u>
13468	47	1-557-010362-54	9	178921	37
13680	47	1-557-010362-54	9	1-796-010003-02	17
13829	48	1-560-010002-02	23	179955	39
1-384-010038024	23	1-560-010002-02	29	18002	48
1-384-010038024	29	1-560-010002-04	23	18003	47
1-384-010038038	23	1-560-010002-04	29	18009	47
1-384-010038038	29	1-560-010002-04	43	18015	47
1-384-010038056	23	1-573-010082	55	18016	47
1-384-010038056	29	1-573-010475	55	18019	47
1-384-010041-2	43	1-573-010476	55	18020	47
1385	3	1-573-010477	55	18024	47
1-397-010301025	9	1-573-010478	55	18026	47
1-397-010301048	9	1-573-010479	55	18027	47
1-397-010301054	9	1-573-010480	55	18028	47
1-397-010301108	9	1-573-010481	55	18029	47
1-397-010301184	9	1-573-010482	55	18030	47
1-397-010302050	45	1644	49	18032	47
1-397-010362198	9	1-647-010004117	57	18039	47
139902	37	1-654-010024014	11	18044	48
139913	37	1-654-010047-02	13	18047	47
15009	15	1-654-010049-06	18	18056	48
1-510-010001	9	1-654-010049-06	19	18078	47
1-510-010001	11	1-654-010049-06	43	18078	47
1-510-010001	22	1-654-010051-03	50	1-833-010001	9
1-510-010001	28	1-654-010051-05	17	1-833-010001	29
1-510-010001	43	1-654-010051-06	45	1-833-010002	23
1-512-010003-02	11	1-654-010051-07	9	1-833-010002	29
1-512-010005-03	18	1-654-010051-08	22	1-833-010002	43
1-512-010005-03	19	1-654-010051-08	29	1-833-010003	23
1-512-010005-05	17	1-654-010051-09	11	1-833-010003	29
1-512-010005-05	23	1-654-010055-03	45	1-833-010003	43
1-512-010005-05	29	1-654-010055-04	45	1-843-010014	41
1-512-010005-05	45	1-654-010055-05	45	1-861-010032-01	11
1-512-010005-09	9	1-654-010055-05	50	1-861-010032-03	15
1-512-010005-09	45	1-654-010055-16	45	1-861-010032-07	23
1-512-010005-09	45	1-654-010055-17	9	1-861-010032-07	29
1-512-010005-09	50	1-654-010059-04	59	1-861-010032-07	51
1-512-010005-15	9	1-654-010059-05	59	1-861-010032-09	43
1-512-010005-15	22	1-654-010061-05	22	1-861-010032-10	45
1-512-010005-15	28	1-654-010061-05	28	1-861-010032-11	22
1-512-010007-03	15	1-654-010061-06	9	1-861-010032-11	29
1-512-010007-03	15	1-654-010061-07	3	1-861-010032-11	51
1-512-010007-05	23	1-654-010061-07	5	1-861-010032-15	45
1-512-010007-05	29	1-654-010157-09	3	1-861-010032-20	22
1-512-010007-05	51	1655	49	1-861-010032-20	28
1-512-010007-11	59	1-656-010003051	15	1-861-010032-21	9
1-512-010007-12	3	1-656-010003051	15	1-861-010034-07	15
1-512-010007-12	5	1-660-010006	18	1-861-010034-07	15
1-512-010010-12	3	171027	41	1-861-010034-09	23
1-557-010362-40	51	178910	37	1-861-010034-09	29

<u>PART</u>	<u>PAGE</u>	<u>PART</u>	<u>PAGE</u>	<u>PART</u>	<u>PAGE</u>
1-861-010034-09	51	2183	49	3-076-010005	28
1-861-010034-11	50	21925	47	3-076-010005	51
1-861-010034-13	45	21961	47	3-076-010006	22
1-861-010034-15	59	220000212	52	3-076-010006	28
1-861-010034-17	3	220000212	53	3-076-010006	51
1-861-010034-17	5	2263	49	3-120-010073	9
1865	49	22703	47	3-120-010295	50
1-879-010008	61	22704	48	3-125-010241	9
1-879-010011	61	22752	47	3-128-010042	43
19045	47	22775	47	3-136-010001-02	11
1A0290	13	230001400	53	3-146-010081	22
1A0291	13	230007400	52	3-146-010081	28
1A0292	13	23078	48	3-155-010017-1	45
1A0294	13	23079	48	3-155-010017-4	45
1A0709	13	23081	48	3-156-010007	61
1A0711	13	23083	48	3-156-010043	61
1A0744	13	23085	48	3-156-010043	61
1A0757	13	23303	47	3-161-010034	11
1R0017	13	23353	48	3-161-010034	13
1V0081	13	23470	47	3-174-010038	3
1V0090	13	240000026	52	3-174-010038	5
1V0208	13	240000026	53	3-174-010038	45
1V0360	13	240000333	52	3-174-010039036	3
1V1701	13	240000342	52	3-174-010039036	5
1V1703	13	240000342	53	3-174-010039036	45
1V1725	13	240004008	53	3-181-010034-1	15
1/2FW	57	240005329	53	3-203-010026	15
1/2NIPPLE	23	240005333	52	3-209-010003	61
1/2NIPPLE	29	240005342	52	3-209-010004	18
1/4-20X3/4CB	23	240010329	53	3-209-010004	61
1/4-20X3/4CB	29	240020015	52	3-209-010006	61
1/4-20X3/4CB	51	240034342	53	3-209-010006-01	18
200013106	52	240061342	53	3-238-010001	11
2023-8-8S	9	24032	47	3-238-010001	13
2024-8-8S	9	2480	49	3-242-010102	9
2027	39	250001329	53	3-242-010102	52
202702-10-8S	45	250002213	52	3-242-010153	9
2061-8-8S	11	257	37	3-259-010001	5
2062-12-12S	11	2A0079-404	13	3-259-010001-01	5
2062-8-8S	9	2A0079-406	13	3-272-010017	17
2083-8-4S	29	2A0283-7214	13	3-272-010021	17
2109-3	49	2A0354-121	13	3-272-010078	61
211300024	52	2A283-7214	13	3-272-010078	61
2-12 HFN	22	3-007-010039	11	3-272-010079	61
2-12HFN	28	3-036-010034	51	3-272-010080	61
2-12HFN	51	3-042-010111- 2	28	3-272-010095	61
2175	49	3-042-010111-2	33	3-272-010121	61
2177	49	3-042-010130-02	25	3-272-010125	18
2180	49	3-042-010130-02	33	3-272-010125	19
2-181-010001	43	3-076-010005	22	3-272-010148-01	18

<u>PART</u>	<u>PAGE</u>	<u>PART</u>	<u>PAGE</u>	<u>PART</u>	<u>PAGE</u>
3-272-010148-03	18	3-375-010152	3	3-573-010501-01	55
3-272-010148-06	18	3-375-010590	5	3-573-010501-02	55
3-272-010164-01	15	3-375-010611	59	3-573-010502	55
3-272-010164-02	15	3-375-010612-01	5	3-645-010049	50
3-272-010165-01	17	3-375-010613-01	3	3-654-010129-1	7
3-272-010165-02	17	3-375-010613-02	3	3-659-010012	37
3-272-010168-01	19	3-375-010613-03	3	3-659-010012	39
3-272-010168-02	19	3-382-010019	3	3-659-010012	41
3-272-010168-03	19	3-382-010019	5	3-711-010055	11
3-272-010168-04	19	3-384-010020	23	3-711-010055	13
3-276-010715	57	3-406-010044	22	3-720-010010	45
3-276-010716	57	3-406-010044	29	3-720-010030	25
3-276-010748	57	3-406-010044	37	3-755-010189-03	23
3-276-010749	57	3-406-010045	22	3-755-010189-03	29
3-276-010750	57	3-406-010045	29	3-755-010189-1	23
3-276-010751	57	3-406-010045	37	3-755-010189-1	29
3-276-010752	57	3-406-010061	22	3-762- 010554	31
3-276-010753	57	3-406-010061	29	3-762- 010691	25
3-276-010754	57	3-406-010061	39	3-762-010017	22
3-276-010755	57	3-407-010072-01	9	3-762-010017	28
3-276-010756-1	57	3-407-010072-02	9	3-762-010554	28
3-279-010037	61	3-407-010072-03	9	3-762-010691-1	22
3-279-010037	61	3-481-010006	45	3-762-010719-01	22
3-299-010016	9	3-481-010006	49	3-762-010719-02	22
3-303-010110-02	6	3-482-010288	11	3-762-010721-01	22
3-304-010083-01	7	3-482-010288	13	3-762-010721-02	22
3-304-010083-02	7	3-482-010575	11	3-762-010722	15
3-311-010578	3	3-485-010001	22	3-762-010722-01	22
3-311-010578	5	3-485-010001	28	3-762-010722-02	22
3-311-010835	51	3-557-010032	9	3-762-010722-03	22
3-311-015070	59	3-557-010033	9	3-762-010722-04	22
3-311-015074	59	3-557-010033	9	3-762-010722-05	22
3-311-015075	59	3-557-010120	9	3-762-010722-06	22
3-311-015078	59	3-557-010375	57	3-762-010724	28
3319	41	3-557-010383	50	3-762-010725	15
3-352-010015-1	50	3-565-010770	50	3-762-010725-01	28
3-352-010017-1	50	3-573-010020	55	3-762-010725-02	28
3-360-010014	51	3-573-010025	55	3-762-010725-03	28
3-368-010175	15	3-573-010031	55	3-762-010726	15
3-368-010245-01	18	3-573-010034	55	3-762-010726-01	22
3-368-010246	18	3-573-010038	55	3-762-010726-02	22
3-368-010278	15	3-573-010060	55	3-762-010726-03	22
3-368-010279	15	3-573-010189	55	3-762-010726-04	22
3-368-010280	15	3-573-010209	55	3-762-010726-05	22
3-368-010281	15	3-573-010210	55	3-762-010726-06	22
3-368-010282	17	3-573-010211	55	3-765-010001	18
3-368-010283	19	3-573-010273	17	3-765-010001	61
3-368-010284	19	3-573-010377	55	3-780-010002	22
3-375-010140	3	3-573-010377	57	3-780-010002	29
3-375-010147	3	3-573-010500	55	3-793-010040	45

<u>PART</u>	<u>PAGE</u>	<u>PART</u>	<u>PAGE</u>	<u>PART</u>	<u>PAGE</u>
3-793-010041	45	5029	29	9001-BW70YU	61
3-798-010027	37	5029	51	900-28-047	31
3-798-010027	39	55B11	43	900-28-075	31
3-798-010027	41	55B61	23	900-36-140	31
3-798-010038	37	55B61	29	900-41-878	31
3-798-010038	39	55B61-6	43	900-44-162	31
3-798-010038	41	55B61-7	43	900-54-113	35
3-798-010079	37	56D4	23	900-54-122	35
3-798-010079	39	56D4	29	900-54-172	35
3-798-010079	41	59P8	15	900-54-276	35
380-1	23	59P8	61	900-54-442	35
380-1	29	59P8	61	905-08-004	31
380-2	23	59P8	61	905-10-032	31
380-2	29	59W-2-3	18	905-15-857	31
3-821-010005	22	59W-2-3	19	905-15-858	31
3-821-010005	29	5/16-18X3/4HHCS	37	905-19-425	31
3-843-010005	23	5/16-18X3/4HHCS	39	905-54-059	35
3-843-010005	29	5/16-18X3/4HHCS	41	905-54-107	9
3-843-010015	11	5/16SLW	37	905-54-107	35
3-843-010020	29	5/16SLW	39	905-57-023	31
3-843-010023	11	5/16SLW	41	930-02-349	35
3-843-010024	11	5/8-18HFN	22	930-02-361	35
3-843-010025	11	5/8-18HFN	28	930-03-599	31
3-843-010038	43	5/8-18HFN	51	932-01-046	31
3-846-010008	11	60015Y	15	934-00-060	35
3-846-010008	13	63635	37	934-00-136	31
3-846-010163-01	9	63637	41	934-00-149	31
3-846-010163-01	11	63680	39	934-00-367	31
3-846-010163-05	9	64181	17	934-00-492	31
3-846-010163-05	11	675175RTD	41	934-00-502	31
3-846-010163-05	18	68CA-2-2	11	936-00-072	31
3-846-010163-10	9	68CA-2-2	13	936-00-077	31
3-846-010163-10	11	7000	41	938-00-014	35
3-846-010163-10	18	74710	41	938-00-062	35
3-861-010038	9	75716	37	938-00-139	35
3-870-010012	37	758-181	23	938-00-140	35
3-870-010066	22	758-181	29	939-00-027	31
3-870-010066	29	7HCGHT500	45	939-00-164	31
3-870-010066	41	8010-4	9	939-00-165	31
3-870-010097	39	805-2	22	941-00-119	35
3-873-010122	45	805-2	29	96218	41
3-873-010122	47	81006	47	AC-6400	29
3-873-010124	45	81009	47	AC-6400	35
3-873-010126-2	45	81025	47	CO-975-74-2000	57
3-873-010165	45	81530	47	DB-10	61
40002R	15	900-01-078	31	HM212011	37
4050-4	9	900-08-139	31	HM212011	39
41533	41	900-08-141	31	HM212011	41
4Z4306	13	9001-B255	61	HM212049	37
5029	22	9001-B256	61	HM212049	39

PART	PAGE
HM212049	41
HM218210	37
HM218210	39
HM218210	41
HM218248	37
HM218248	39
HM218248	41
M110C-1	49
NB-2-016	11
NB-2-016	11
PA-2328-2	49
PMC5624	9
PMC5624	53
PMCK-5600	53
PMCK-AD-461	52
RRT159X0.5	22
RRT159X0.5	28
RRT159X0.5	51
RRT874X20	6
RRT874X288	6
RTP975X22X90.5	6
RTP975X48X90.5	6
RWD39000	7
SD-415	35
T120R	9
TR573	37
TR573	39
TR573	41
#242 LOCKTITE	22
#242 LOCKTITE	28
#242 LOCKTITE	51