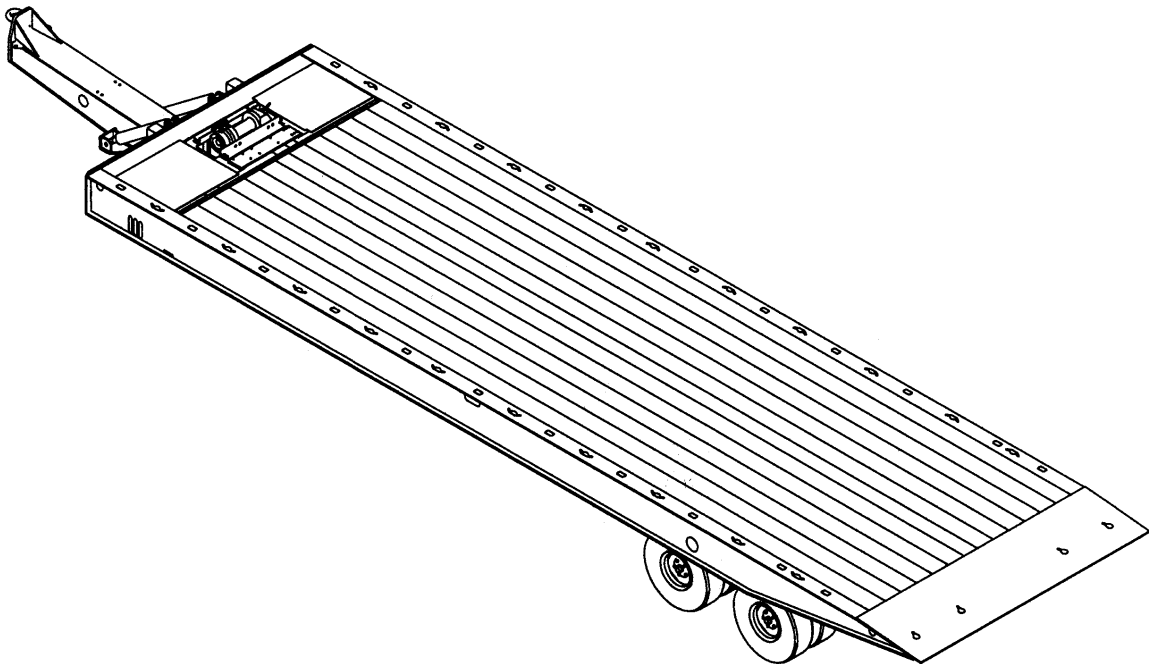




**MODEL 345C TRAILER
PARTS LIST**



**1900 North Street
Marysville, KS 66508
(785)562-5381**

ILLUSTRATED PARTS LIST

1

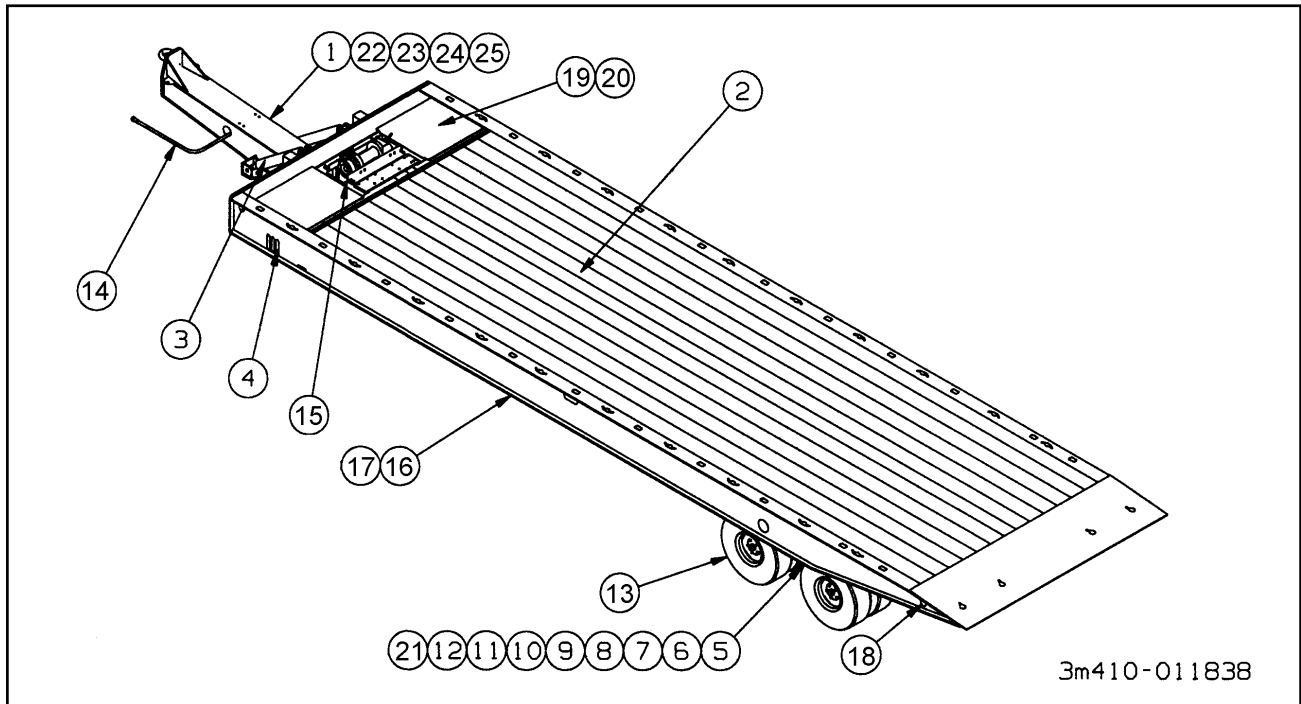
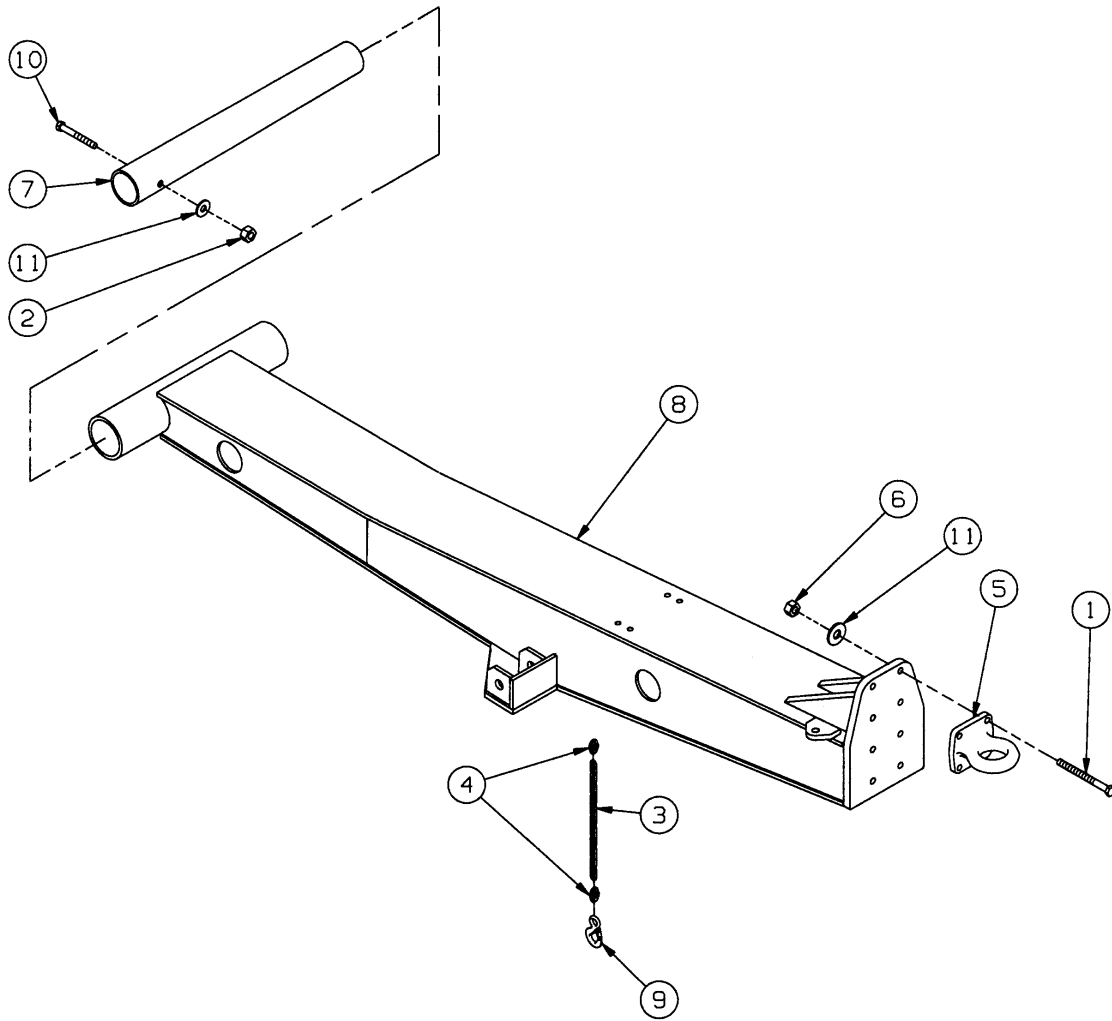


Figure 1-1 General Assembly

GENERAL ASSEMBLY

ITEM	PAGE/PART NO.	DESCRIPTION
1	1-2 - 1-3	HITCH ASSEMBLY, PINTLE RIGID
2	1-4	FLOOR, WOOD (APITONG)
3	1-5 - 1-13	HYDRAULIC ASSEMBLIES
4	1-14 - 1-21	ELECTRICAL ASSEMBLIES
5	1-22 - 1-23	UNDERCARRIAGE ASSEMBLY - SPRING RIDE
6	1-24 - 1-25	SUSPENSION ASSEMBLY - SPRING RIDE
7	1-26 - 1-28	UNDERCARRIAGE ASSEMBLY - AIR RIDE
8	1-29	AIR CONTROL KIT
9	1-30 - 1-31	AIR BRAKE SYSTEM
10	1-32 - 1-33	SUSPENSION HANGER ASSEMBLY
11	1-34 - 1-35	AXLE AND BRAKE ASSEMBLY
12	1-36 - 1-37	BRAKE KIT ASSEMBLY
13	1-38 - 1-39	HUB AND DRUM ASSEMBLIES
14	1-40 - 1-41	AIR SYSTEM
15	1-42 - 1-52	WINCH ASSEMBLIES
16	1-53 - 1-55	DECAL INSTALLATION
17	1-56 - 1-57	EXTENSION INSTALLATION (OPTION)
18	1-58 - 1-61	REMOTE CONTROL ASSEMBLIES (OPTION)
19	1-62 - 1-66	ENGINE DRIVE, 20HP
20	1-67-1-69;1-78;1-84-1-85	MISCELLANEOUS ASSEMBLIES (OPTION)
21	1-70 - 1-77	DOCK LEVELER ASSEMBLIES (OPTION)
22	1-79 - 1-83	HITCH LOCK AND JACK INSTALLATIONS (OPTION)
23	3-311-010145	PARKING STAND
24	346SL	LOCK HITCH PIN
25	3-406-010024	HUBODOMETER AND BRACKET (OPTION) (NO PARTS BREAKDOWN)



3mo375-010613

Figure 1-2 Hitch Assembly, Pintle Rigid

HITCH ASSEMBLY, PINTLE RIGID

ITEM	PART NO.	DESCRIPTION	QTY.
	3-375-010613-01	HITCH ASSEMBLY, PINTLE RIGID 7'	
	3-375-010613-02	HITCH ASSEMBLY, PINTLE RIGID 5'	
	3-375-010613-03	HITCH ASSEMBLY, PINTLE RIGID 4'	
	3-375-010613-04	HITCH ASSEMBLY, PINTLE INV PLATE 5'	
	126890	HITCH ASSY, PINTLE RIGID 7' W/ GR8 CHAIN AND CONN.	
1	1-654-010032-09	SCREW HEX HEAD CAP 3/4-10X3 GR8	4
2	1-512-010007-12	NUT HEX 3/4-10 GR2	1
3	3-174-010039036	CHAIN 1/2X36 GRD 7	2
	126888	CHAIN 1/2 X 36 GR8	2
4	3-174-010038	CHAIN LINK CONNECTING 1/2	4
	126889	CHAIN LINK CONNECTING 1/2 GR8	2
5	1385	PINTLE EYE	1
6	1-512-010010-12	NUT HEX 3/4-10 GR8	4
7	3-311-010578	HINGE TUBE	1
8	3-375-010147	HITCH ASSEMBLY 7FT	1
	3-375-010152	4 FT HITCH ASSEMBLY	1
	3-375-010140	5 FT HITCH ASSEMBLY	1
	3-375-010621	HITCH WELDMENT 5' INVERT FRONT PLATE	1
9	3-382-010019	HOOK, EYE W/ LATCH ASSEMBLY	2
	126886	HOOK, CLEVIS 1/2 CHAIN W/ LATCH GR8	2
10	1-654-010061-07	SCREW, HEX HEAD CAP 3/4-10X2-1/2 GR5	1
11	1-861-010034-17	WASHER, SPLIT LOCK 3/4	5

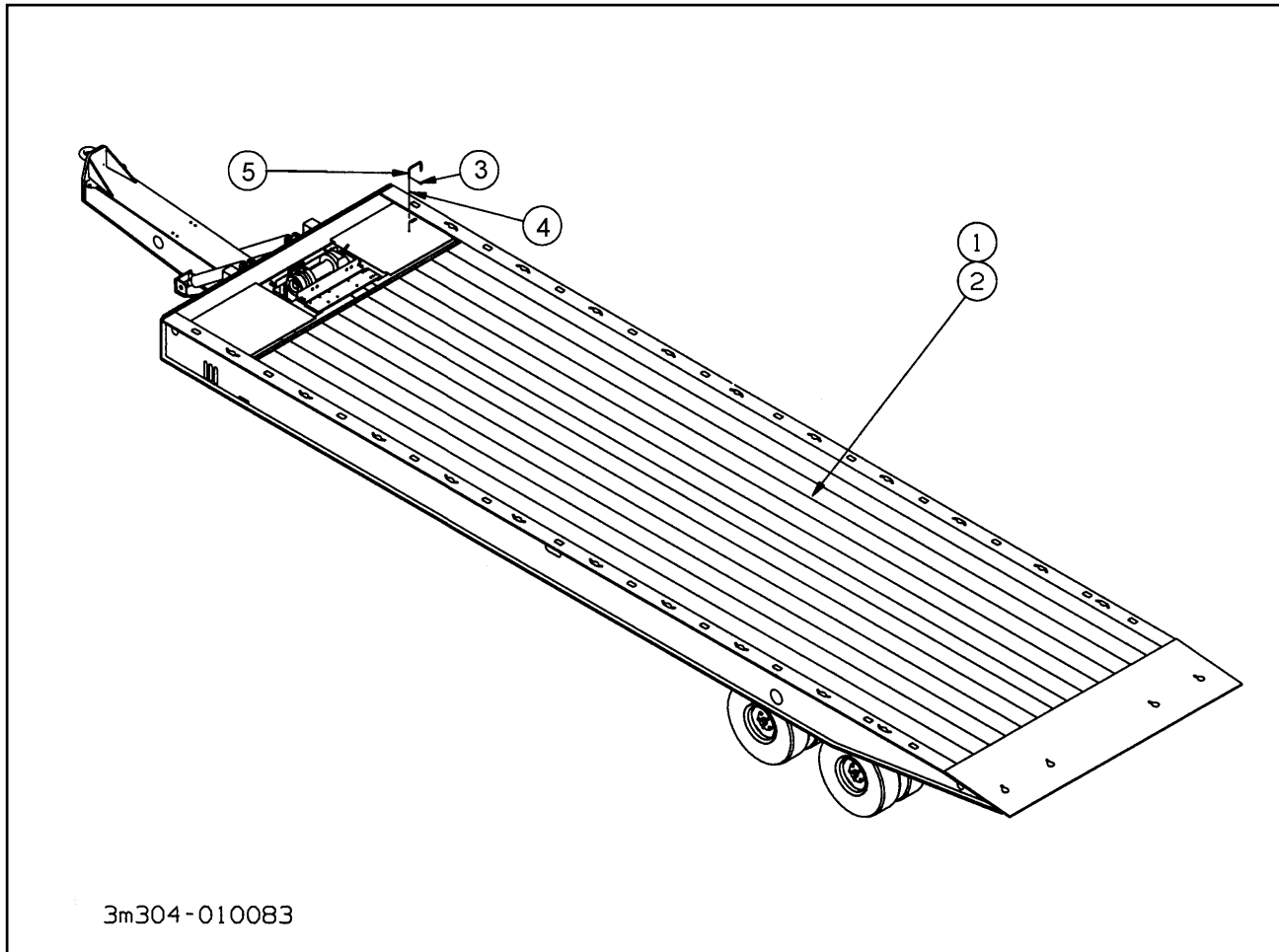


Figure 1-3 Floor, Wood (Apitong)

FLOOR, WOOD (APITONG)

ITEM	PART NO.	DESCRIPTION	QTY.
	3-304-010083-01	FLOOR WOOD APITONG - 96	
	3-304-010083-02	FLOOR WOOD APITONG - 102	
1	RWD39000	APITONG 1-3/8 X 7.08	AR
2	3-654-010129-1	SCREW TORQUE 5/16 X 3	AR
3	1-557-010362-40	PIN COTTER 5/32X1-1/4	2
4	1-861-010032-11	WASHER FLAT 3/8	2
5	3-360-010014	HANDLE TOOL COMP	1

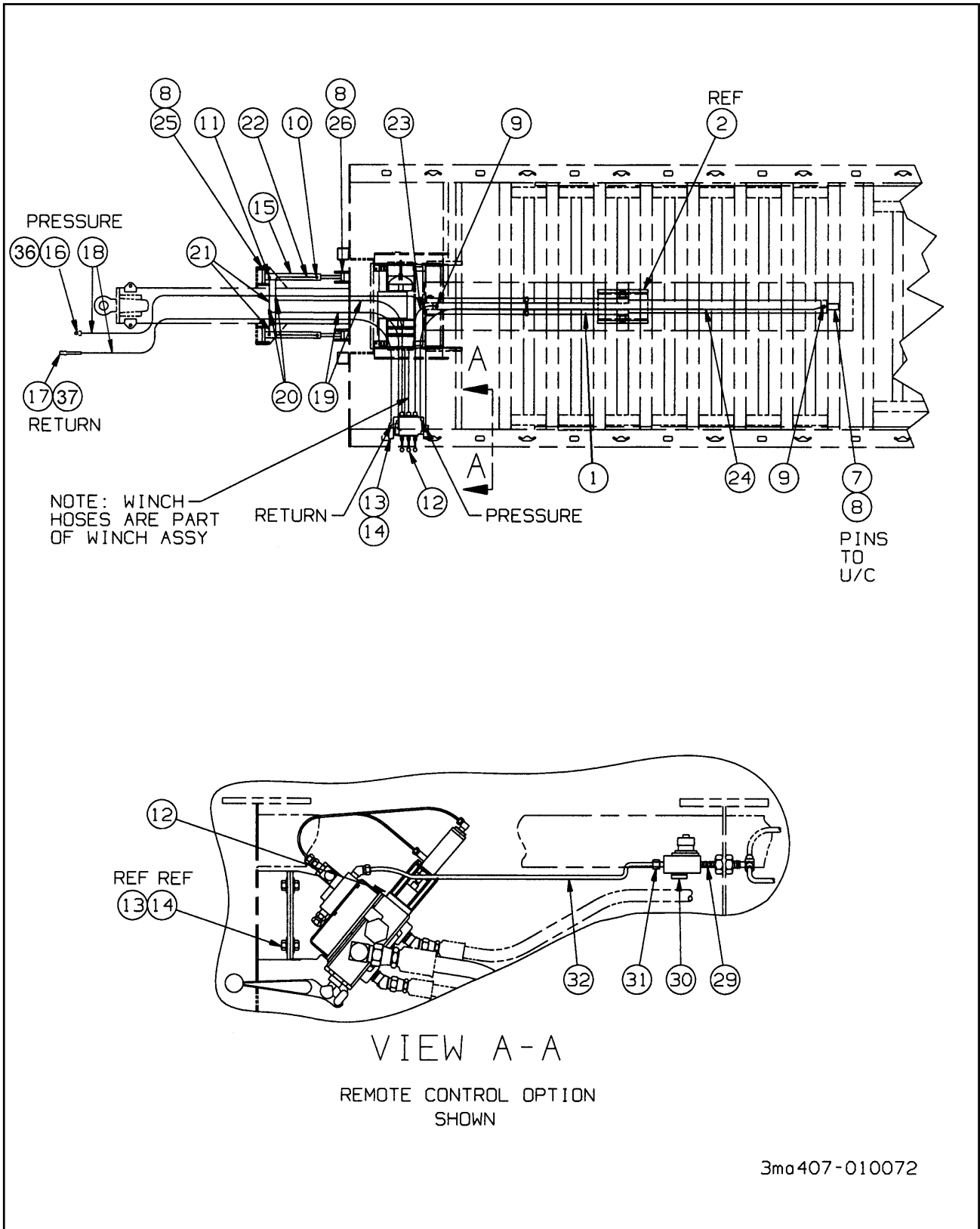


Figure 1-4 Hydraulic Assembly

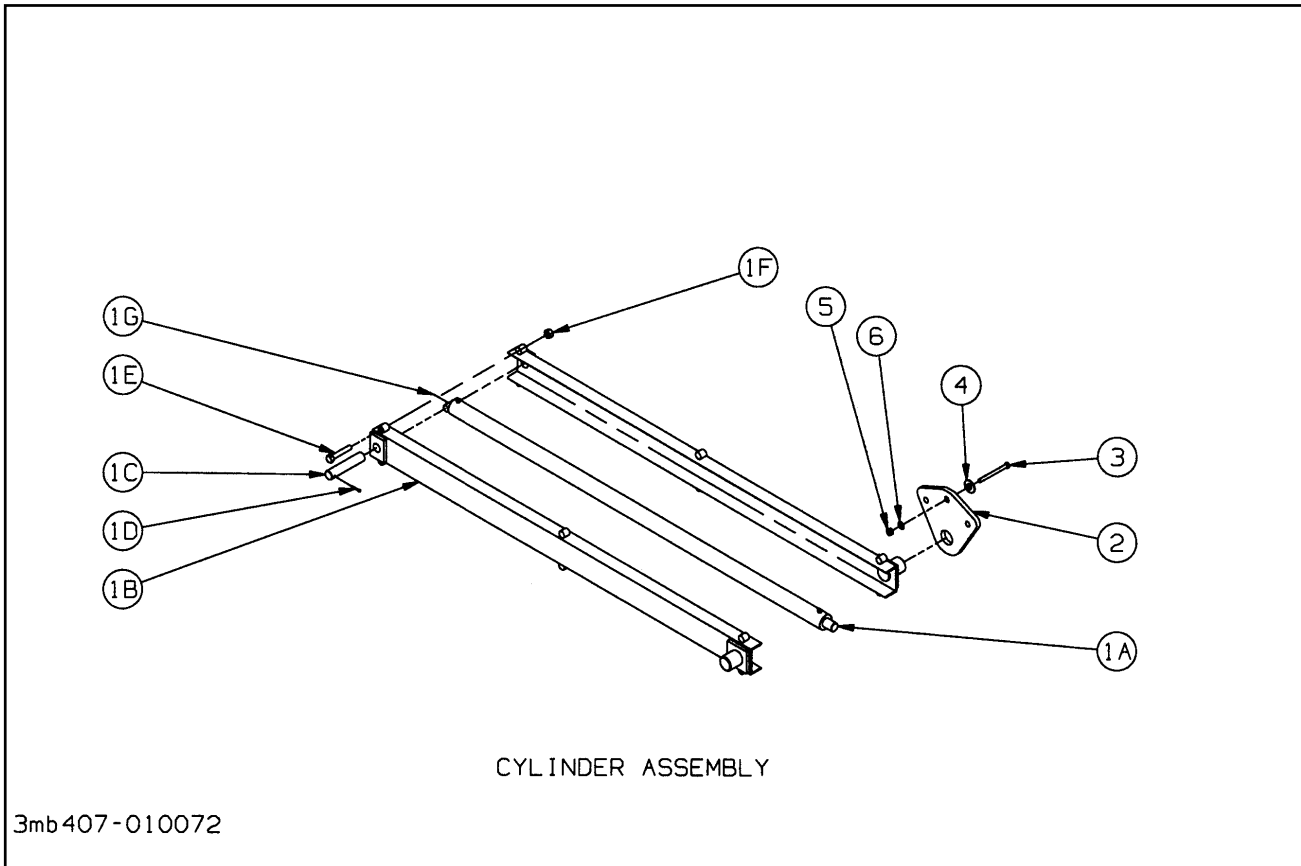


Figure 1-5 Hydraulic Assembly

HYDRAULIC ASSEMBLY

ITEM	PART NO.	DESCRIPTION	QTY.
	3-407-010072-01	HYDRAULIC ASSEMBLY STANDARD (4' OR 5')	
	3-407-010072-02	HYDRAULIC ASSEMBLY REMOTE WINCH (4' OR 5')	
	3-407-010072-03	HYDRAULIC ASSEMBLY REMOTE TRI (4' OR 5')	
	3-407-010072-04	HYDRAULIC ASSEMBLY REMOTE WINCH/TILT (4' OR 5')	
	104089	HYDRAULIC ASSEMBLY STANDARD (7')	
	104090	HYDRAULIC ASSEMBLY REMOTE WINCH (7')	
	104091	HYDRAULIC ASSEMBLY REMOTE TRI (7')	
	104092	HYDRAULIC ASSEMBLY REMOTE WINCH/TILT (7')	
1	3-242-010153	CYL ASSY STD LOAD ANGLE	1
1A	3-242-010102	CYL HYD 4X126 O-RING (SEE PAGE 1-8)	1
1B	3-120-010073	BRACKET ASSY CYL TRUNNION	2
1C	3-557-010033	PIN CYL BUTT END	1
1D	1-557-010362-54	PIN COTTER 3/16X2-1/4	1
1E	1-654-010055-17	SCREW HEX HEAD CAP 1/2-13X6 GR5	6
1F	1-512-010005-09	NUT HEX LOCK 1/2-13 GRB	6
1G	1-298-010001-1	FITTING GREASE 1/4-28	1
2	3-125-010241	BRACKET CYLINDER MOUNT	2
3	1-654-010061-06	SCREW HEX HEAD CAP 3/4-10X2-1/4 GR5	6
4	3-861-010038	WASHER STEP	6
5	1-512-010005-15	NUT HEX LOCK 3/4-10 GRB	6
6	1-861-010032-21	WASHER FLAT 3/4	6

HYDRAULIC ASSEMBLY

ITEM	PART NO.	DESCRIPTION	QTY.
7	3-557-010120	PIN UNDERCARRIAGE CYLINDER	1
8	1-557-010362-54	PIN COTTER 3/16X2-1/4	6
9	2062-8-8S	ADAPTER 90°	2
10	2024-8-8S	ADAPTER 90° FLARE 37°	2
11	2023-8-8S	ADAPTER 45°	2
12	3-846-010163-01	VALVE ASSY 3 SPL XT STD (SEE PAGE 1-11)	1
	3-846-010163-05	VALVE ASSY 3 SPL XT REM 2ND SPOOL (SEE PAGE 1-11)	1
	3-846-010163-10	VALVE ASSY 3 SPL XT REM 3 SPOOLS (SEE PAGE 1-11)	1
	3-846-010163-07	VALVE ASSY 3 SPL XT REM 1ST/2ND SPL(SEE PG 1-11)	1
13	1-510-010001	NUT FLANGE LOCK 3/8-16	4
14	1-654-010051-07	SCREW HEX HEAD CAP 3/8-16X1-1/2	4
15	PMC5624	CYLINDER 4X24 (4' OR 5') (SEE PAGE 1-9)	2
	104088	CYLINDER 4X20-1/4 (7') (SEE PAGE 1-9)	**2
	104087	STOP, CYL 4" BORE	2
16	105479	COUPLER MALE HALF 3/4	1
17	105480	COUPLER FEMALE HALF 3/4	1
18	106759	HOSE ASSEMBLY 1/2X164 (4' OR 5')	2
	106711	HOSE ASSEMBLY 1/2X198 (7')	2
19	1-397-010301108	HOSE ASSEMBLY 1/2X108	2
20	3-299-010016	TEE 37 FLARE	2
21	1-397-010301025	HOSE ASSEMBLY 1/2X25	2
22	1-397-010301048	HOSE ASSEMBLY 1/2X48	2
23	1-397-010301054	HOSE ASSEMBLY 1/2X54	1
24	1-397-010301184	HOSE ASSEMBLY 1/2X184	1
25	3-557-010033	PIN CYLINDER BUTT END A	2
26	3-557-010032	PIN CYLINDER ROD END A	2
27	1-796-010003-02	TIE STRAP PLASTIC (NOT SHOWN)	25
29	1-297-010019-05	FITTING BRASS PIPE	1*
30	905-54-107	VALVE AND FILTER PRESSURE (NO PARTS BREAKDOWN)	1*
31	1-297-010007-05	FITTING AIR	1*
32	1-833-010001	NYLON TUBING	3*
36	105481	COUPLER, DUST CAP MALE	1
37	105482	COUPLER, DUST CAP FEMALE	1

* NOTE: THESE ITEMS ARE USED ON P/N'S 3-407-010072-02, 3-407-010072-03, & 3-407-010072-04 ONLY.

** NOTE: THIS ITEM USED ON TRAILERS WITH A 7' HITCH.

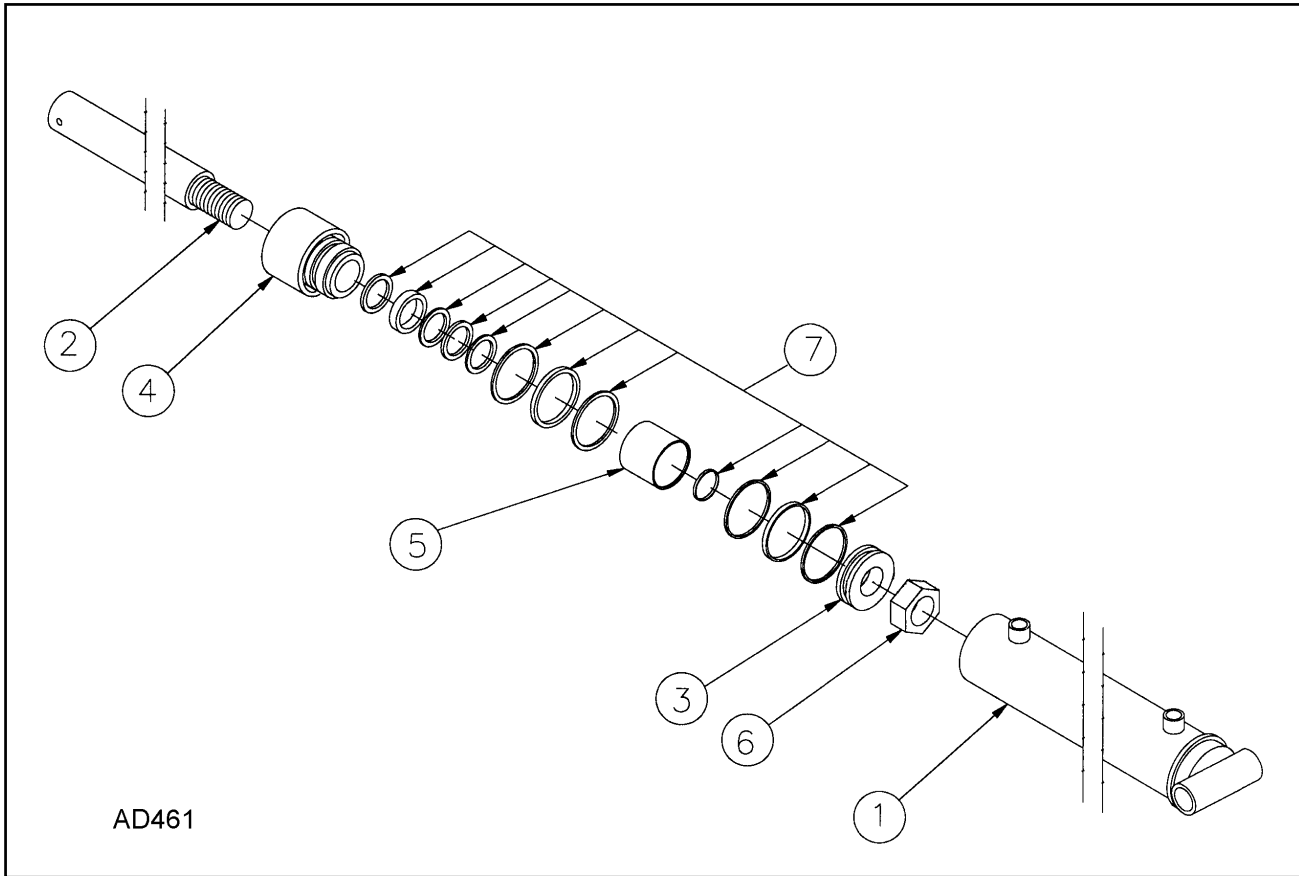


Figure 1-6 Cylinder, Hydraulic 4 X 126

CYLINDER, HYDRAULIC 4 X 126

ITEM	PART NO.	DESCRIPTION	QTY
	3-242-010102	CYLINDER, HYDRAULIC 4 X 126 (STD LOAD ANGLE)	
1	*	BUTT AND TUBE ASSY (ALTERED PER 3-242-010102)	1
2	011300179	PISTON ROD	1
3	071900195	PISTON	1
4	081900277	GLAND	1
5	211300024	SPACER	1
6	220000212	LOCKNUT (1-1/4-12)	1
7	PMCK-AD-461	PACKING KIT (CONTAINS ALL NECESSARY SEALS AND O-RINGS)	1

* PART NOT SOLD SEPARATELY. REQUIRES PURCHASE OF ENTIRE ASSEMBLY.

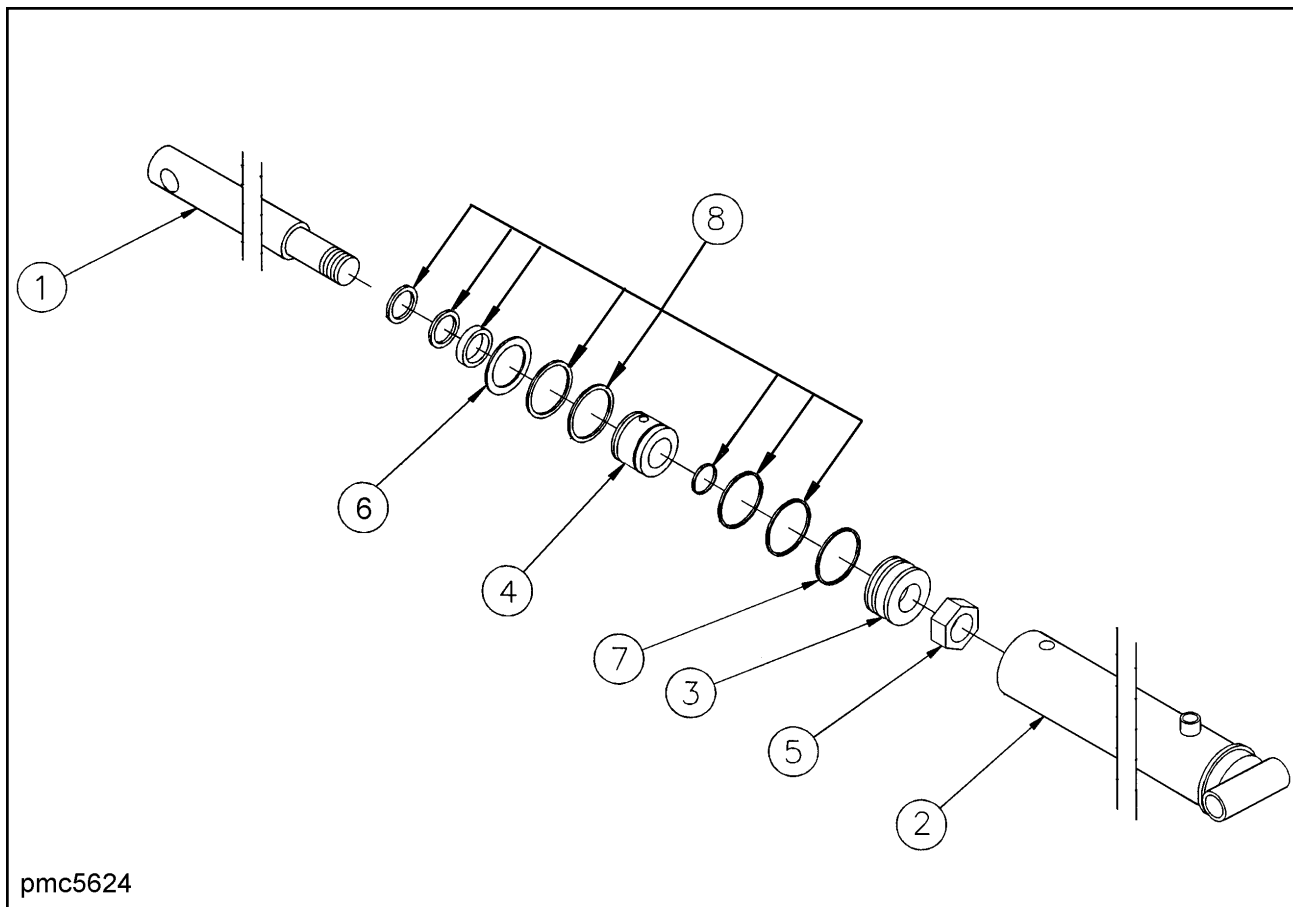


Figure 1-7 Cylinder, Hydraulic 4 X 24

CYLINDER, HYDRAULIC 4 X 24

ITEM	PART NO.	DESCRIPTION	QTY
	PMC5624	CYLINDER, HYDRAULIC 4 X 24	
	104088	CYLINDER 4X20-1/4	2
1	011100075	PISTON ROD	1
2	061900039	BUTT AND TUBE ASSEMBLY	1
3	071900019	PISTON	1
4	081900019	GLAND	1
5	220000212	LOCKNUT (1/4-12)	1
6	230001400	SNAP RING	1
7	240004008	PISTON RING	1
8	PMCK5600	PACKING KIT (ITEMS 8-14) (CONTAINS ALL NECESSARY SEALS AND O-RINGS)	

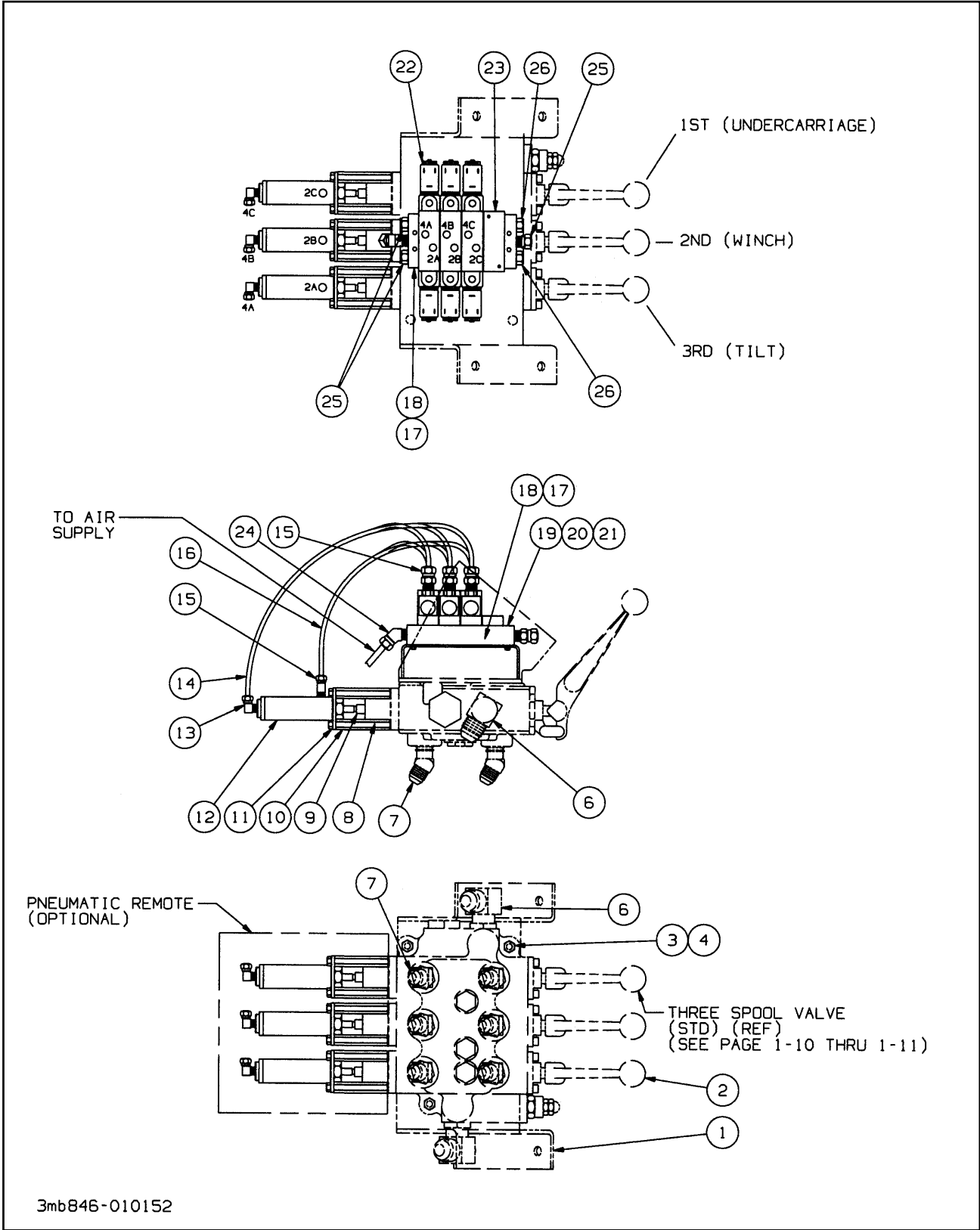


Figure 1-8 Valve Assembly - 3 Spool

VALVE ASSEMBLY - 3 SPOOL

ITEM	PAGE/PART NO.	DESCRIPTION	QTY.
	3-846-010163-01	VALVE ASSEMBLY - 3 SPOOL XT, STD(ITEMS 1-7 ONLY)	
	3-846-010163-05	VALVE ASSEMBLY - 3 SPOOL XT REMOTE 2ND SPOOL	
	3-846-010163-10	VALVE ASSEMBLY - 3 SPOOL XT REMOTE 3 SPOOL	
	3-846-010163-07	VALVE ASSY 3 SPL XT REM 1ST/2ND SPL	1
1	3-482-010575	MOUNT WELDMENT VALVE	1
2	3-846-010008	VALVE 3-SPOOL, 2500 PSI (SEE PAGE 1-13)	1
3	1-654-010051-09	SCREW, HEX HEAD CAP 3/8-16	3
4	1-510-010001	NUT FLANGE LOCK 3/8-16	3
6	2062-12-12S	ADAPTER 90	2
7	2061-8-8S	ADAPTER 45	6
8	3-161-010034	CAP MODIFIED VALVE SPOOL	*1,2,3
9	3-007-010039	ADAPTER, AIR CYLINDER	*1,2,3
10	3-711-010055	SPACER, MALE - FEMALE	*4,8,12
11	3-482-010288	MOUNT, AIR CYLINDER, VALVE	*1,2,3
12	3-238-010001	CYLINDER, AIR (NO PARTS BREAKDOWN)	*1,2,3
13	1-297-010008-01	FITTING, AIR 90	*1,2,3
14	NB-2-016	TUBING, NYLON FLEX	*1,2,3
15	68CA-2-2	CONNECTOR	*3,6,9
16	NB-2-016	TUBING, NYLON FLEX	*1,2,3
17	3-843-010025	VALVE, PNEUMATIC MANIFOLD - 2 STATION(NO PARTS)	*1,1,0
18	3-843-010023	VALVE, PNEUMATIC MANIFOLD - 4 STATION(NO PARTS)	*0,0,1
19	1-654-010024014	SCREW MACHINE FILLISTER #6-32 X 1-1/2	4
20	1-861-010032-01	WASHER FLAT #6	4
21	1-512-010003-02	NUT, HEX LOCK #6-32	4
22	3-843-010015	VALVE, PNEU 4-WAY, 3-POS(NO PARTS BREAKDOWN)	*1,2,3
23	3-843-010024	VALVE , BLANK STATION COVER(NO PARTS BREAKDOWN)	*1,0,1
24	1-297-010013-05	FITTING, AIR 45	1
25	1-297-010033-02	FITTING PLUG HEX PIPE 1/4	3
26	3-136-010001-02	BREATHER, PNEUMATIC EXHAUST	2

*NOTE: FIRST QUANTITY LISTED IS FOR PART NUMBER 3-846-010163-05, SECOND QUANTITY LISTED IS FOR PART NUMBER 3-846-010163-07, AND THIRD QUANTITY LISTED IS FOR PART NUMBER 3-846-010163-10.

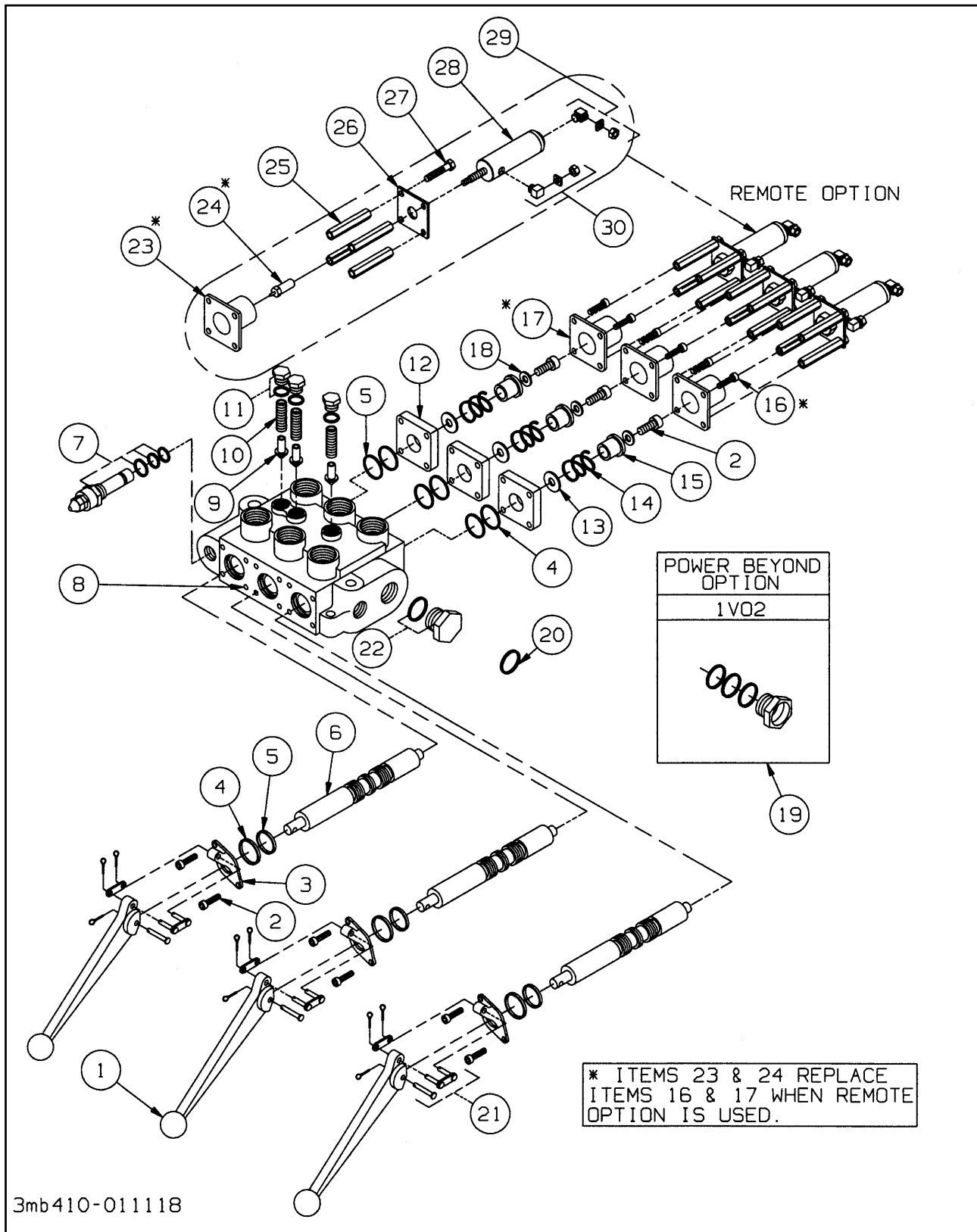


Figure 1-9 Three Spool Valve

VALVE, THREE SPOOL

ITEM	PAGE/PART NO.	DESCRIPTION	QTY.
	3-846-010008	VALVE ASSEMBLY, COMPLETE THREE SPOOL	
1	1V1703	VALVE HANDLE	3
2	2A0079-404	CAP SCREW (TIGHTEN TO 7-11 FT. - LBS.)	9
3	4Z4306	BRACKET, HANDLE	3
4	1A0711	WASHER, O-RING SPOOL	6
5	2A0283-7214	SEAL, SPOOL	6
6	1V0090	*SPOOL, 4-WAY	3
7	1R0017	RELIEF ASSEMBLY (1500-3000 PSI)(PRESET @ 2500 PSI)	1
8	1V0360	HOUSING, VALVE	1
9	1V0081	POPPET, LOAD CHECK	3
10	1A0757	SPRING, LOAD CHECK	3
11	1V1725	PLUG, LOAD CHECK	3
12	1A0709	SPACER, END	3
13	1A0291	WASHER, STOP	3
14	1A0744	SPRING, CENTERING	3
15	1A0292	COLLAR, STOP	3
16**	2A0079-406	CAP SCREW (TIGHTEN TO 7-11 FT.-LBS.)	12
17**	1A0294	CAP, END	3
18	1A0290	WASHER, CENTERING SPRING	3
19	1V0208	ADAPTER ASSEMBLY, REMOTE POWER BEYOND (CONTAINS ALL NECESSARY O-RINGS)	1
20	2A0283-7214	GROMMET, RUBBER (BOTTOM OUTLET)	1
21	1V1701	PIN KIT	3
22	2A0354-121	PLUG, CONVERSION	1
23**	3-161-010034	CAP, MODIFIED, VALVE SPOOL	1
24**	1-007-010029	ADAPTER, SWIVEL	1
25	3-711-010055	SPACER	4
26	3-482-010288	MOUNT, AIR CYLINDER VALVE	1
27	1-654-010047-02	SCREW, HEX CAP	4
28	3-238-010001	CYLINDER, AIR	1
29	1-297-010008-01	FITTING, AIR 90	1
30	68CA-2-2	CONNECTOR	1

* SOLD AS MATCHED SET ONLY.

**ITEMS 23 AND 24 REPLACE ITEMS 16 AND 17 WHEN REMOTE OPTION IS USED.

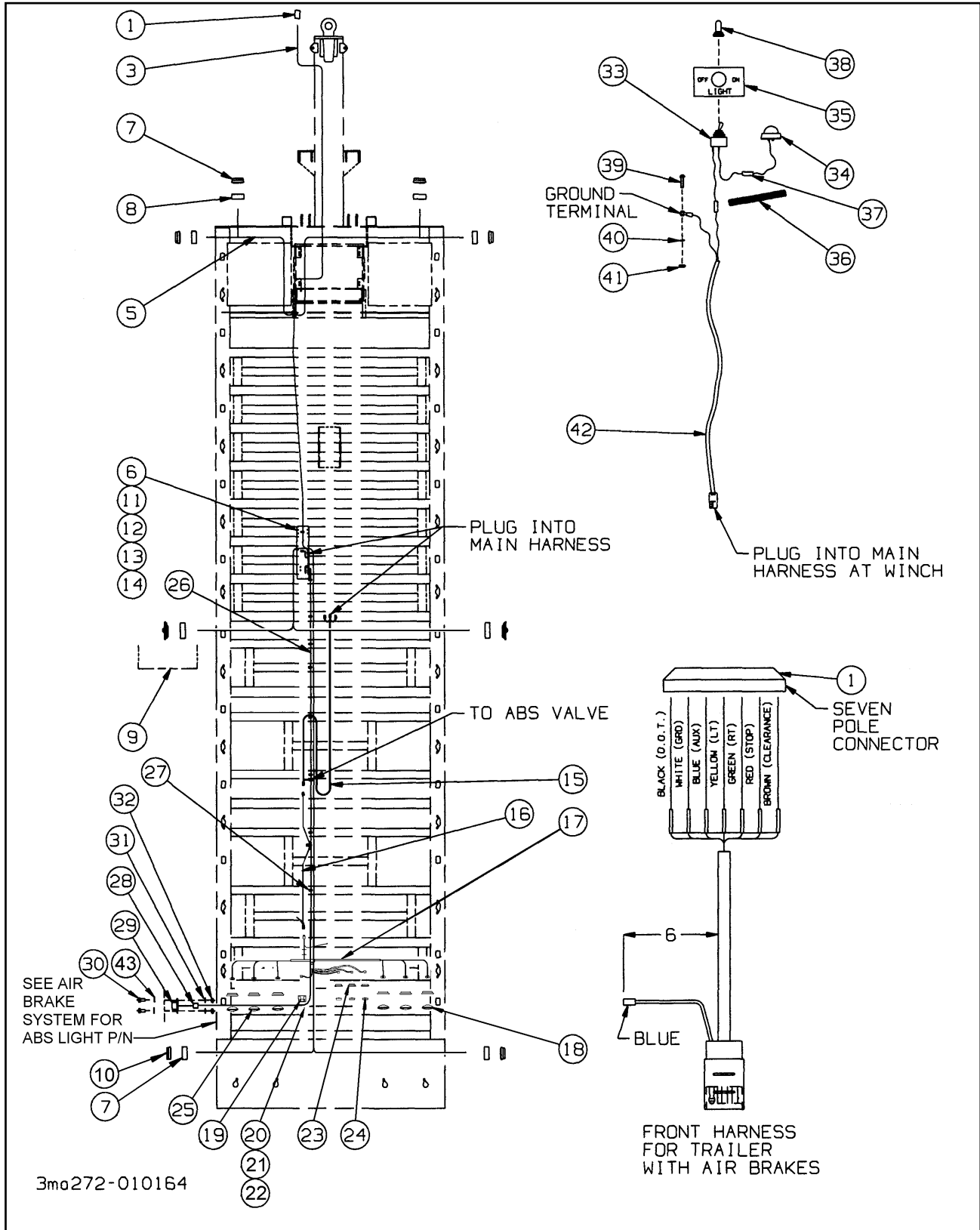


Figure 1-10 Electrical Assembly

ELECTRICAL ASSEMBLY

ITEM	PART NO.	DESCRIPTION	QTY
	104037	ELECTRICAL ASSEMBLY 7 POLE (ITEMS 1-14)	
	124015	U/C ASSY , SPRING, 102 W/O DOCK LEVEL (ITEMS 15-25)	
	124014	U/C ASSY , SPRING, 102 W/ DOCK LEVEL (ITEMS 15-25)	
	122256	U/C ASSY , A/R, 102 W/O DOCK LEVEL (ITEMS 15-25)	
	112929	U/C ASSY , A/R, 102 W/ DOCK LEVEL (ITEMS 15-25)	
	3-272-010169	ELECTRICAL 7-PIN REAR OPTION (ITEMS 26-32, 43)	
	3-272-010170	ELECTRICAL COURTESY LIGHT OPTION (ITEMS 33-42)	
1	59P8	RECEPTACLE 7 PIN WITH GUARD	1
3	104035	HARNESS ASSEMBLY FRONT MAIN - 7 POLE ABS	1
5	104036	HARNESS ASSEMBLY CENTER MAIN ABS	1
6	3-181-010034-1	CLAMP CONDUIT STEEL 1/2	2
7	10403	GROMMET MOUNT	6
8	10205Y	REFLECTOR LAMP YELLOW	4
9	60015Y	LIGHT TURN AND CLEARANCE	2
10	10205R	REFLECTOR LAMP RED	2
11	1-656-010003051	SCREW ROUND HEAD MACHINE 10-24X3/4	2
12	1-861-010032-03	WASHER FLAT #10	2
13	1-861-010034-07	WASHER SPLIT LOCK #10	2
14	1-512-010007-03	NUT HEX #10-24	2
15	102836	HARNESS ASSEMBLY E-CHAIN ABS	1
16	102728	HARNESS ASSEMBLY, U/C MAIN	1
17	106652	HARNESS, BUMPER	1
18	106371	LIGHT STOP TURN TAIL	4
19	15009	LICENSE LAMP	1
20	1-656-010003051	SCREW ROUND HEAD MACHINE #10-24X3/4	2
21	1-861-010034-07	WASHER SPLIT LOCK #10	2
22	1-512-010007-03	NUT HEX #10-24	2
23	107598	GROMMET RECT C/MKR LAMP	3
24	107599	LIGHT RED CLEARANCE MARKER	3
25	108647	LIGHT, TURN YELLOW W/ GROMMET	4
26	3-368-010289	HARNESS REAR ACC 7-PIN	1
27	3-181-010034-1	CLAMP CONDUIT STEEL 1/2	13
28	59W-2-3	RUBBER BOOT	1
29	59S-7	RECEPTACLE, 7 PIN	1
30	1-654-010049-06	SCREW, HEX HEAD CAP 5/16-18 X 1-1/4 GR5	2
31	1-861-010034-10	WASHER, SPLIT LOCK 5/16	2
32	1-512-010007-06	NUT, HEX 5/16-18	2
33	3-272-010017	TOGGLE SWITCH SEALED SPST	1
34	26331	LIGHT COURTESY	1
35	3-573-010437	DECAL LIGHT VALVE SUPPORT	1
36	3-201-010001	CONDUIT 5/16 PLASTIC FLEX	1'
37	3-272-010021	ELECT BUTT SPLICE 16-14 W/ SEAL	2
38	81264	RUBBER BOOT FOR ELECT SWITCH	1
39	1-656-010003051	SCREW, RD HEAD SQ NECK #10-24 X 3/4	1
40	1-861-010034-07	WASHER, SPLIT LOCK #10	1
41	1-512-010007-03	NUT, HEX #10-24	1
42	3-368-010290	HARNESS, COURTESY LIGHT	1
43	1-861-010032-09	WASHER, FLAT 5/16	2

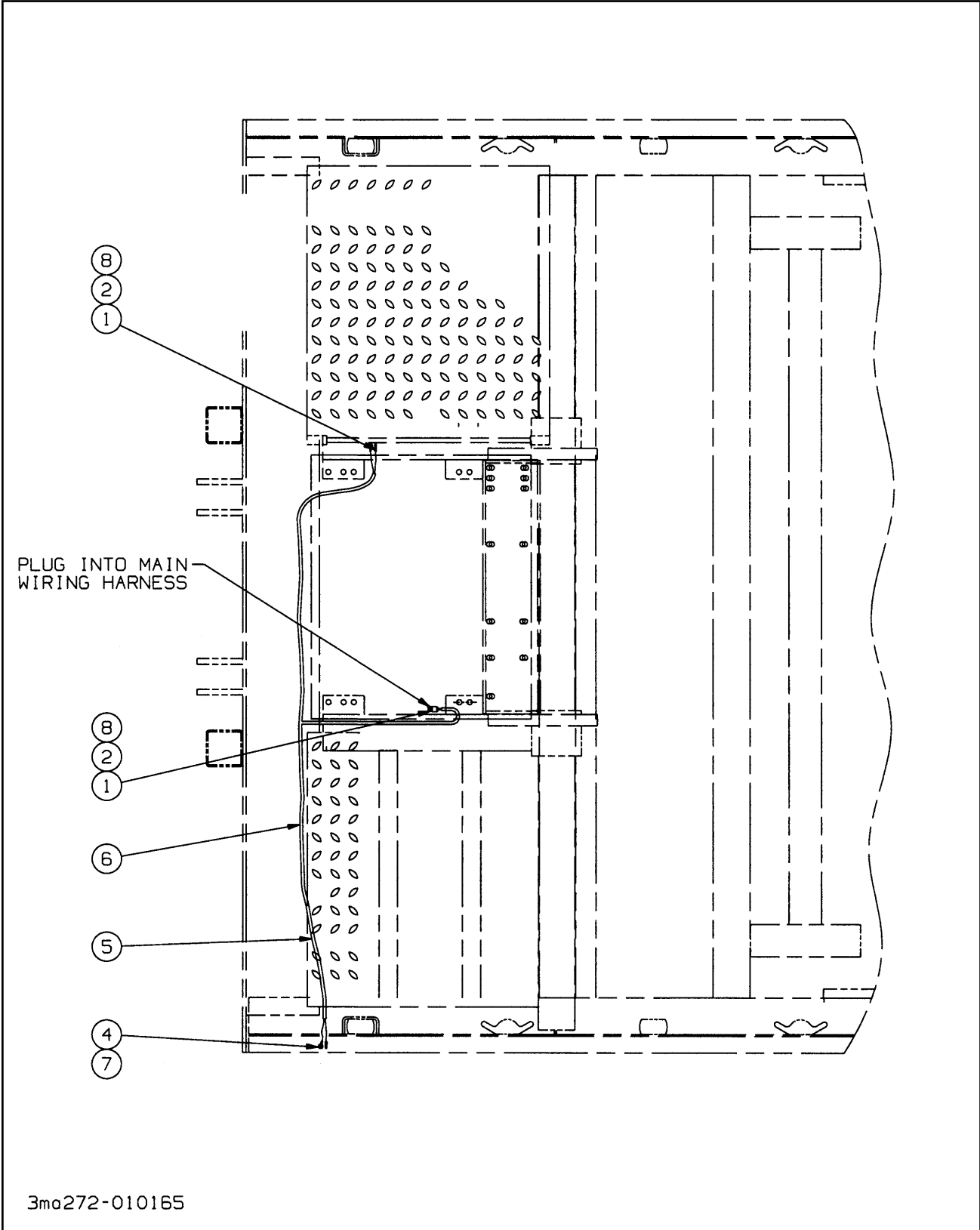
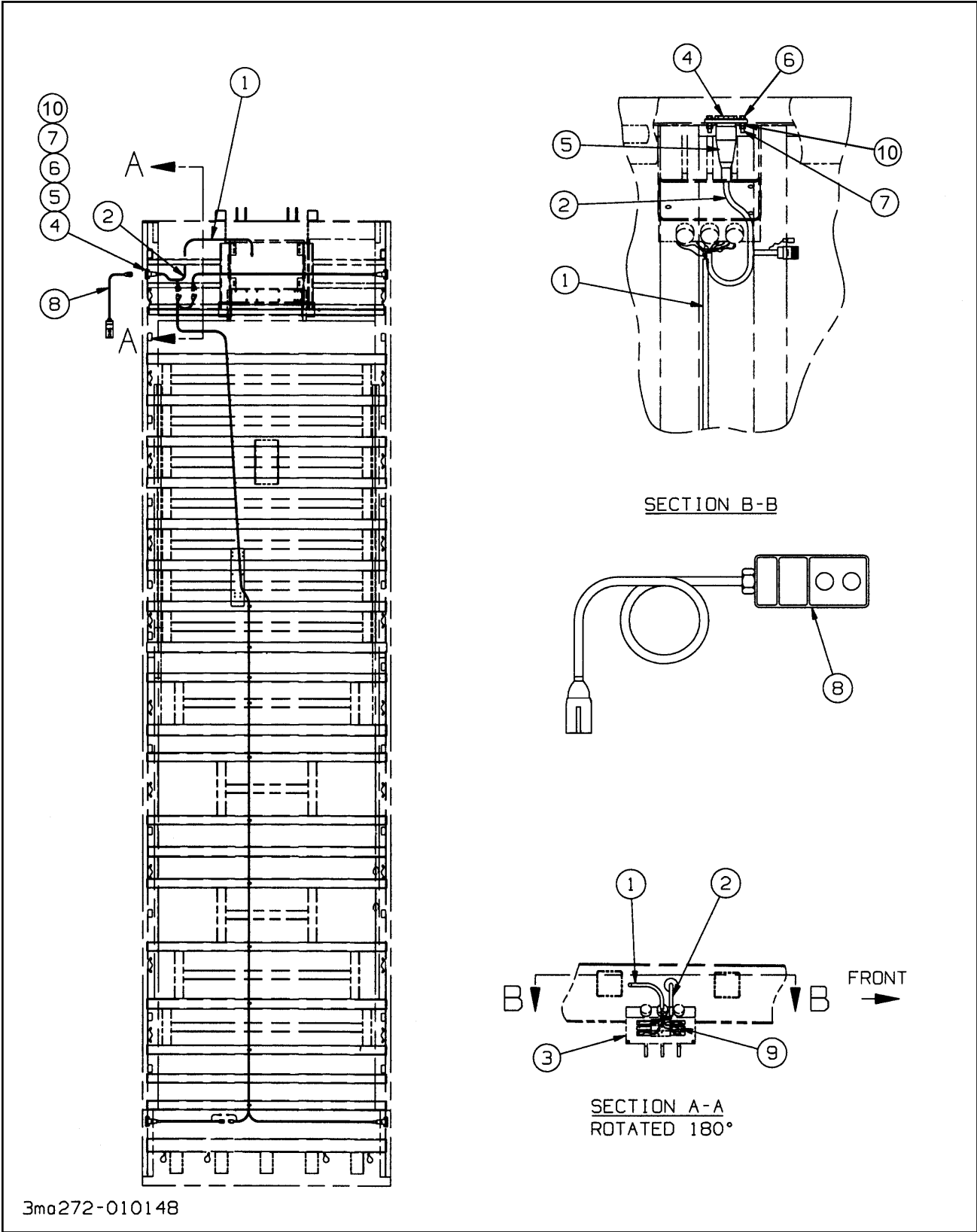


Figure 1-11 Winch Light Assembly (Option)

WINCH LIGHT ASSEMBLY (OPTION)

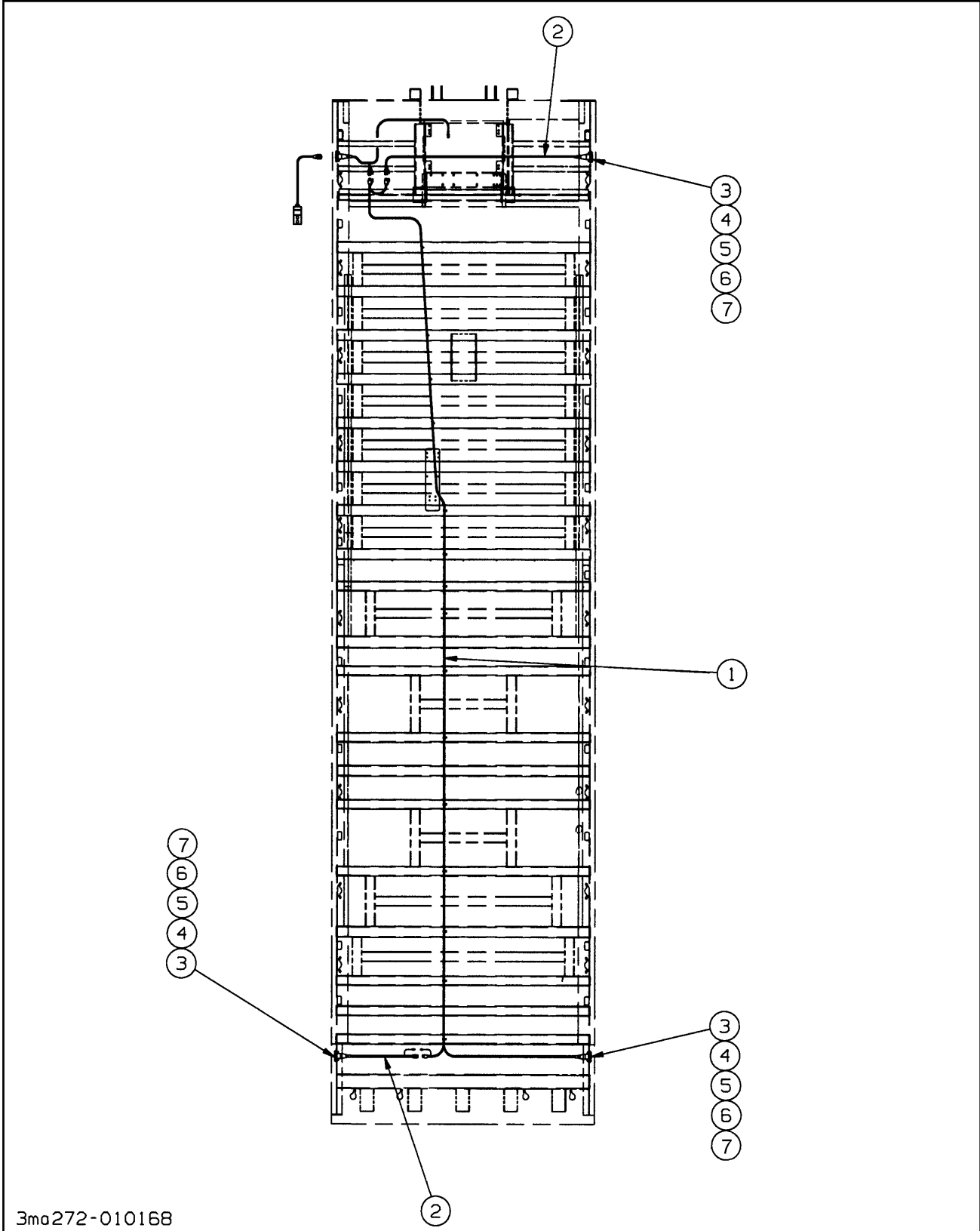
ITEM	PART NO.	DESCRIPTION	QTY.
	3-272-010165-01	LIGHT, WINCH SINGLE	
	3-272-010165-02	LIGHT, WINCH DUAL	
1	1-512-010005-05	NUT HEX LOCK GRB 3/8-16	*1, 2
2	1-654-010051-05	SCREW HEX HEAD CAP 3/8-16X1 GR5	*1, 2
3	1-796-010003-02	TIE STRAP PLASTIC 18X14.19 (NOT SHOWN)	6
4	3-272-010017	TOGGLE SWITCH SEALED	1
5	3-272-010021	ELECTRICAL BUTT SPLICE 16-14	2
6	3-368-010282	HARNESS ASSEMBLY WINCH LIGHT	1
7	3-573-010273	DECAL WINCH LIGHT	1
8	64181	RECTANGULAR QUARTZ HALOGEN LAMP	*1, 2

*NOTE: 1ST QUANTITY LISTED IS FOR P/N 3-272-010165-01, 2ND QUANTITY LISTED IS FOR P/N 3-272-010165-02.



ELECTRICAL INSTALLATION - REMOTE CONTROL (OPTION)

ITEM	PART NO.	DESCRIPTION	QTY.
	3-272-010148-01	ELECTRICAL INSTALLATION, SINGLE REMOTE WINCH	
	3-272-010148-03	ELECT. INST., DUAL REMOTE, WINCH/TILT	
	3-272-010148-06	ELECT. INST., TRIPLE REMOTE, WINCH/TILT/U/C	
1	3-368-010245-01	HARNESS POWER JUMPER	1
2	3-368-010246	HARNESS FRONT REMOTE	1
3	3-846-010163-05	VALVE ASSY 3 SPL XT REM 2ND SPOOL (SEE PAGE 1-11)	REF
	3-846-010163-10	VALVE ASSY 3 SPL XT REM 3 SPOOLS (SEE PAGE 1-11)	REF
	3-846-010163-07	VALVE ASSY 3 SPL XT REM 1ST/2ND SPL(SEE PAGE 1-11)	REF
4	3-272-010125	RECEPTACLE 7 PIN	1
5	59W-2-3	RUBBER BOOT	1
6	1-654-010049-06	SCREW HEX HEAD 5/16-18 X 1-1/4 GR5	2
7	1-512-010007-06	NUT HEX 5/16-18 GRB	2
8	3-765-010001	SWITCH REMOTE CONTROL ASSY (SEE PAGE 1-59)	1
	3-209-010004-01	CONTROL ELECT DUAL FUNC RMT (SEE PAGE 1-59)	1
	3-209-010006-01	CONTROL REMOTE WINCH/TILT/U/C (SEE PAGE 1-59)	1
9	1-660-010006	SEALANT ELECTRICAL DOW CORNING	AR
10	1-861-010034-10	WASHER, SPLIT LOCK 5/16	2

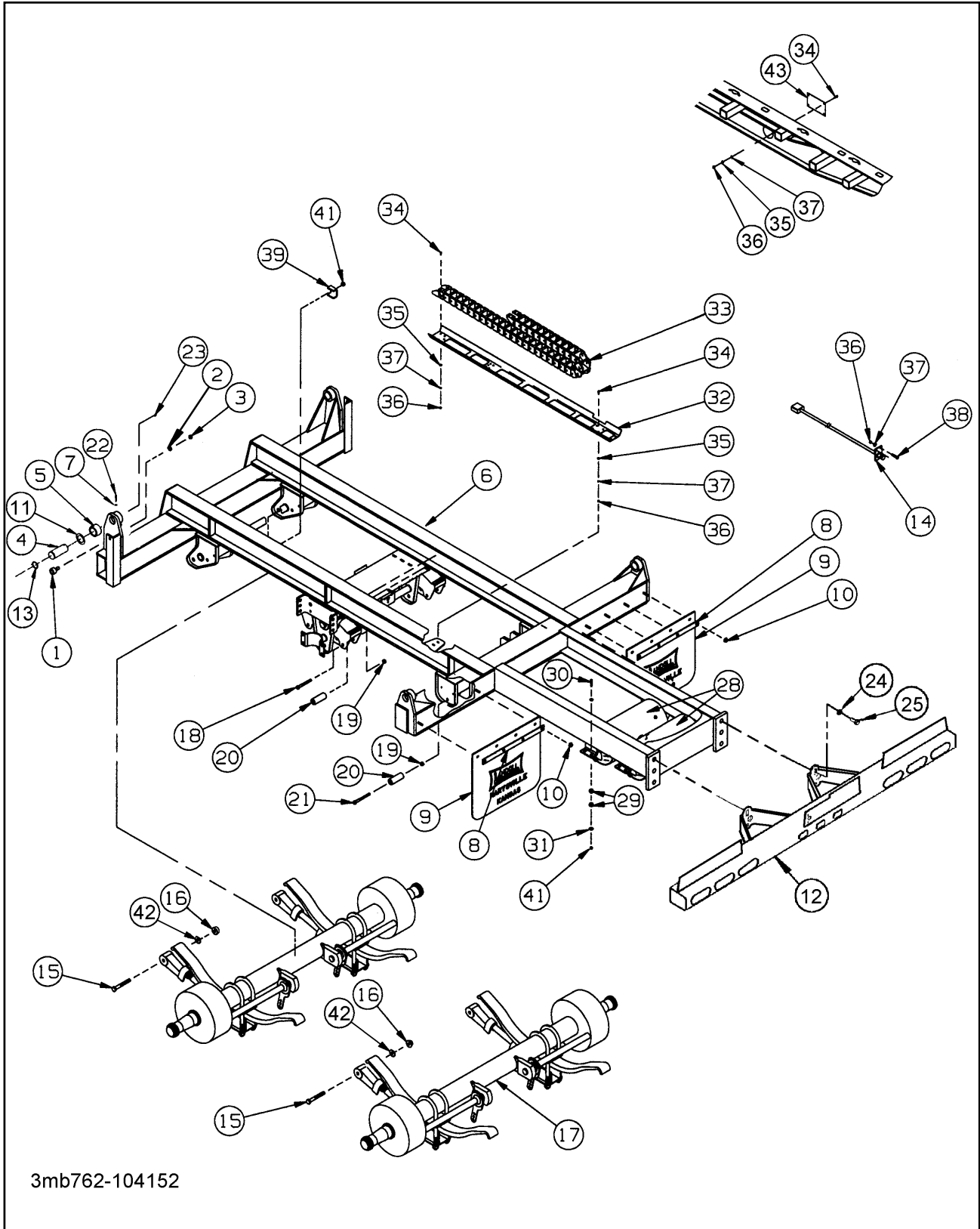


3ma272-010168

Figure 1-13 Electrical Remote - Accessory Location
(Option)

ELECTRICAL REMOTE - ACCESSORY LOCATION (OPTION)

ITEM	PART NO.	DESCRIPTION	QTY.			
	3-272-010168-01	ELECTRICAL REMOTE ACC REAR LH OR RH	*			
	3-272-010168-02	ELECTRICAL REMOTE ACC FRONT RH	*			
	3-272-010168-03	ELECTRICAL REMOTE ACC REAR LH AND RH	*			
	3-272-010168-04	ELECTRICAL REMOTE ACC	*			
1	3-368-010284	HARNESS REMOTE REAR	1	-	1	1
2	3-368-010283	HARNESS REMOTE SIDE	-	1	1	2
3	1-512-010005-03	NUT HEX LOCK 5/16-18 GRB	2	2	4	6
4	3-272-010125	RECEPTACLE 7 PIN	1	1	2	3
5	59W-2-3	RUBBER BOOT	1	1	2	3
6	1-654-010049-06	SCREW HEX HEAD CAP 5/16-18 X 1-1/4 GR5	2	2	4	6
7	1-861-010032-09	WASHER, FLAT 5/16W	4	4	8	12

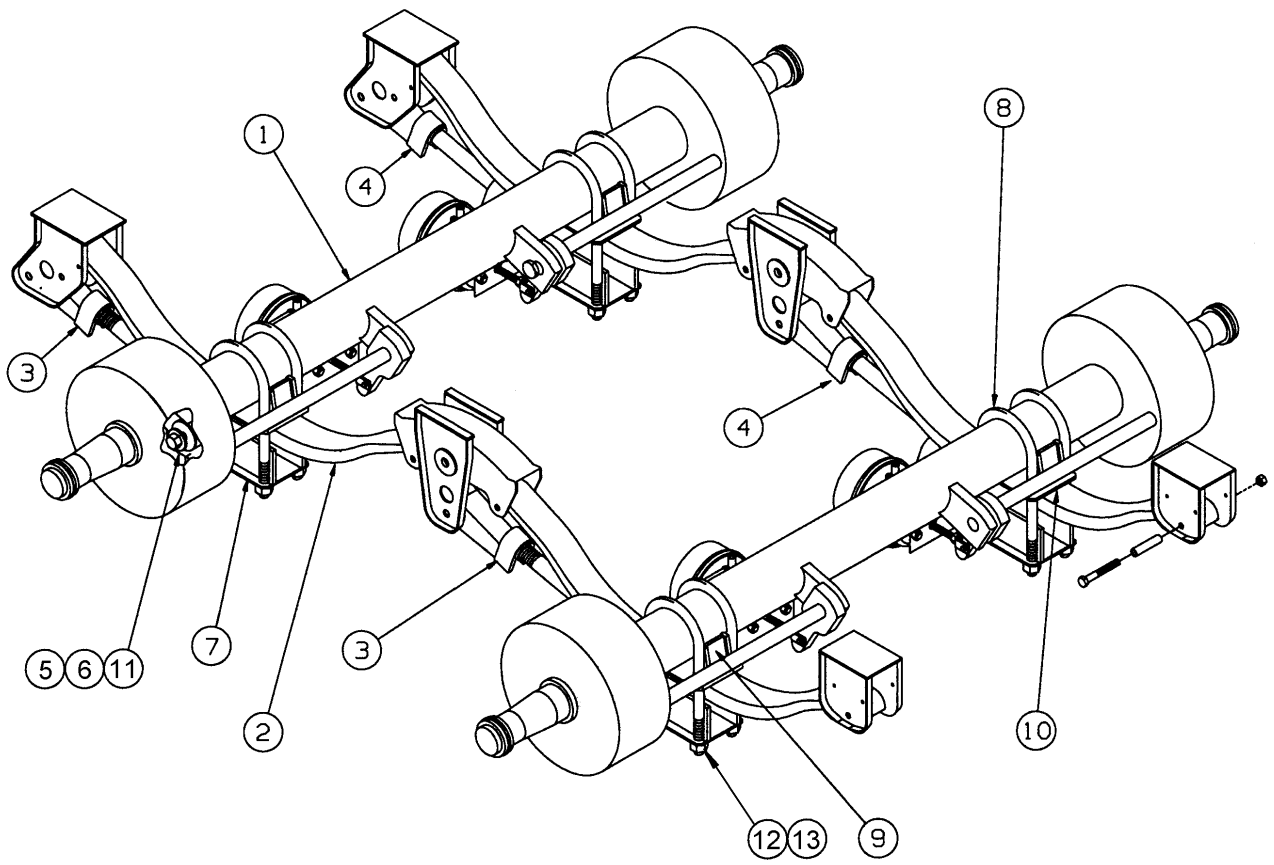


3mb762-104152

Figure 1-14 Undercarriage Assembly - Spring Ride

UNDERCARRIAGE ASSY - SPRING RIDE

ITEM	PART NO.	DESCRIPTION	QTY.
	124014	U/C ASSEMBLY SPRING 102" W/O BRACKET	
	124015	U/C ASSEMBLY SPRING 102" W/ BRACKET	
1	3-076-010006	CAM FOLLOWER 1-1/2 DIA	REF
2	RRT159X0.5	TUBE ROUND 1X11/16 X 1/2	REF
3	5/8-18 HFN	NUT HEX	REF
4	110437	PIN, ROLLER 5"	4
5	116563	ROLLER, 4" ASSY, FIBERGLIDE	4
6	124011	UNDERCARRIAGE W/O BRACKET	1
	124012	UNDERCARRIAGE W/ BRACKET	1
7	1-511-010001-07	NUT, HEX JAM 5/8-11	4
8	3-762-010017	CLAMP MUD FLAP	2
9	3-485-010001	FLAP MUD 21IN	2
10	1-510-010001	NUT FLANGE LOCK 3/8-16	10
11	114562	BUSHING, MACHINE	6
12	119580	BUMPER WELDMENT, E/P	1
13	1-630-010021-02	RING, RETAINING 2HD	4
14	101852	DIAGNOSTIC CABLE W/ SWITCH	1
15	0001-08	BOLT 7/8-14X5-1/4	4
16	110990	NUT LOCK 7/8-14	4
17	3-762-010691-1	SUSPENSION ASSEMBLY 70.5-39-1/2 (SEE PAGE 1-25)	2
18	0001-04	RETAINER 5/8-18X4-1/2 HEX HEAD	4
19	0002-07	LOCKNUT HEX CENTER 5/8-18	6
20	0741-01	SPRING ROLLER EQUALIZER TRANS	6
21	0001-02	CAPSCREW HEX HEAD 5/8-18X5-1/8	2
22	1-654-010150-05	SCREW, SET SQ. HD. CUP POINT 5/8 X 2	4
23	5029	ZERK FITTING	6
24	622-3511-008	WASHER 3/4 MIL-CARB FL SA&A	14
25	1-654-010032-4	SCREW HEX HEAD CAP 3/4-10X1-3/4 GR8	12
28	3-780-010002	TANK AIR	2
29	805-2	BUSHINGS STEP	16
30	1-654-010051-08	SCREW HEX HEAD CAP 3/8-16X1-3/4 GR5	8
31	1-861-010032-11	WASHER FLAT 3/8	16
32	3-821-010005	TRAY CAT-TRACK	1
33	3-755-010189-03	SUPPORT E-CHAIN	1
	3-755-010189-1	LINK	1
	380-1	END MOUNTING BRACKET WITH HOLE	2
	380-2	END MOUNTING BRACKET WITH PIN	2
34	1-654-010158-1	SCREW, RD HEAD SQ NECK 1/4-20 X 3/4 GR5	8
35	1-861-010032-07	WASHER FLAT 1/4	8
36	1-512-010007-05	NUT HEX 1/4-20 GRB	8
37	1-861-010034-09	WASHER SPLIT LOCK 1/4	8
38	1-654-010047-06	SCREW, HEX HEAD CAP 1/4-20 X 1 GR5	2
39	2-181-010001	CLAMP	3
40	104553	BRAKE, ABS TANDEM AXLE (NOT SHOWN)(SEE PAGE 1-31)	1
41	1-512-010005-05	NUT, HEX LOCK 3/8-16 GRB	8
42	110991	WASHER, FLAT 7/8 HARDENED	4
43	3-311-010835	COVER ROLLER OPENING	2



3ma762-010691

Figure 1-15 Suspension Assembly - Spring Ride

SUSPENSION ASSEMBLY - SPRING RIDE

ITEM	PART NO.	DESCRIPTION	QTY.
	3-762-010691-1	SUSPENSION ASSY S/R 70.5 39-1/2 SPG CTR	
1	115703	AXLE 70-1/2 12-1/4X7-1/2 BRAKE SPG25K(SEE PAGE 1-35)	2
2	3-720-010030	SPRING, MONO LEAF HI ARCH	4
3	1035-20	ADJUSTABLE TORQUE ARM	2
4	0075-20	RIGID TORQUE ARM	2
5	0001-08	BOLT, 7/8-14 X 5-1/4 GR5	4
6	14345-01	LOCKNUT, 7/8-14	4
7	0508-00	BOTTOM PLATE, SINGLE LEAF	4
8	24213-130	U-BOLT, 3/4 X 13	8
9	0647-01	AXLE SEAT, 1" HIGH SINGLE LEAF	4
10	0375-00	DELTRIN LINER, SINGLE LEAF	4
11	T7292	WASHER, 7/8	4
12	14344-01	LOCKNUT, 3/4	16
13	20852-01	WASHER. 3/4	16
	3-432-010006	KIT, AXLE SPRING ATTACH. PARTS (INCL. ITEMS 3-13)	

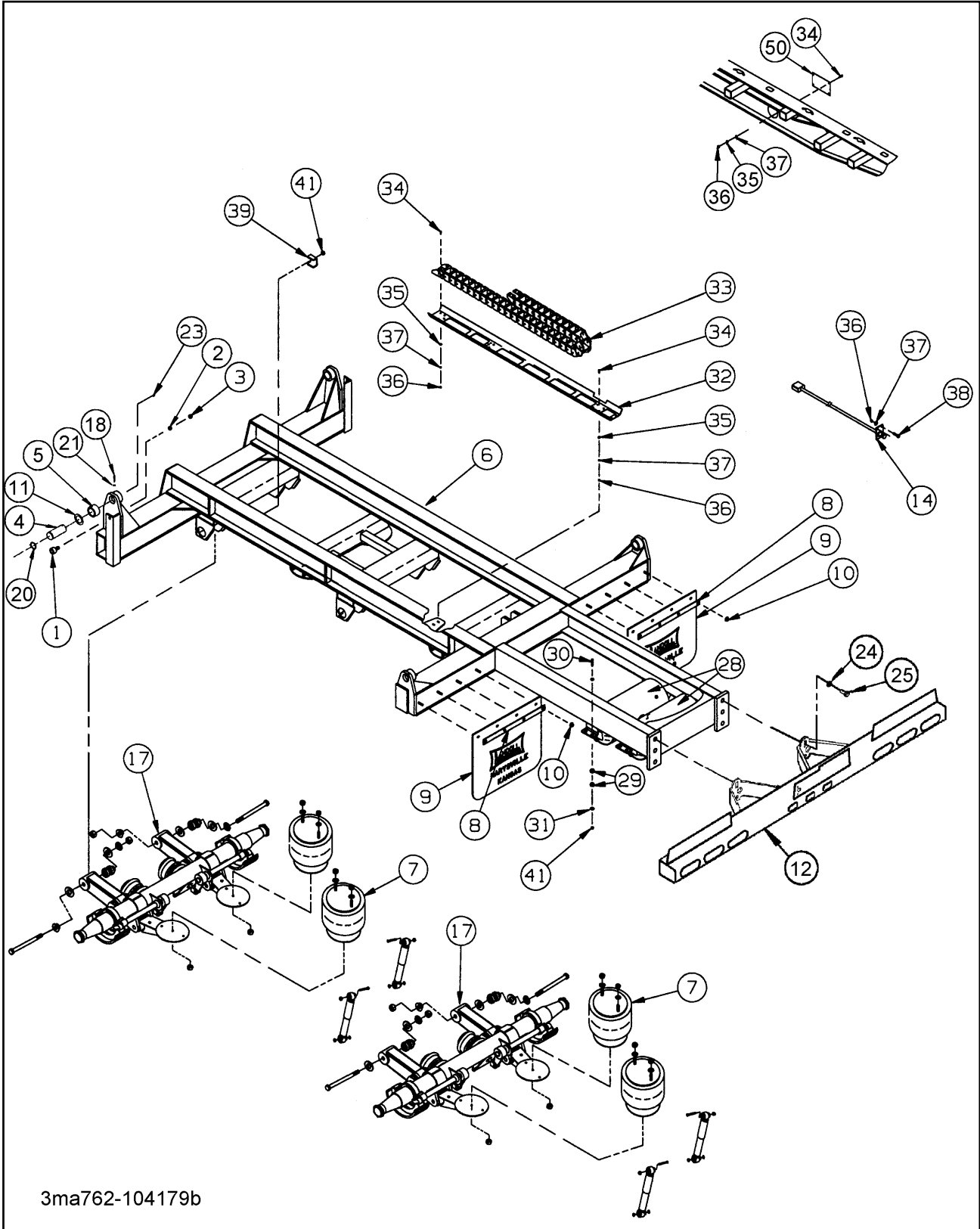


Figure 1-16 Undercarriage Assembly - Air Ride (1 of 2)

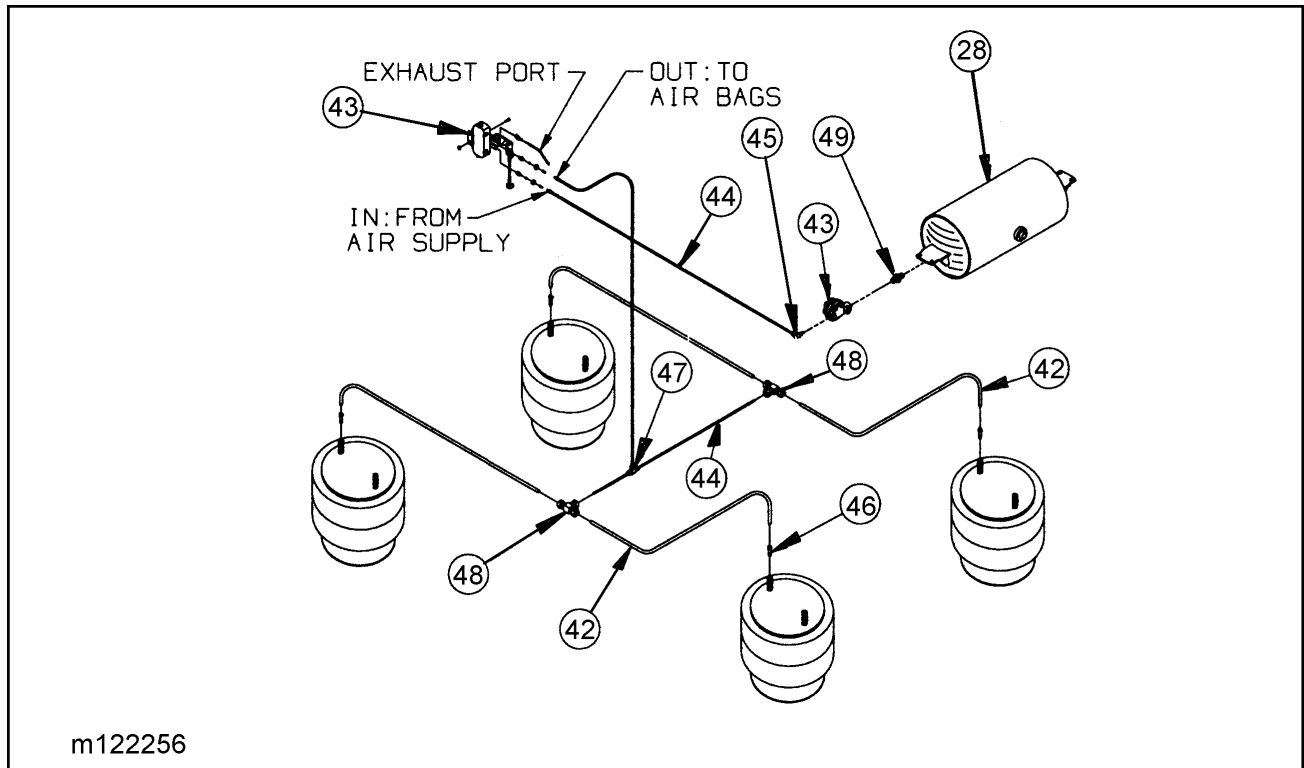


Figure 1-17 Undercarriage Assembly - Air Ride (2 of 2)

UNDERCARRIAGE ASSY - AIR RIDE

ITEM	PART NO.	DESCRIPTION	QTY.
	122256	UNDERCARRIAGE ASSY A/R 102 W/O D/L BRACKET	
	112929	UNDERCARRIAGE ASSY A/R 102 W/ D/L BRACKET	
	3-036-010034	ATTACHMENTS 345	
	124016	ATTACHMENTS 345	
1	3-076-010006	CAM FOLLOWER 1-1/2	REF
2	RRT159 X 0.5	TUBE ROUND 1 X 11/16 X 1/2	REF
3	5/8-18HFN	NUT HEX 5/8-18	REF
4	110437	PIN, ROLLER 5"	4
5	116563	ROLLER, 4" ASSY, FIBERGLIDE	4
6	112928	SUSPENSION WELDMENT 102 A/R	1
7	102363	SUSPENSION ADJ. RLU-228-3.5 (SEE PAGE 1-33)	2
8	3-762-010017	CLAMP MUD FLAP	2
9	3-485-010001	FLAP MUD 21IN	2
10	1-510-010001	NUT 3/8-16 FLANGE LOCK	11
11	114562	BUSHING, MACHINE	6
12	119580	BUMPER WELDMENT E/P	1
14	101852	DIAGNOSTIC CABLE WITH SWITCH	1
17	115742	AXLE WELDMENT D2212-SPG-70.5 (FOR PARTS BREAKDOWNS, SEE PAGES 1-33 AND 1-35)	2
18	1-654-010150-05	SCREW, SET SQ. HEAD CUP PT. 5/8 X 2	4
19	117493	DOCK LEVEL ASSEMBLY A/R 60K W/ BRACKET (NOT SHOWN)(SEE PAGE 1-73)	1
20	1-630-010021-02	RING, RETAINING 2 HD	4
21	1-511-010001-07	NUT, HEX JAM 5/8-11	4

UNDERCARRIAGE ASSY - AIR RIDE

ITEM	PART NO.	DESCRIPTION	QTY.
22	#242	LOCTITE BLUE REMOVABLE (NOT SHOWN)	AR
23	5029	ZERK FITTING	2
24	622-3511-008	WASHER 3/4 MIL-CARB FL 345A	14
25	1-654-010032-4	SCREW, HEX HEAD CAP 3/4-10 X 1-3/4 GR8	12
28	3-780-010002	TANK AIR 9.5X22.5 5 PORTS	2
29	805-2	BUSHINGS STEP	16
30	1-654-010051-08	SCREW HEX HEAD CAP 3/8-16X1-3/4 GR5	8
31	1-861-010032-11	WASHER FLAT 3/8	16
32	3-821-010005	TRAY CAT-TRACK	1
33	3-755-010189-03	SUPPORT E-CHAIN	1
	3-755-010189-1	LINK	1
	380-1	END MOUNTING BRACKET WITH HOLE	2
	380-2	END MOUNTING BRACKET WITH PIN	2
34	1-654-010158-1	SCREW, RD HEAD SQ NECK 1/4-20 X 3/4 GR5	20
35	1-861-010032-07	WASHER FLAT 1/4	20
36	1-512-010007-05	NUT HEX 1/4-20 GRB	22
37	1-861-010034-09	WASHER SPLIT LOCK 1/4	22
38	1-654-010047-06	SCREW, HEX HEAD CAP 1/4-20X1 GR5	2
39	2-181-010001	CLAMP	3
40	104553	BRAKE, ABS TAN AXLE (NOT SHOWN)(SEE PAGE 1-31)	1
41	1-512-010005-05	NUT, HEX LOCK 3/8-16 GRB	8
42	1-833-010002	TUBING, NYLON 3/8	13
43	102732	AIR CONTROL KIT (SEE PAGE 1-29)	1
44	1-833-010001	TUBING, NYLON 1/4	13
45	1-297-010008-07	FITTING, AIR 90	1
46	1-297-010013-11	FITTING, AIR 45	4
47	1-297-010010-04	FITTING, AIR UNION TEE	1
48	1-297-010010-03	FITTING, AIR UNION TEE 3/8	2
49	2083-8-4S	NIPPLE, HEX	1
50	3-311-010835	COVER ROLLER OPENING	2

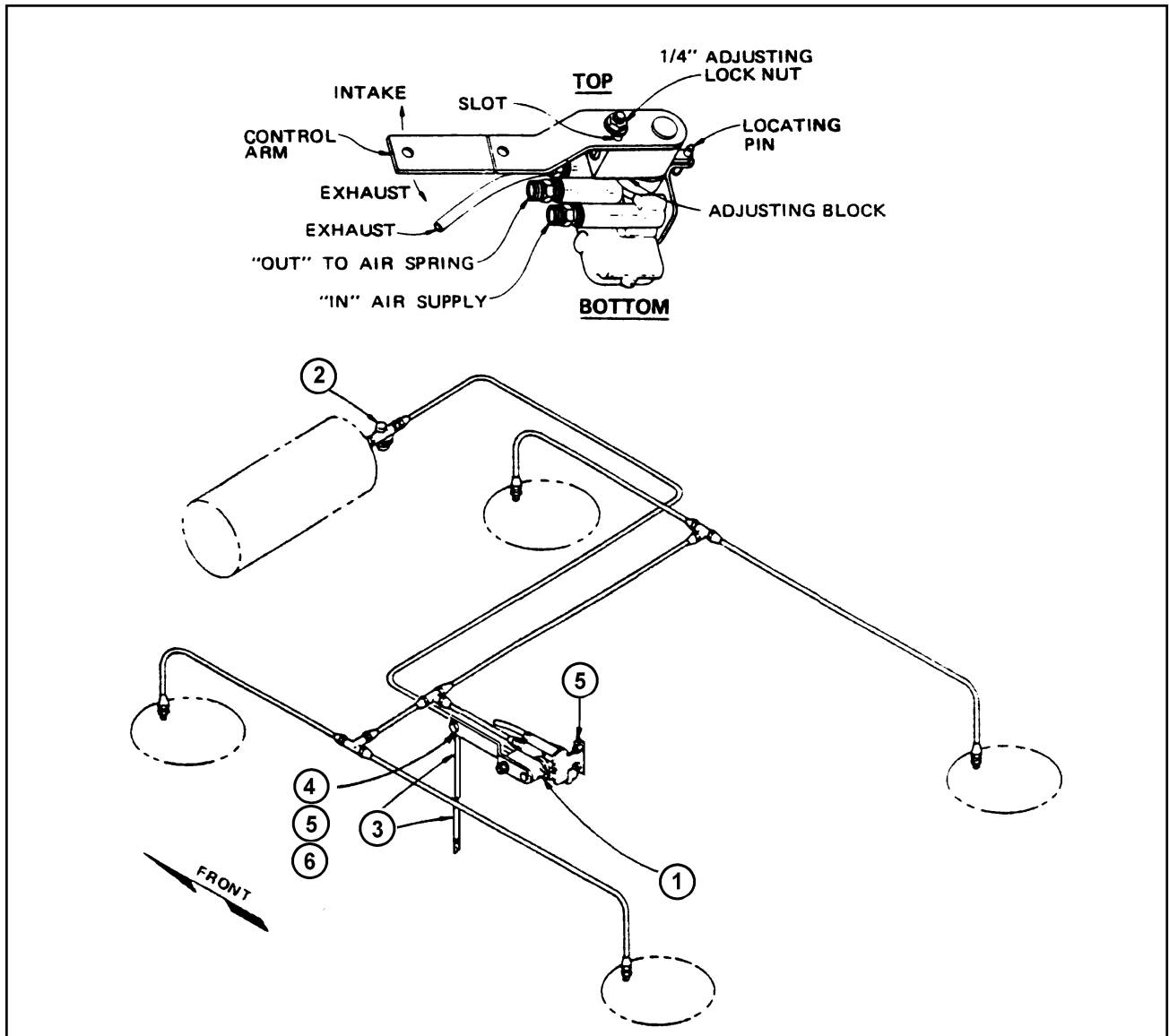
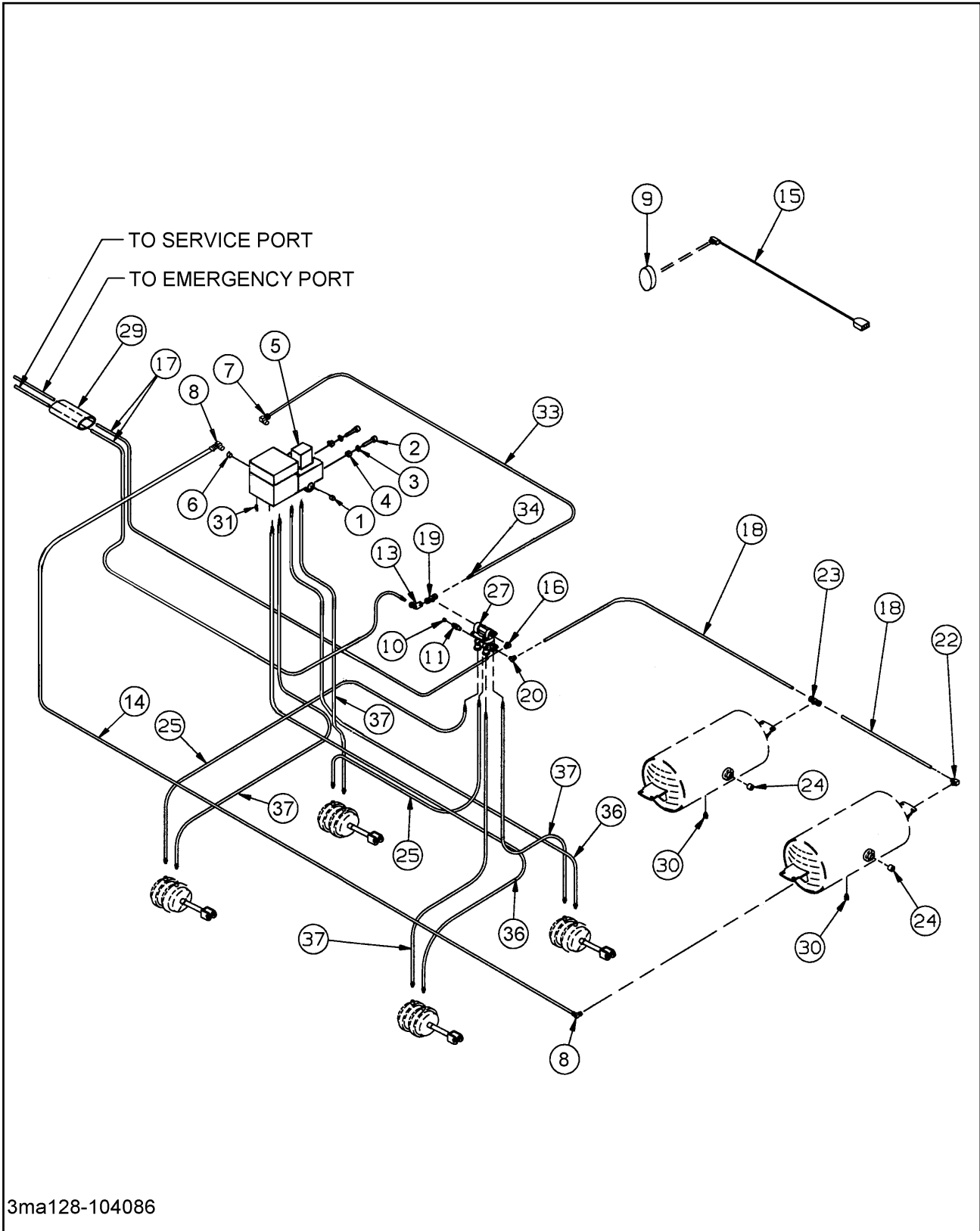


Figure 1-18 Air Control Kit

AIR CONTROL KIT

ITEM	PART NO.	DESCRIPTION	QTY.
	102732	AIR CONTROL KIT	
1	900 54 007	HEIGHT CONTROL VALVE	1
2	905-54-107	AIR PRESSURE PROTECTION VALVE & FILTER	1
3	111021	SRK-167 KIT (ADJ. LINK ASSEMBLY)	1
4	1-654-010047-04	CAP SCREW 1/4-20 X 3/4	2
5	1-512-010005-01	LOCK NUT 1/4-20	2
6	941 00 119	DECAL (OPERATING)	1

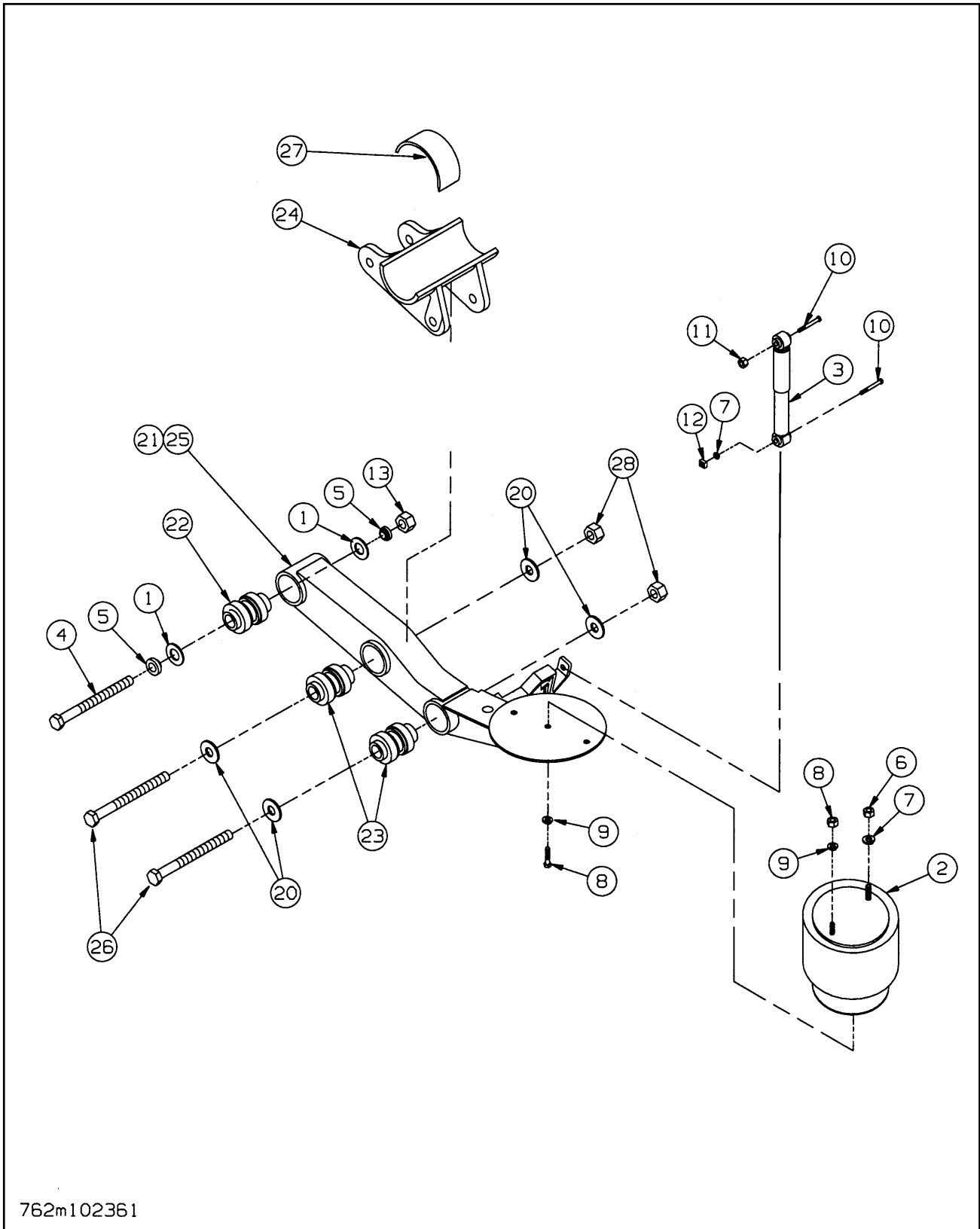


3ma128-104086

Figure 1-19 Air Brake System

AIR BRAKE SYSTEM

ITEM	PART NO.	DESCRIPTION	QTY.
	104553	BRAKE ABS TANDEM AXLE A/R	
1	1-560-010002-05	PLUG PIPE 3/4-14	1
2	1-654-010051-08	SCREW, HEX HEAD CAP 3/8-16X1-3/4 GR5	2
3	1-861-010032-10	WASHER FLAT 3/8N	4
4	1-512-010005-05	NUT HEX LOCK 3/8-16 GRB	2
5	114584	ABS BRAKE KIT WABCO 4S/2M (SEE PAGE 1-37)	1
6	118-2659-9	BUSHING 1/2 X 3/4	1
7	1-297-010008-18	FITTING AIR 90	1
8	1-297-010008-26	FITTING, AIR 90	2
9	3-446-010046	LIGHT ABS LAMP	1
10	1-560-010002-02	PLUG PIPE 1/4	1
11	55B61	FRAME UNION	1
13	2088-6-6S	ADAPTER 45	1
14	117304	TUBING NYLON 5/8	AR
15	3-368-010294	HARNESS, TAN ABS LAMP	1
16	2089-6-6S	ADAPTER 90	1
17	100948	HOSE, AIR 3/8 X 174	2
18	1-833-010003	TUBING NYLON 1/2	AR
19	1-297-010017-03	FITTING BRASS PIPE 3/8	1
20	1-297-010008-23	FITTING AIR 90	1
21	3-755-010189-03	SUPPORT E-CHAIN (NOT SHOWN)	REF
22	1-297-010008-24	FITTING AIR 90	4
23	1-297-010015-11	FITTING AIR BRANCH TEE	2
24	1-560-010002-04	PLUG PIPE 1/2	4
25	1-384-010038056	HOSE AIR 3/8 X 56	2
27	758-181	VALVE TASK 4 PORT	1
29	1-394-010001	HOSE ABRASION SLEEVE X 2	AR
30	56D4	COCK DRAIN AIR TANK	2
31	1-297-010033-03	FITTING, BRASS PLUG HEX	4
33	1-833-010002	TUBING NYLON 3/8	AR
34	1-297-010007-12	FITTING, AIR	1
36	3-384-010025	HOSE, AIR 3/8 X 50	2
37	1-384-010038024	HOSE AIR 3/8X24	4
38	1-796-010003-01	TIE STRAP PLASTIC (NOT SHOWN)	10



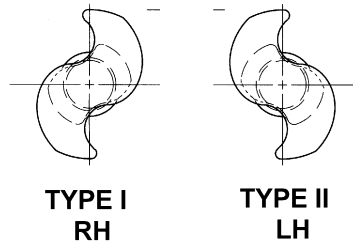
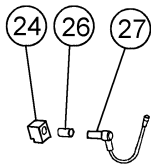
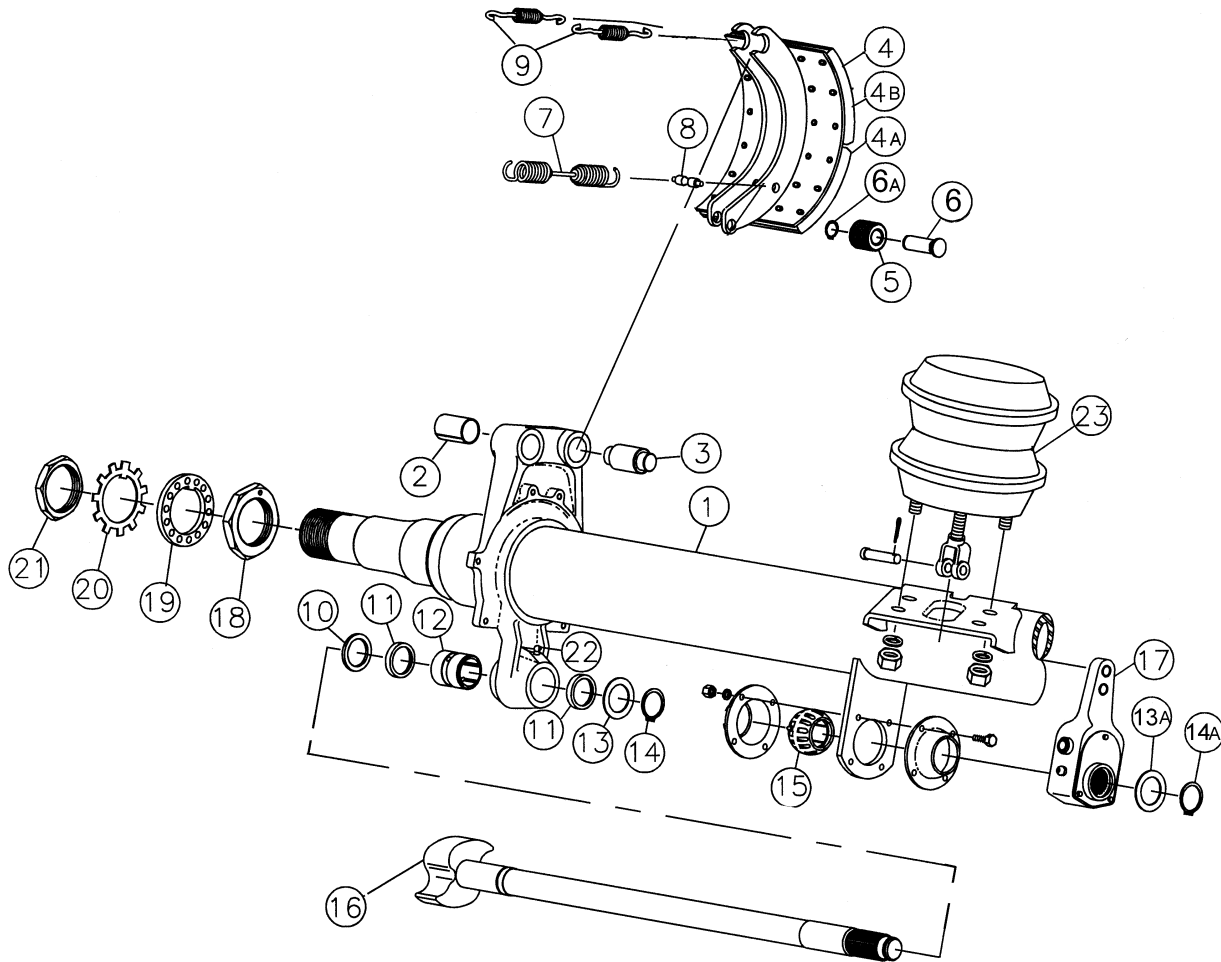
762m102361

Figure 1-20 Suspension Hanger Assembly RLU-228

SUSPENSION HANGER RLU-228

ITEM	PAGE/PART NO.	DESCRIPTION	QTY.
	102363	SUSPENSION, ADJ. RLU-228-3.5 (INCL ITEMS 1-19)	
	102361	SUSPENSION, BEAM. RLU-228(INCL ITEMS 20-28)	
1	111010	FLAT WASHER	2
2	111020	AIR SPRING ASSEMBLY	2
3	900 45 040	SHOCK	2
4	111006	ALIGN BUSH ASSEMBLY (CONSISTS OF:)	2
	93201057	ROD BOLT	1
	90008184	ALIGN BLOCK	1
5	111007	ALIGN BLOCK	2
6	934 00 149	3/4-16 HEX NUT GRB	2
7	936 00 077	LOCK WASHER, 3/4"	4
8	1-512-010007-09	HEX NUT, 1/2-13	4
9	1-861-010034-13	LOCK WASHER, 1/2"	4
10	105408	HEX HEAD CAP SCREW 3/4-10 X 3-1/2	4
11	934-00-492	LOCK NUT, 3/4" - 10	2
12	111022	3/4-10 SQUARE NUT	2
13	111008	LOCK NUT 1-1/8-7	2
14	111018	ANCHOR, RIDE HEIGHT CONTROL VALVE (NOT SHOWN)	1
15	94100787	LITERATURE INSTRUCTIONS (NOT SHOWN)	1
16	94100685	LITERATURE SPEC (NOT SHOWN)	1
17	94100648	LITERATURE FORM 864 (NOT SHOWN)	1
18	94100590	LITERATURE LABEL (NOT SHOWN)	1
19	94100790	LITERATURE LABEL (NOT SHOWN)	1
	111019	FASTENER KIT (INCL. 1, 4-11, 13, 15)	1
20	111010	FLAT WASHER	8
21	111013	EQUALIZING BEAM ASSEMBLY LH	1
22	900-08-139	RUBBER BUSHING (FRONT PIVOT)	2
23	111011	RUBBER BUSHING (AXLE CONNECTION)	4
24	111012	AXLE ADAPTER ASSEMBLY	2
25	111014	EQUALIZING BEAM ASSEMBLY RH	1
26	111023	HEX HEAD CAP SCREW 1-1/8-7 X 8-1/2	4
27	111015	SAFETY STRAP	2
28	111008	LOCK NUT 1-1/8-7	4
	109533	ALIGNMENT BLOCK ASSEMBLY (INCL. 1, 4-5, 13, 22) (ONE PER SIDE)	

NOTE: QUANTITIES LISTED ARE PER AXLE.



VIEWED FROM HEAD END

NOTE: RH does not necessarily correspond w/ RH side of trailer.

115703

Figure 1-21 Axle and Brake Assembly

AXLE AND BRAKE ASSEMBLY

ITEM	PAGE/PART NO.	DESCRIPTION	QTY.
	115703	AXLE 70.5", 12.25 X 7.5 SPG BK 25K(INCL. ITEMS 1 - 23)	2
1A*	D-2H12	BEAM W/ BRACKETS	1
	**K71-460-00	BRAKE SHOE HDWR KIT (ITEMS 2, 3, 5, 6, 6A, 7, & 8)	
**2	014-068-00	BUSHING -SPIDER ANCHOR PIN	4
**3	056-017-00	ANCHOR PIN	4
4	040-320-01	SHOE AND LINING ASSEMBLY	4
4A	041-060-01	LINING -BRAKE BLOCK CAM	4
4B	041-057-01	LINING -BRAKE BLOCK ANCHOR	4
	K71-133-00	BRAKE BLOCK KIT (ITEMS 4A AND 4B)	4
**5	014-057-00	ROLLER	4
**6	056-010-00	PIN ROLLER	4
**6A	069-018-00	RETAINING PIN ROLLER	4
**7	046-092-00	SPRING -SHOE RETRACTOR	2
**8	056-018-00	RETAINER PIN - RETRACTOR SPRING	4
**9	046-097-00	KEEPER SPRING	4
	***K71-101-00	CAMSHAFT REPAIR KIT (ITEMS 10-15, & 22)	
***10	005-074-00	WASHER -CAMSHAFT "D"	2
***11	010-052-00	GREASE SEAL	4
***12	014-056-00	BUSHING -CAMSHAFT SPIDER	2
***13	005-075-00	WASHER -CAMSHAFT	2
***13A	005-134-00	WASHER- CAMSHAFT END	2
***14	069-020-00	RETAINER - CAMSHAFT	2
***14A	069-078-00	RETAINER - CAMSHAFT END	2
**15	014-058-00	BUSHING -CAMSHAFT SUPPORT	2
16	034-188-03	CAMSHAFT LH 70.5" AXLE	1
	034-189-03	CAMSHAFT RH 70.5" AXLE	1
17	127777	SLACK ADJUSTER - AUTOMATIC	2
	127779	CLEVIS MOUNTING KIT	
18	006-114-00	NUT - INNER SPINDLE BEARING	2
19	005-098-00	LOCKWASHER - INDEXING	2
20	005-099-00	LOCKWASHER - TAB	2
21	006-115-00	NUT - OUTER SPINDLE	2
***22	061-006-00	GREASE FITTING 45°	2
23	034-058-07	AIR CHAMBER ASSEMBLY	2
24	024-100-00	SENSOR BLOCK, LOWER	2
26	097-002-00	RETAINER CLIP	2
27	128550	ABS SENSOR, 90	2

* WHEN ORDERING THE BEAM WITH SPINDLE, SPIDER, AND BRACKETS ATTACHED, YOU WILL NEED THE BEAM NUMBER, TRACK LENGTH, BRAKE SIZE, AND CAMSHAFT LENGTH.

** THESE PARTS ARE AVAILABLE AS PART OF BRAKE SHOE REPAIR KIT LISTED.

*** THESE PARTS ARE AVAILABLE AS PART OF CAMSHAFT REPAIR KIT LISTED.

NOTE: FOR HUB AND DRUM INFORMATION, SEE PAGE 1-39.

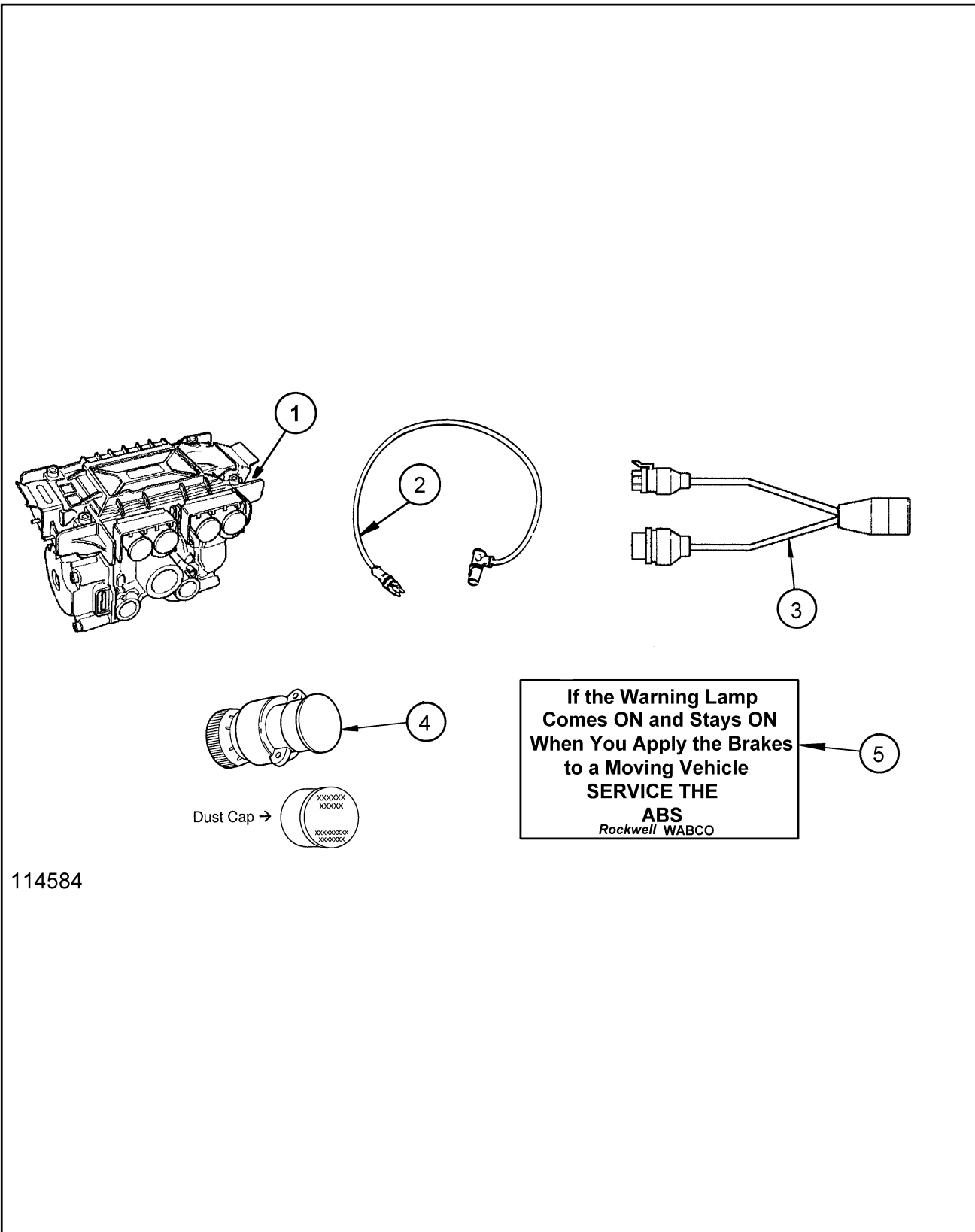
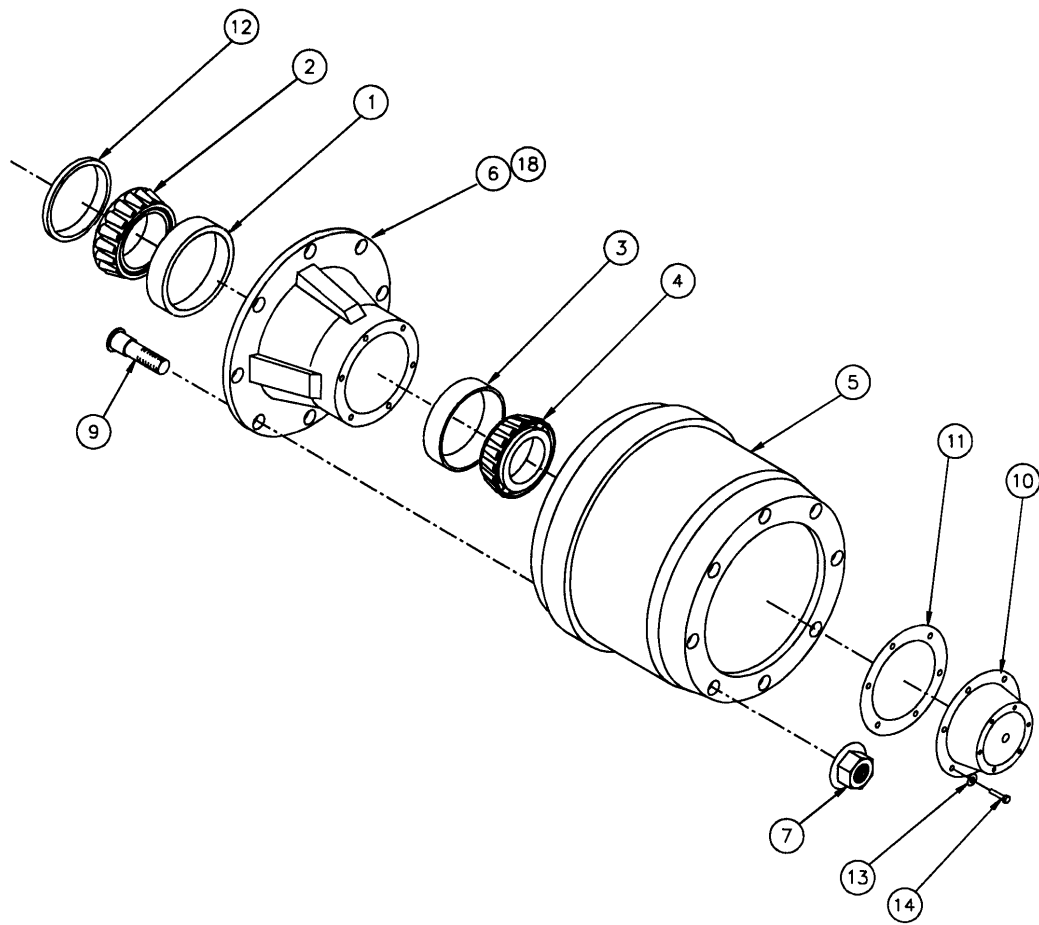


Figure 1-22 Brake Kit, Rockwell ABS 4S/2M

ABS BRAKE KIT

ITEM	PART NO.	DESCRIPTION	QTY.
	114584	ABS BRAKE KIT 4S/2M	
1	114588	ECU/VALVE ASSEMBLY	1
2	101848	SENSOR EXTENSION CABLE 6FT	4
3	114590	POWER/DIAGNOSTIC CABLE 4.0M/3.0M	1
4	101851	DIAGNOSTIC SWITCH	1
5	101855	WARNING LAMP LABEL	1
6	114587	MAINTENANCE MANUAL MM-0180 (NOT SHOWN)	



HUBOABS2

Figure 1-23 Outboard Hub and Drum Assembly

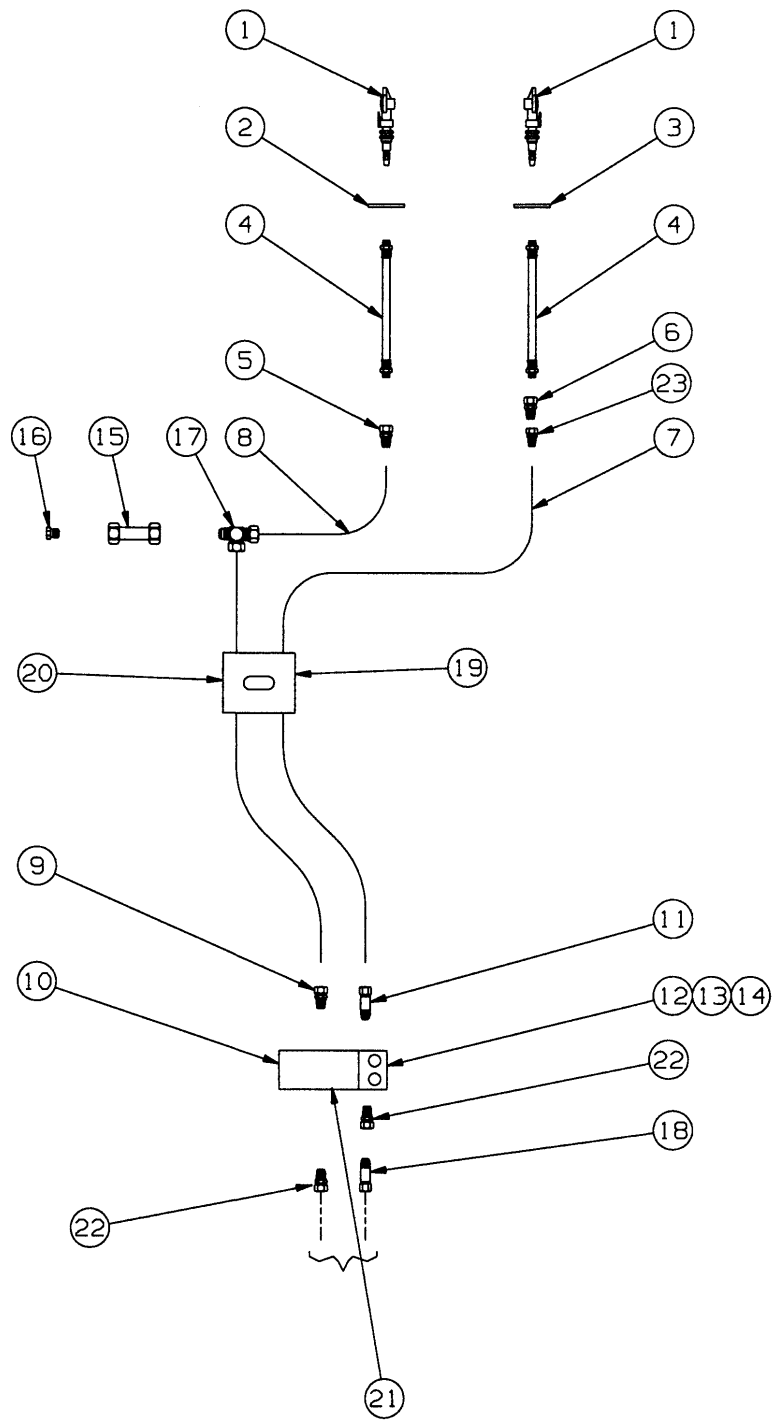
OUTBOARD PILOT MOUNT HUB AND DRUM ASSEMBLY

ITEM	PART NO.	DESCRIPTION	QTY.
	108541	HUB/DRUM 8 BOLT 12-1/4 PILOT, ABS LONG STUD	
1	HM218210	INNER BEARING CUP	1
2	HM218248	INNER BEARING CONE	1
3	HM212011	OUTER BEARING CUP	1
4	HM212049	OUTER BEARING CONE	1
5	63680	OUTBOARD MOUNTED BRAKE DRUM	1
6	112493(2027---T80)	HUB IRON 80 TH TONER RING	1
7	179933	FLANGE NUT	8
9	113536	STUD	8
10	021-038-01 (4009)	CAP HUB	1
11	071-124-00 (3067)	GASKET OIL CAP	1
12	3-659-010012	SEAL	1
13	1-861-010034-10	WASHER SPLIT LOCK 5/16	6
14	1-654-010049-03	SCREW HEX HEAD CAP 5/16-18X3/4 GR5	6
15	100402	WHEEL ALUM PILOT MOUNT 17.5 X 6.75 (8 BOLT)	1
	3-870-010097	WHEEL DISC PILOT MOUNT 17.5 X 6.75 (8 BOLT)	1
	3-870-010012	WHEEL ALUM PILOT MOUNT 17.5 X 6.75 (8 BOLT) (NOT SHOWN)	1
16	TR573	VALVE STEM - STEEL WHEEL (NOT SHOWN)	1
	100401	VALVE STEM TR543C - ALUMINUM WHEEL (NOT SHOWN)	1
17	1-843-010014	VALVE, EXTENSION, STEM 3" (USED W/ 12-1/4" BRAKES) (NOT SHOWN)	1
18	*	ABS TONE RING	1

* THIS PART SHOULD BE REPLACED IN CONJUNCTION WITH THE HUB. IT SHOULD NEVER BE SOLD SEPARATELY.

EMERGENCY/SUPPLY

SERVICE/CONTROL

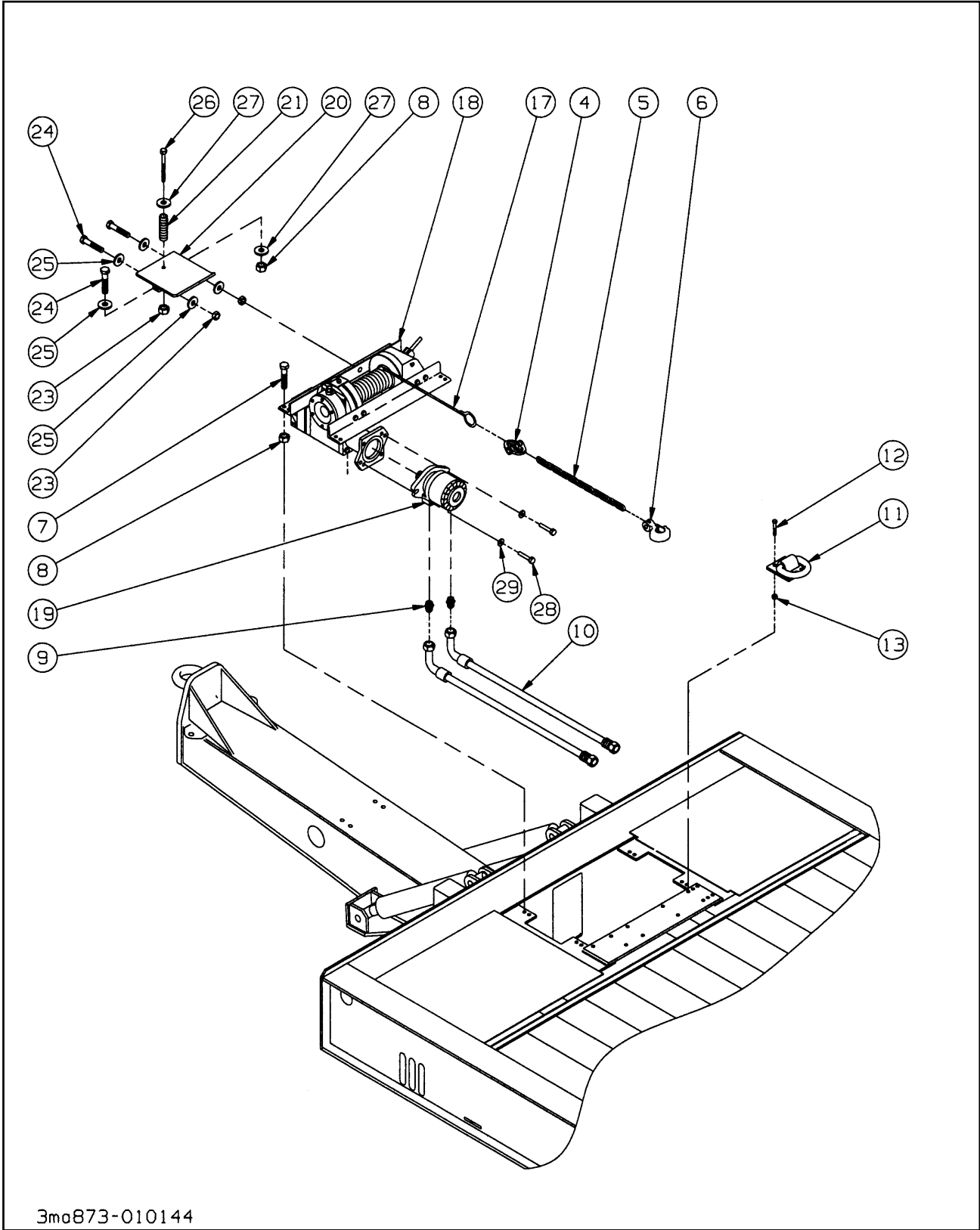


3ma128-010042

Figure 1-24 Air System, Main

AIR SYSTEM, MAIN

ITEM	PART NO.	DESCRIPTION	QTY
	3-128-010042	AIR ASSEMBLY, MAIN	
1	108801	GLAD HAND RED AIR	1
	108802	GLAD HAND BLUE AIR	1
2	55B61-6	TAG EMERGENCY LINE	1
3	55B61-7	TAG SERVICE LINE	1
4	1-384-010041-2	HOSE AIR 1/2X102 WITH .50 ENDS	2
5	1-297-010012-16	FITTING AIR FEMALE CONN 1/2X1/2	1
6	1-297-010021-05	FITTING BRASS PIPE REDUCER COUPLING 1/2 TO 3/8	1
7	1-833-010002	NYLON TUBING 3/8	AR
8	1-833-010003	NYLON TUBING 1/2	AR
9	1-297-010007-16	FITTING AIR 1/2X1/2	1
10	1-560-010002-04	PLUG PIPE 1/2	1
11	1-297-010008-20	FITTING AIR 90 3/8X3/8	1
12	1-654-010049-06	SCREW HEX HEAD CAP 5/16-18X1-1/4	2
13	1-512-010005-03	NUT HEX LOCK GRB 5/16-18	2
14	1-861-010032-09	WASHER FLAT 5/16	2
15	1-297-010022-03	FITTING AIR 1-14 ANCHOR COUPLING	1
16	1-297-010033-03	FITTING BRASS PLUG HEX 3/8	1
17	1-297-010015-10	FITTING AIR MALE RUN TEE 1/2X3/8	1
18	2089-6-6S	FITTING AIR 90 3/8X1/2	1
19	2-181-010001	HOSE CLAMP	5
20	1-510-010001	NUT 3/8-16 FLANGE LOCK	5
21	3-843-010038	VALVE AIR RELAY FAST AIR BAL (NO PARTS BREAKDOWN)	1
22	2081-8-6S	REDUCER 1/2 X 3/8	2
23	1-297-010007-12	FITTING, AIR 3/8 X 3/8	1



3mo873-010144

Figure 1-25 Winch Installation

WINCH INSTALLATION

ITEM	PART NO.	DESCRIPTION	QTY
	3-873-010165	WINCH INSTALLATION, 12,000 LB(ITEMS 4-10)	
	110910	WINCH INSTALLATION, 20,000 LB(ITEMS 4-10)	
	3-793-010041	TIE DOWN INST., WINCH D-RING OPT.(ITEMS 11-17)	
	3-873-010126-2	WINCH ASSY, 12,000 LB PARKER(ITEMS 18-30)	
	3-873-010129-2	WINCH ASSY, 20,000 LB(ITEMS 18-30)	
4	3-174-010038	CHAIN LINK CONNECTING 1/2	1
5	3-174-010039036	CHAIN 1/2X36 GR7	1
6	7HCGHT500	1/2 CLEVIS GRAB HOOK	1
7	1-654-010055-03	SCREW HEX HEAD CAP 1/2-13X1-1/2 GR5	8
8	1-512-010005-09	NUT HEX LOCK 1/2-13 GRB	9
9	202702-10-8S	ADAPTER #10 O-RING #8 TUBE	2
10	1-397-010302050	HOSE ASSEMBLY 1/2 X 50 (12K)	2
	1-397-010302068	HOSE ASSEMBLY 1/2 X 68 (20K)	2
11	3-793-010040	TIE DOWN WINCH	1
12	1-654-010055-03	SCREW HEX HEAD CAP 1/2-13X1-1/2 GR5	6
13	1-512-010005-09	NUT HEX LOCK 1/2-13 GRB	7
17	3-155-010017-1	CABLE 1/2 W/ LOOP 60 (12K)	1
	3-155-010017-4	CABLE 1/2 W/ LOOP 85 (12K)	1
	3-155-010018-6	CABLE 5/8 X 60 (20K)	1
18	3-873-010122	WINCH WORM GEAR (12K) (SEE PAGE 1-45)	1
	3-873-010123	WINCH WORM GEAR (20K) (SEE PAGE 1-48)	1
19	3-481-010006	MOTOR, HYDRAULIC (12K) (SEE PAGE 1-51)	1
	3-481-010007	MOTOR, HYDRAULIC (20K) (SEE PAGE 1-51)	1
20	3-873-010124	WINCH TENSIONER WELDMENT (12K)	1
	102186	WINCH TENSIONER WELDMENT (20K)	1
21	3-720-010010	SPRING COMP LEVEL WIND	1
23	1-512-010005-05	NUT HEX LOCK 3/8-16 GRB	3
24	1-654-010051-06	SCREW HEX CAP 3/8-16 X 1-1/4 GR5	3
25	1-861-010032-10	WASHER FLAT 3/8	6
26	1-654-010055-16	SCREW HEX HEAD CAP 1/2-13X5-1/2 GR5 (12K)	1
	1-654-010055-17	SCREW, HEX HEAD CAP 1/2-13X6 GR5 (20K)	1
27	1-861-010032-15	WASHER FLAT 1/2	1
28	1-654-010055-04	SCREW HEX HEAD CAP 1/2-13X1-3/4 GR5	2
29	1-861-010034-13	WASHER SPLIT LOCK 1/2	2
30	100600	DECAL, WARNING, WINCH (NOT SHOWN)	1

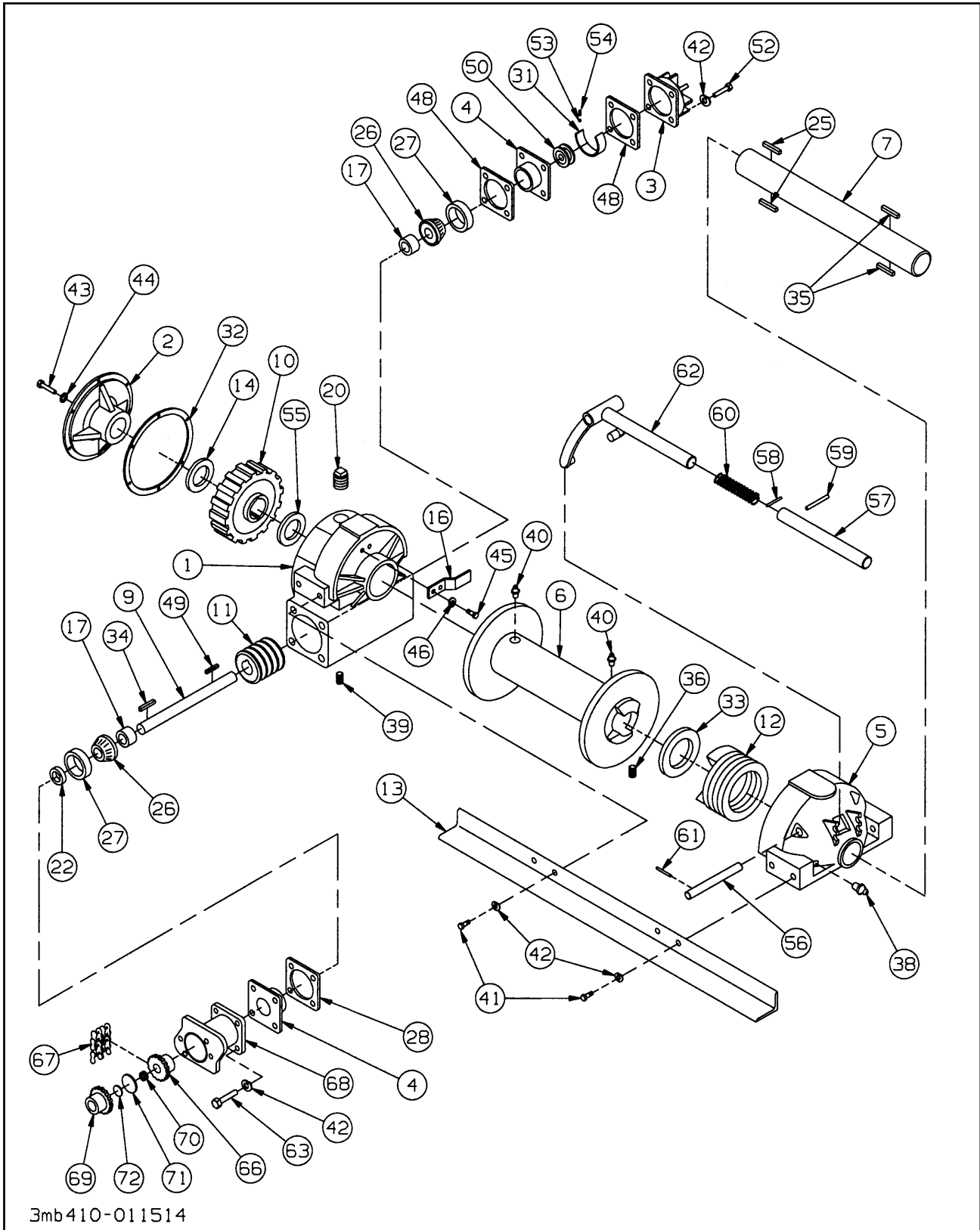


Figure 1-26 12,000 # Winch Items

12,000# WINCH ITEMS

ITEM	PART NO.	DESCRIPTION	QTY
	3-873-010122	WINCH ASSEMBLY 12K	
1	81006	WORM HOUSING ASSEMBLY(INCLUDES ITEM 18)	1
2	81009	COVER ASSY WORM HOUSING(INCLUDES ITEM 19)	1
3	18032	HOUSING SAFETY BRAKE	1
4	23303	CONTAINER BEARING	2
5	81530	LEG ASSEMBLY BEARING(INCLUDES ITEM 47)	1
6	11128	DRUM CABLE	1
7	11129	DRUM SHAFT CABLE	1
9	23470	SHAFT WORM	1
10	11144	GEAR WORM LEFT HAND	1
11	11142	WORM LEFT HAND	1
12	18039	SLIDING CLUTCH	1
13	22752	ANGLE BASE	2
14	13680	THRUST WASHER	1
16	81025	BRAKE DRAG	1
17	11308	SPACER WORM	2
18	18078	BUSHING (NOT SHOWN)	1
19	11368	BUSHING (NOT SHOWN)	1
20	22775	PLUG PIPE	1
21	18009	PLUG PIPE (NOT SHOWN)	1
22	18026	SEAL GREASE	2
25	11117	KEY WORM GEAR	2
26	18015	CONE BEARING	2
27	18016	CUP BEARING	2
28	18027	GASKET	3
31	21925	BAND BRAKE	1
32	11133	WORM HOUSING COVER GASKET	3
33	18019	RETAINER RING	1
34	18030	KEY WORM	1
35	18020	KEY CLUTCH	2
36	24032	SETSCREW	1
38	18047	FITTING GREASE	1
39	19045	PLUG PIPE	1
40	11799	FITTING GREASE	2
41	21961	CAPSCREW	12
42	18003	WASHER LOCK	16
43	11767	CAPSCREW	6
44	11011	WASHER LOCK	6
45	13005	CAPSCREW	2
46	12780	WASHER LOCK	2
47	18078	BUSHING (NOT SHOWN)	1
48	18024	BEARING CONTAINER GASKET	3
49	10078	BRAKE DRUM KEY	1
50	18028	DRUM BRAKE	1
51	12075	SCREWSET	1
52	22703	CAPSCREW	4
53	13468	JAM NUT	4
54	18029	BRAKE BAND SPRING	1
55	11240	RETAINER RING	1
56	11130	SHIFTER SHAFT	1

12,000# WINCH ITEMS

ITEM	PART NO.	DESCRIPTION	QTY
57	12817	SHIFTER HANDLE	1
58	18056	ROLL PIN	1
59	13028	ROLL PIN	1
60	18002	SPRING	1
61	11837	ROLL PIN	2
62	13829	SHIFTER FORK	1
63	22704	CAPSCREW	4
65	18044	KEY	1
66	23081	COUPLING HALF (WORM SHAFT)	1
67	13424	ROLLER CHAIN	1
68	23079	MOTOR ADAPTER	1
69	23083	COUPLING HALF (MOTOR SHAFT)	1
70	23353	SPRING	1
71	23078	SPACER	1
72	23085	SPACER	1

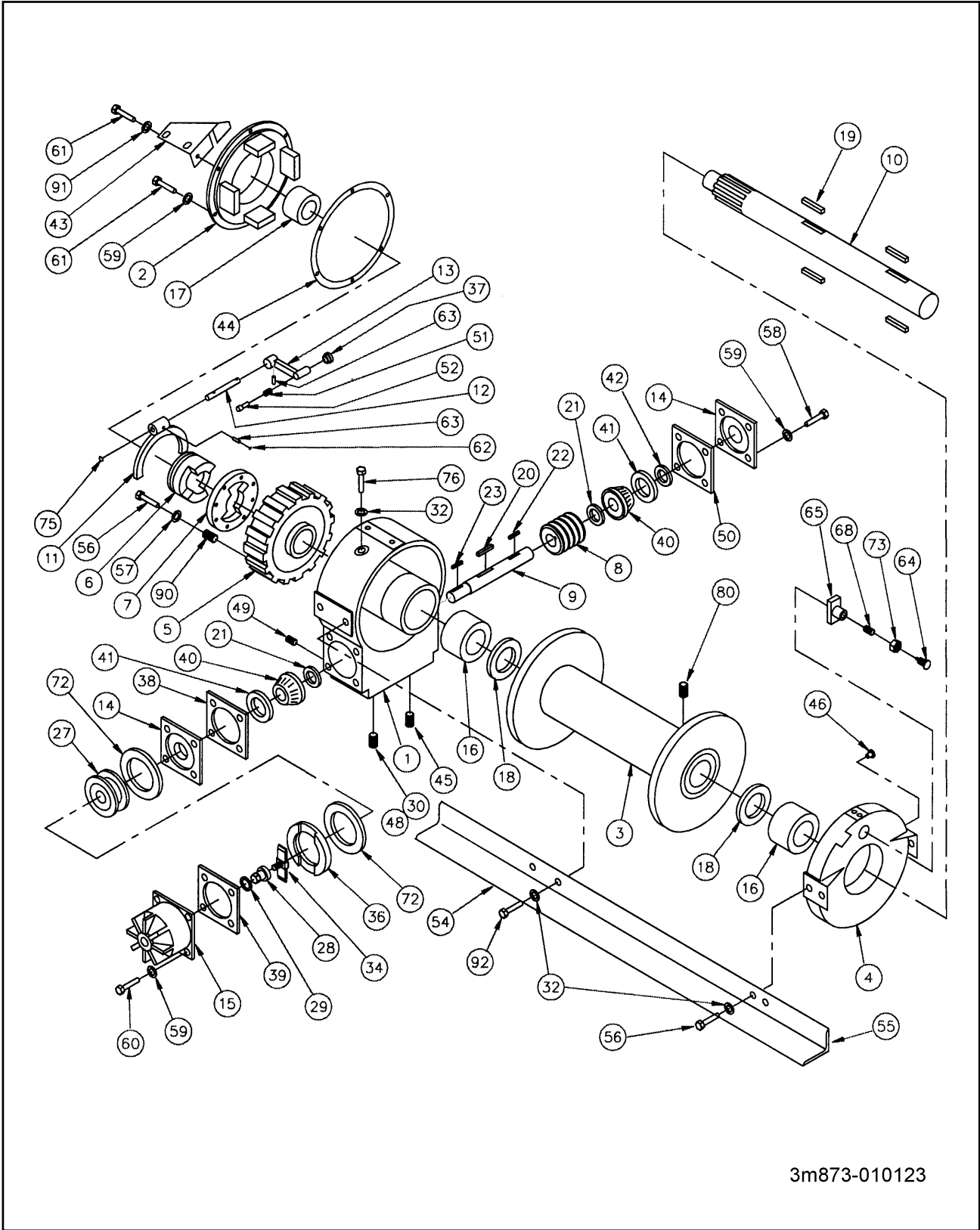


Figure 1-27 20,000# Winch Items

20,000# WINCH ITEMS

ITEM	PART NO.	DESCRIPTION	QTY.
	3-873-010123	WINCH 20,000# W/BOLT-ON ANGLES	
1	81078	WORM HOUSING ASSEMBLY	1
2	81082	COVER ASSEMBLY WORM HOUSING	1
3	11449	DRUM CABLE	1
4	81077	LEG ASSEMBLY BEARING	1
5	11434	WORM GEAR RIGHT	1
6	11421	CLUTCH SLIDING	1
7	11419	DRIVE CLUTCH	1
8	11404	WORM RIGHT	1
9	11405	SHAFT WORM	1
10	11414	SHAFT CABLE DRUM	1
11	11440	FORK SHIFTER	1
12	11441	SHAFT SHIFTER	1
13	11442	HANDLE SHIFTER	1
14	11427	CONTAINER BEARING	2
15	11445	COVER WORM BRAKE	1
16	18035	BUSHING	2
17	11425	BUSHING	1
18	11420	RING RETAINING	2
19	22055	DRUM KEY CABLE	4
20	11402	KEY WORM	1
21	11407	SPACER WORM	2
22	23367	KEY SPROCKET	1
23	10078	KEY ROTOR	1
27	81080	ROTOR ASSEMBLY BRAKE	1
28	11599	ADJUSTING NUT WORM BRAKE	1
29	12465	O-RING	1
30	19014	PLUG FILLER	1
32	11026	WASHER LOCK	10
34	81081	SPRING ASSEMBLY SAFETY BRAKE	1
36	11431	PLATE PRESSURE	1
37	18022	KNOB SHIFTER	1
38	11429	GASKET	4
39	11446	GASKET	2
40	18033	BEARING CONE	2
41	18034	BEARING CUP	2
42	12073	SEAL GREASE	1
43	12783	BRACKET SHIFTER	1
44	11411	COVER GASKET HOUSING	1
45	19045	PLUG DRAIN	1
46	18047	FITTING GREASE	1
48	22775	PLUG VENT	1
49	18009	PLUG LEVEL	1
50	11430	GASKET	4
51	11310	SPRING SHIFTER KNOB	1
52	11309	STEM SHIFTER KNOB	1
54	28942	ANGLE FRONT BASE	1
55	28943	ANGLE REAR BASE	1
56	13938	CAPSCREW	16
57	12781	WASHER LOCK	8

20,000# WINCH ITEMS

ITEM	PART NO.	DESCRIPTION	QTY.
58	21044	CAPSCREW	4
59	11025	WASHER LOCK	4
60	22695	CAPSCREW	4
61	21964	CAPSCREW	6
62	12146	PLUG EXPANSION	A/R
63	13028	ROLLPIN	A/R
64	11398	SCREW ADJUSTING	1
65	88005	SHOE ASSEMBLY DRAG BRAKE	1
68	18002	DRAG BRAKE SPRING	1
72	11426	DISC FRICTION	2
73	11791	NUT JAM	1
75	12767	PLUG EXPANSION	A/R
76	22729	CAPSCREW	2
77	23245	SAE PLATE -AMU7-16F (NOT SHOWN)	1
78	23310	PLATE WARNING (NOT SHOWN)	1
79	11842	SCREW DRIVE (NOT SHOWN)	4
80	12228	SCREW SET	1
90	11435	INSERT THREAD	8
91	11014	LOCKWASHER	1
92	22697	CAPSCREW	5

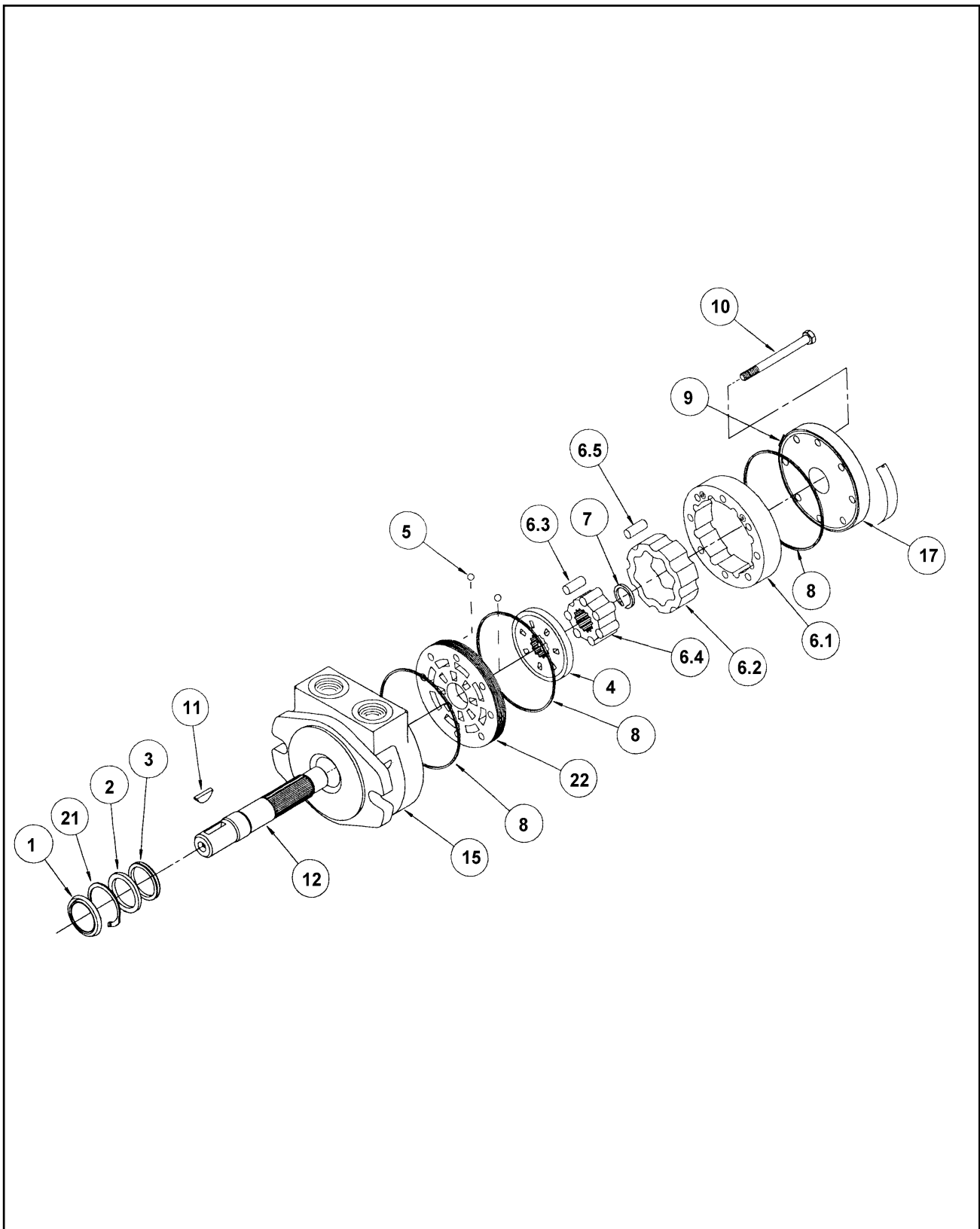


Figure 1-28 Winch Motor Assembly

WINCH MOTOR ASSEMBLY

ITEM	PART NO.	DESCRIPTION	QTY.
	3-481-010007	MOTOR HYDRAULIC (20K WINCH)	1
	3-481-010006	MOTOR HYDRAULIC (12K WINCH)	1
1	2183	SEAL DUST	1
2	2177	BACK-UP RING	1
3	2175	SEAL LIP	1
4	1644	ROTARY VALVE	1
5	1021	CHECK VALVE BALL	2
6	1004-6	IGR ASSY (20K WINCH)	1
	1004-3	IGR ASSY (12K WINCH)	1
7	1296	SNAP RING	1
8	1046	SQUARE RING SEAL	3
9	1019-4	PLUG VENT W/O-RING	1
10	1014-4	BOLTS HEX (20K WINCH)	8
	1114-5	BOLTS HEX (12K WINCH)	8
11	1655	KEY WOODRUFF	1
12	2265-6	SHAFT (20K WINCH)	1
	2109-3	SHAFT (12K WINCH)	1
15	M110AB-4	BODY/BEARING ASSY (20K WINCH)	1
	PA-2328-2	BODY/BEARING ASSY (12K WINCH)	1
17	M110C-1	COVER/BEARING ASSY	1
21	2180	SNAP RING SHAFT	1
22	1865	COMMUTATOR PLATE	1
	2263	SEAL KIT BODY	1
	2480	SEAL KIT BODY VITON	1

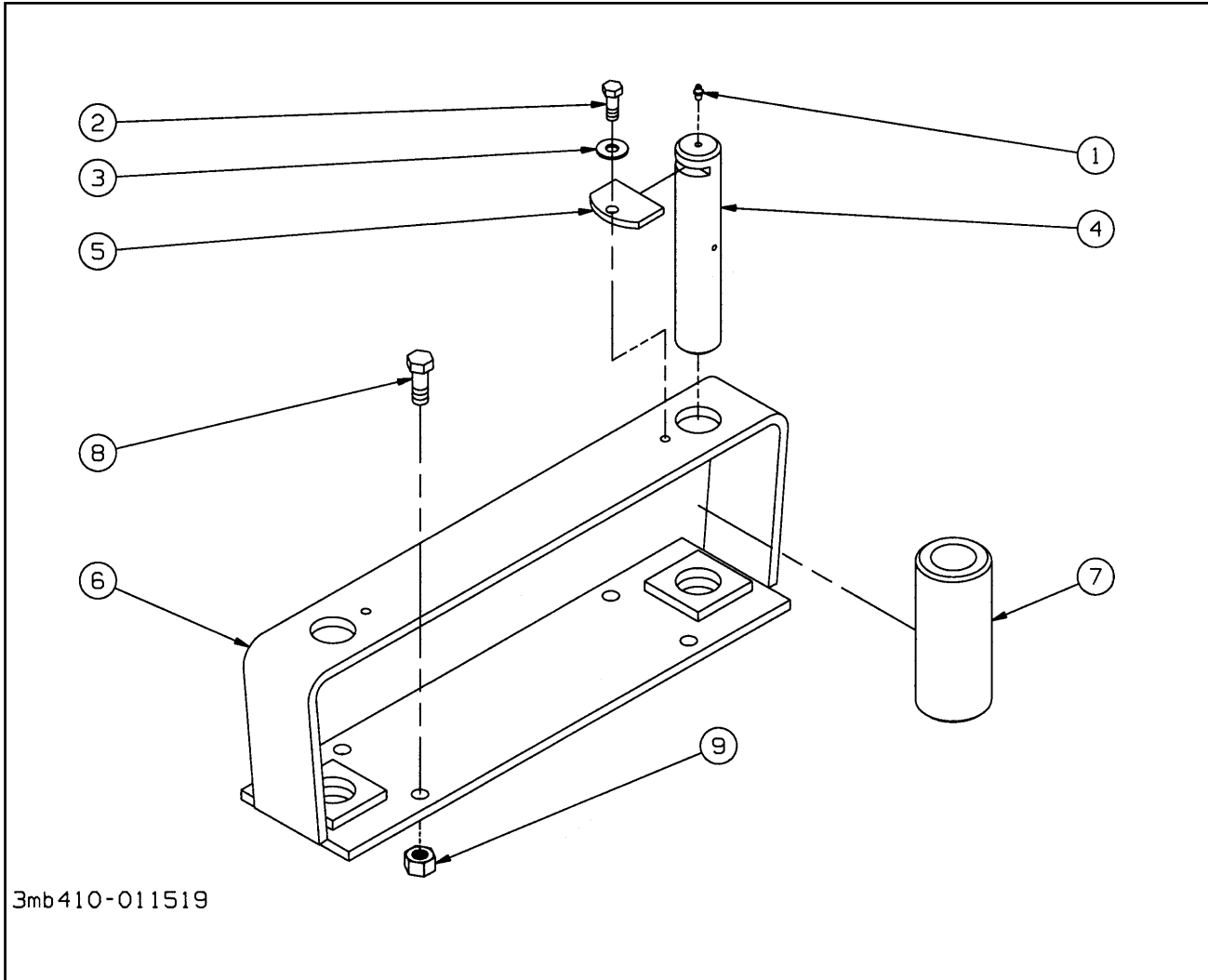


Figure 1-29 Winch Cable Roller Guide(Optional)

WINCH CABLE ROLLER GUIDE (OPTION)

ITEM	PART NO.	DESCRIPTION	QTY
	3-352-010017-1	GUIDE INSTALLATION WINCH CABLE 12K	
	3-352-010017-2	GUIDE INSTALLATION WINCH CABLE 20K	
1	1-298-010001-1	FITTING GRS 1/4-28 STR SHORT	2
2	1-654-010051-03	SCREW HEX HEAD CAP 3/8-16 X 3/4 GR5	2
3	1-861-010034-11	WASHER SPLIT LOCK 3/8	2
4	3-557-010383	PIN CABLE GUIDE ROLLER	2
5	3-565-010770	PLATE CABLE GUIDE LOCK	2
6	3-120-010295	BRACKET WLDMT 12K ROLLER	1
	3-120-010294	BRACKET WLDMT 20K ROLLER	1
7	3-645-010049	ROLLER WINCH CABLE GUIDE	2
8	1-654-010055-05	SCREW HEX HEAD CAP 1/2-13 X 2 GR5	4
9	1-512-010005-09	NUT HEX LOCK 1/2-13 GRB	4

IMPORTANT

CONNECT FEMALE HYDRAULIC COUPLER FROM TRACTOR WET KIT OR ENGINE PACKAGE TO MALE HYDRAULIC COUPLER AT FRONT OF TRAILER FIRST TO RELIEVE PRESSURE IN TRAILER LINES.

105822

LANDOLL

1750 MAY STREET
BOX 111
MARYSVILLE, KANSAS 66506

MANUFACTURED UNDER ONE OR MORE OF THE FOLLOWING PATENTS: 4125198, 4231710, 4630991, 4556357, 4492507, 5211413

1-573-010082

345

CAUTION

TO MEET FEDERAL REGULATIONS THE TRAVELING AXLES MUST BE IN THE REAR MOST POSITION FOR HIGHWAY USE.

3-573-010038

TRAILER OPERATION

- PARK TRACTOR AND TRAILER IN A STRAIGHT LINE ON RELATIVELY LEVEL GROUND.
- SET TRACTOR BRAKES AND RELEASE TRAILER BRAKES.
- ENGAGE PTO.
- PULL AXLES FORWARD OUT OF POCKETS.
- ALTERNATE BETWEEN RAISING THE TRAILER AND PULLING THE AXLES FORWARD UNTIL THE APPROACH PLATE TOUCHES THE GROUND. **CAUTION!** DO NOT ALLOW BACK AXLE TO LEAVE THE GROUND.
- TO RETURN TO LEVEL POSITION, REVERSE STEPS USED TO TILT THE TRAILER.

3-573-010500

DANGER Remove all non loaded planks.

WINCH LIGHT

ON

OFF

CAUTION

MAXIMUM CONCENTRATED LOAD IN A 10 FT. AREA 30,000 LBS.

3-573-010034

TIRE CHANGING PROCEDURE

- SET TRACTOR BRAKES.
- PULL TRAILER UNDERCARRIAGE FORWARD 18".
- SET TRAILER BRAKES.
- PLACE JACK UNDER TRAILER FRAME AND LIFT UNTIL TIRE CLEARS GROUND.

3-573-010189

LANDOLL CORPORATION
1900 NORTH
MARYSVILLE, KS 66508-0111
MANUFACTURED IN: _____ (MO/YR)
DOT
103055

C

PULL UP TO RAISE BED TILT
PUSH DOWN TO LOWER

PULL UP TO REEL IN WINCH
PUSH DOWN TO REEL OUT

PULL UP TO RETRACT AXLE
PUSH DOWN TO EXTEND

WARNING

A MINIMUM OF 5 WRAPS OF CABLE MUST BE LEFT ON DRUM

3-573-010025

LANDOLL

1-800-428-5655
1-800-HAULOLL

LANDOLL TRAILER DIVISION

IN KANSAS
1-800-332-5655

3-573-010060

IMPORTANT

DO NOT HOOK WINCH LINE TO BUMPER. BUMPER MOVES WITH UNDERCARRIAGE.

3-573-010031

TORQUE SPECIFICATIONS FOR PILOT MOUNTED DISC WHEELS

DANGER

DANGER

SAFETY INSTRUCTIONS

- Operate both handles at the same time to maintain level deck.
- Operate handles one at a time to regain level deck.

VALVE OPERATION

PULL TO RAISE TRAILER BED
PULL TO RAISE TRAILER BED

LEFT CYLINDER
RIGHT CYLINDER

PUSH TO LOWER TRAILER BED
PUSH TO LOWER TRAILER BED

IMPORTANT

Fully cycle DOCK LEVEL HYDRAULICS every two weeks to maintain oil bath - see check valves.

WARNING

IN THE EVENT OF COLLISION OR DAMAGE TO BUMPER OR ENERGY PACK, REPLACEMENT IS MANDATORY BEFORE FURTHER OPERATION OF THE TRAILER.

103055

START **CHOKE**

THROTTLE

3-573-010506

Figure 1-30 Decals

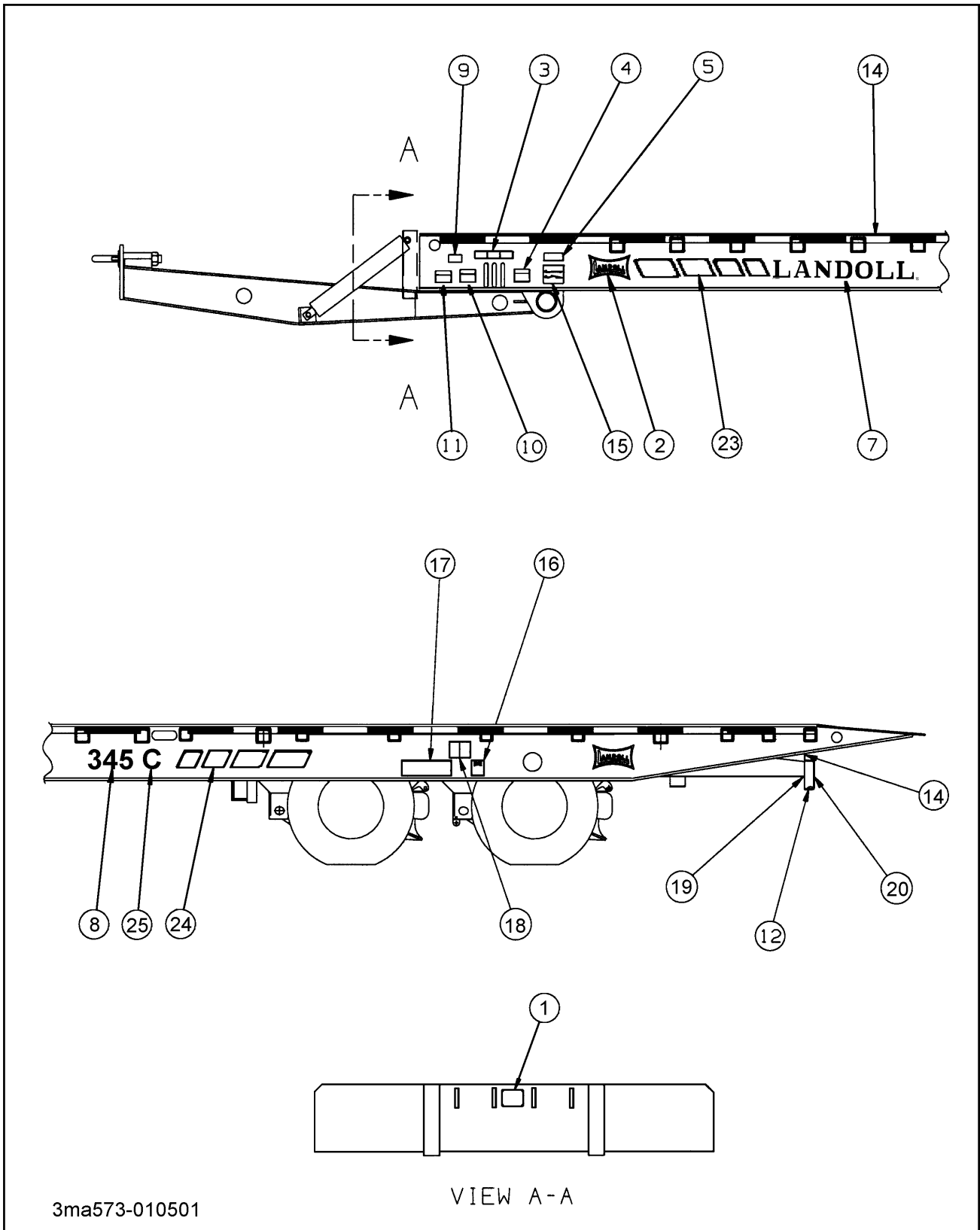


Figure 1-31 Decal Installation

DECAL INSTALLATION

ITEM	PART NO.	DESCRIPTION	QTY
	3-573-010501-01	DECAL INSTALLATION BLACK	
	3-573-010501-02	DECAL INSTALLATION WHITE	
1	105822	DECAL, HYD COUPLER	1
2	1-573-010476	DECAL BOW TIE (BLACK)	2
	1-573-010480	DECAL BOW TIE (WHITE)	2
3	3-573-010502	DECAL INSTRUCTION CONTROL	1
4	3-573-010025	DECAL WINCH WARNING	1
5	1-573-010082	DECAL PATENT TRAILERS	2
6	3-573-010273	DECAL, WINCH LIGHT (SEE PAGE 1-17)	1
7	3-573-010048	DECAL LANDOLL BLACK 5"	2
	3-573-010049	DECAL LANDOLL WHITE 5"	2
8	113517	DECAL 345 BLACK 5"	2
	113516	DECAL 345 WHITE 5"	2
9	3-573-010060	DECAL TOLL FREE NUMBER	1
10	3-573-010038	DECAL CAUTION	1
11	3-573-010034	DECAL CONCENTRATED LOAD 30,000 LBS	2
12	3-573-010031	DECAL BUMPER	1
13	100600	DECAL, WARNING WINCH (NOT SHOWN)	1
14	3-573-010377	DECAL 2" REFLEXITE TAPE	AR
15	3-573-010500	DECAL OPERATION 2-AXLE	1
16	3-573-010189	DECAL TIRE CHANGING PROCEDURE	2
17	3-573-010210	DECAL TORQUE SPEC 8-10 STUD HUB	REF
18	3-573-010202	DECAL DANGER	1
19	103055	DECAL ENERGY BUMPER CERTIFICATION	1
20	103056	DECAL ENERGY BUMPER WARNING	1
21	101268	DECAL DANGER PLANK (SEE PAGE 1-57 FOR LOCATION)	REF
22	3-573-010506	DECAL, ENGINE CONTROLS (SEE PAGE 1-64 FOR LOCATION)	REF
23	3-573-010042	DECAL, FRONT STRIPE WHITE	2
	3-573-010040	DECAL, FRONT STRIPE BLACK	2
24	3-573-010043	DECAL, REAR STRIPE WHITE	2
	3-573-010041	DECAL, REAR STRIPE BLACK	2
25	114575	DECAL, C (BLACK)	2
	114574	DECAL, C (WHITE)	2

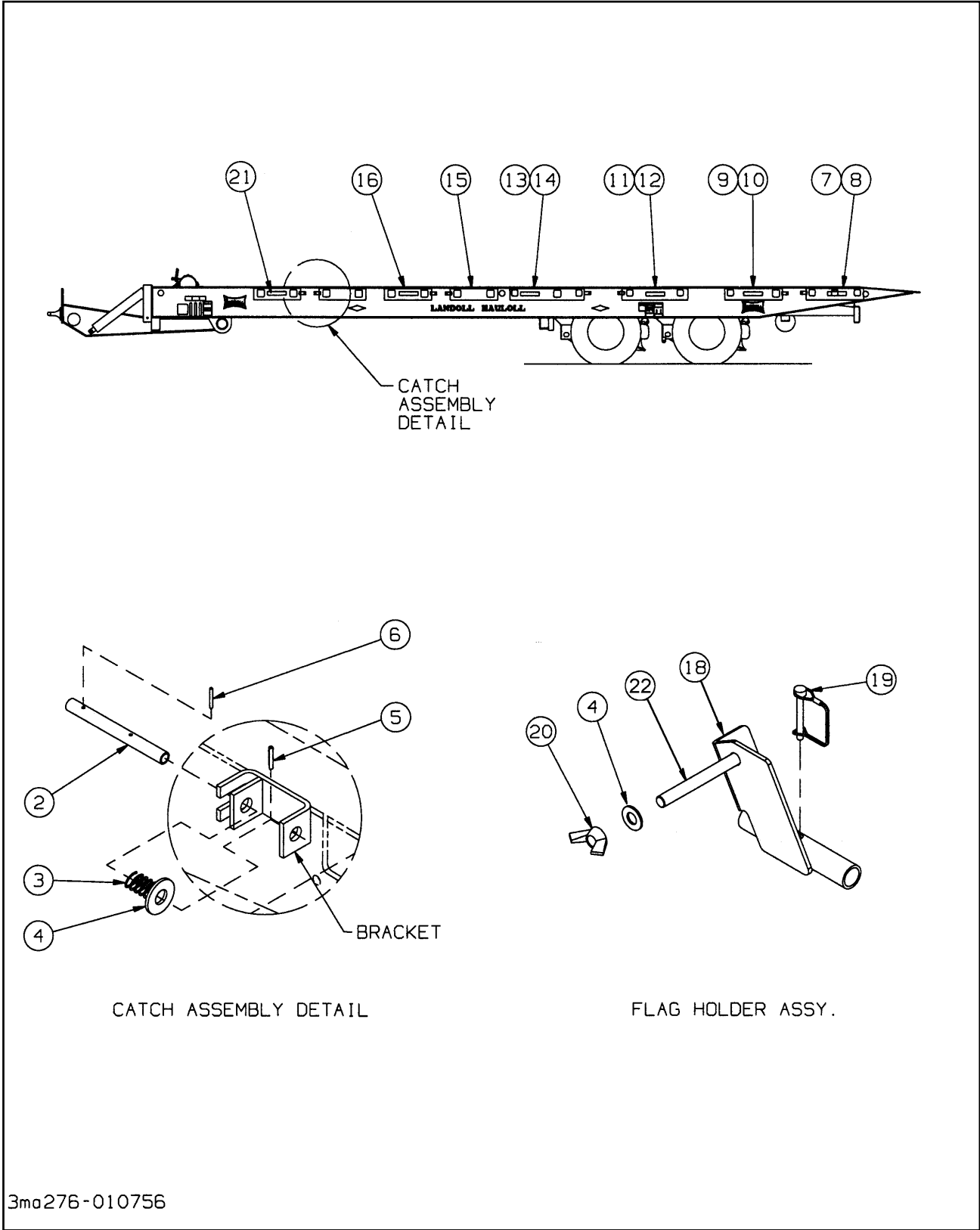
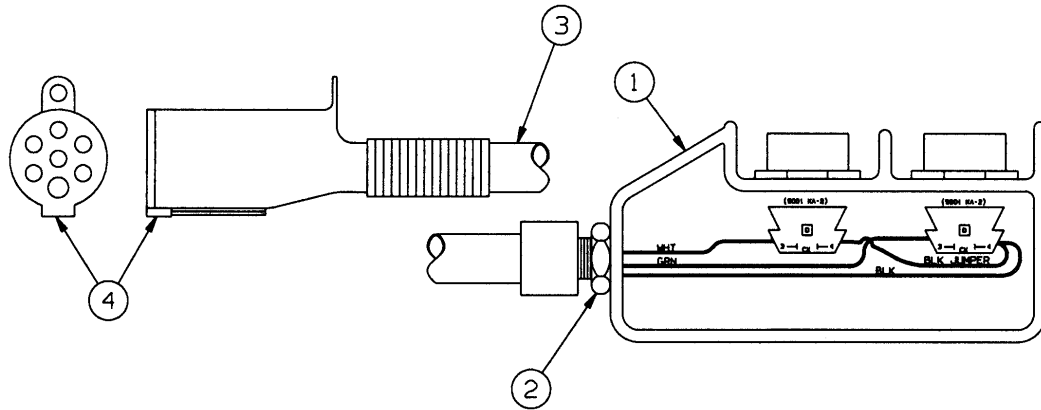


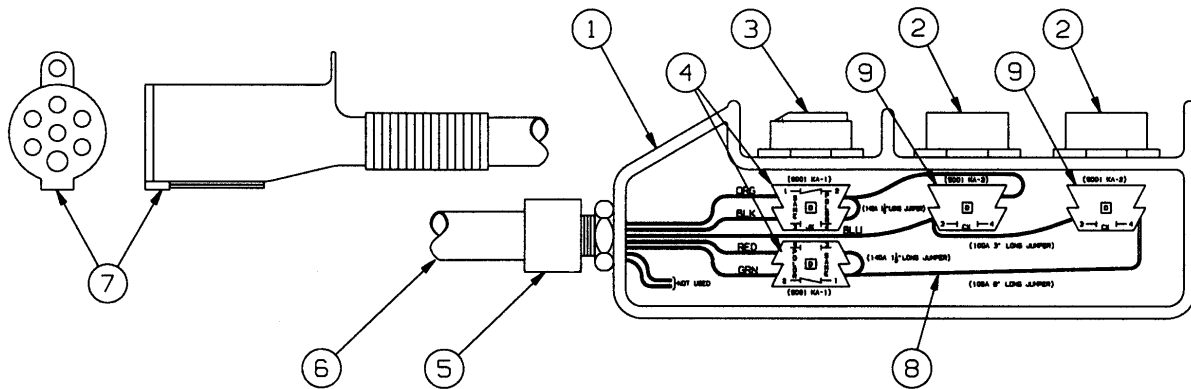
Figure 1-32 Extension Installation

EXTENSION INSTALLATION (OPTION)

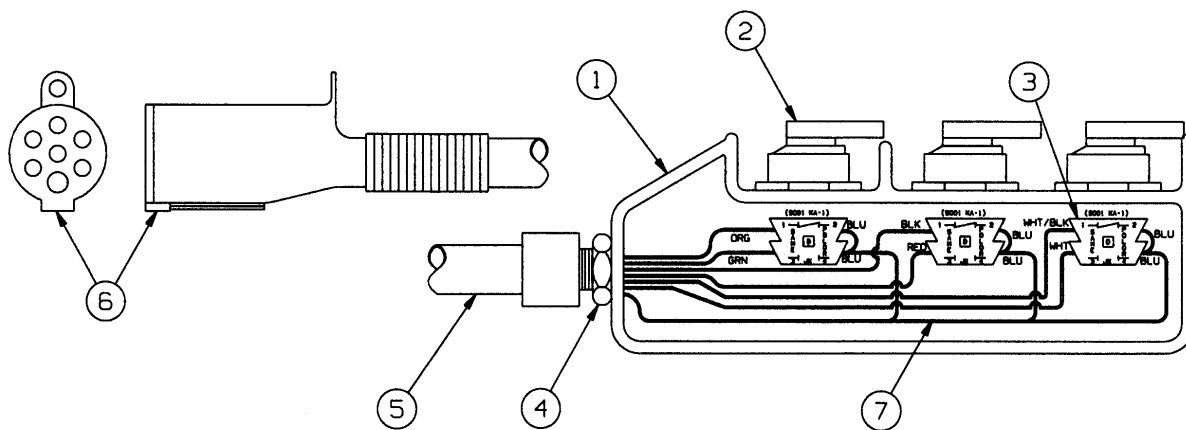
ITEM	PART NO.	DESCRIPTION	QTY
	3-276-010756-1	EXTENSION INSTALLATION 345 PULLOUTS	
2	3-557-010375	PIN SLIDE LOCK	16
3	CO-975-74-2000	SPRING COMPRESSION	16
4	1-861-010032-15	WASHER FLAT 1/2	22
5	1-647-010004117	ROLL PIN 1/8X1	16
6	0600-250-03000	ROLL PIN 1/4X3	16
7	3-276-010749	EXTENSION LEFT HAND PULL-OUT 28/ 3 TUBE	1
8	3-276-010748	EXTENSION RIGHT HAND PULL-OUT 28/ 3 TUBE	1
9	3-276-010751	EXTENSION LEFT HAND PULL-OUT 28	1
10	3-276-010750	EXTENSION RIGHT HAND PULL-OUT 28	1
11	3-276-010716	EXTENSION LEFT HAND PULL-OUT 32	1
12	3-276-010754	EXTENSION RIGHT HAND PULL-OUT 32	1
13	3-276-010753	EXTENSION LEFT HAND PULL-OUT 36/ 3 TUBE	1
14	3-276-010752	EXTENSION RIGHT HAND PULL-OUT 36/3 TUBE	1
15	3-276-010715	EXTENSION LEFT HAND PULL-OUT 23	4
16	3-276-010755	EXTENSION RIGHT HAND PULL-OUT 23	4
17	3-573-010377	DECAL 2" REFLEXITE TAPE (NOT SHOWN)	AR
18	101062	BRACKET FLAG HOLDER	6
19	516-22PTL	RETAINING PIN MUD FLAP	6
20	1-533-010001	NUT, WING 1/2	6
21	101268	DECAL DANGER PLANK	12
22	1-654-010055-14	SCREW, HEX HEAD CAP 1/2-13 X 4-1/2 GR5	6



SINGLE FUNCTION REMOTE



DUAL FUNCTION REMOTE



TRIPLE FUNCTION REMOTE

3mb410-011470

Figure 1-33 Wired Remote Control

WIRED REMOTE CONTROL, SINGLE (OPTION)

ITEM	PART NO.	DESCRIPTION	QTY.
	3-765-010001	SWITCH REMOTE CONTROL ASSY	
1	3-209-010003	PUSH BUTTON STATION	1
A	9001-BW70YU	CONTROL STATION SQD(CONTACT BLKS INCL)	1
B	9001-B256	REVERSE LEGEND	1
C	9001-B255	FORWARD LEGEND	1
2	DB-10	STRAIN RELIEF CORD CONN.	1
3	3-156-010007	THREE CONDUCTOR WIRE	50
4	59P8	TRAILER CONN PLUG	1

WIRED REMOTE CONTROL, DUAL (OPTION)

ITEM	PART NO.	DESCRIPTION	QTY.
	3-209-010004-01	CONTROL ELECT DUAL FUNC. RMT	
1	3-279-010037	ENCLOSURE DUAL REMOTE	1
2	3-272-010080	ELECTRICAL PUSH BUTTON UNITS	2
3	3-272-010079	ELECTRICAL CONTACT OPERATOR	1
4	3-272-010078	ELECTRICAL CONTACT BLOCK	2
5	106-0079	CONNECTOR	1
6	3-156-010043	CABLE	50
7	59P8	TRAILER CONN PLUG	1
8	1-879-010011	WIRE BLACK	2
9	3-272-010095	ELECTRICAL CONTACT BLOCK	2

WIRED REMOTE CONTROL, TRIPLE (OPTION)

ITEM	PART NO.	DESCRIPTION	QTY.
	3-209-010006-01	CONTROL REMOTE WINCH/TILT/U/C	
1	3-279-010037	ENCLOSURE DUAL REMOTE	1
2	3-272-010121	ELECT. CONT. OPER. 3 WAY	3
3	3-272-010078	ELECTRICAL CONTACT BLOCK	3
4	106-0079	CONNECTOR	1
5	3-156-010043	CABLE	50
6	59P8	TRAILER CONN PLUG	1
7	1-879-010008	WIRE BLUE	2

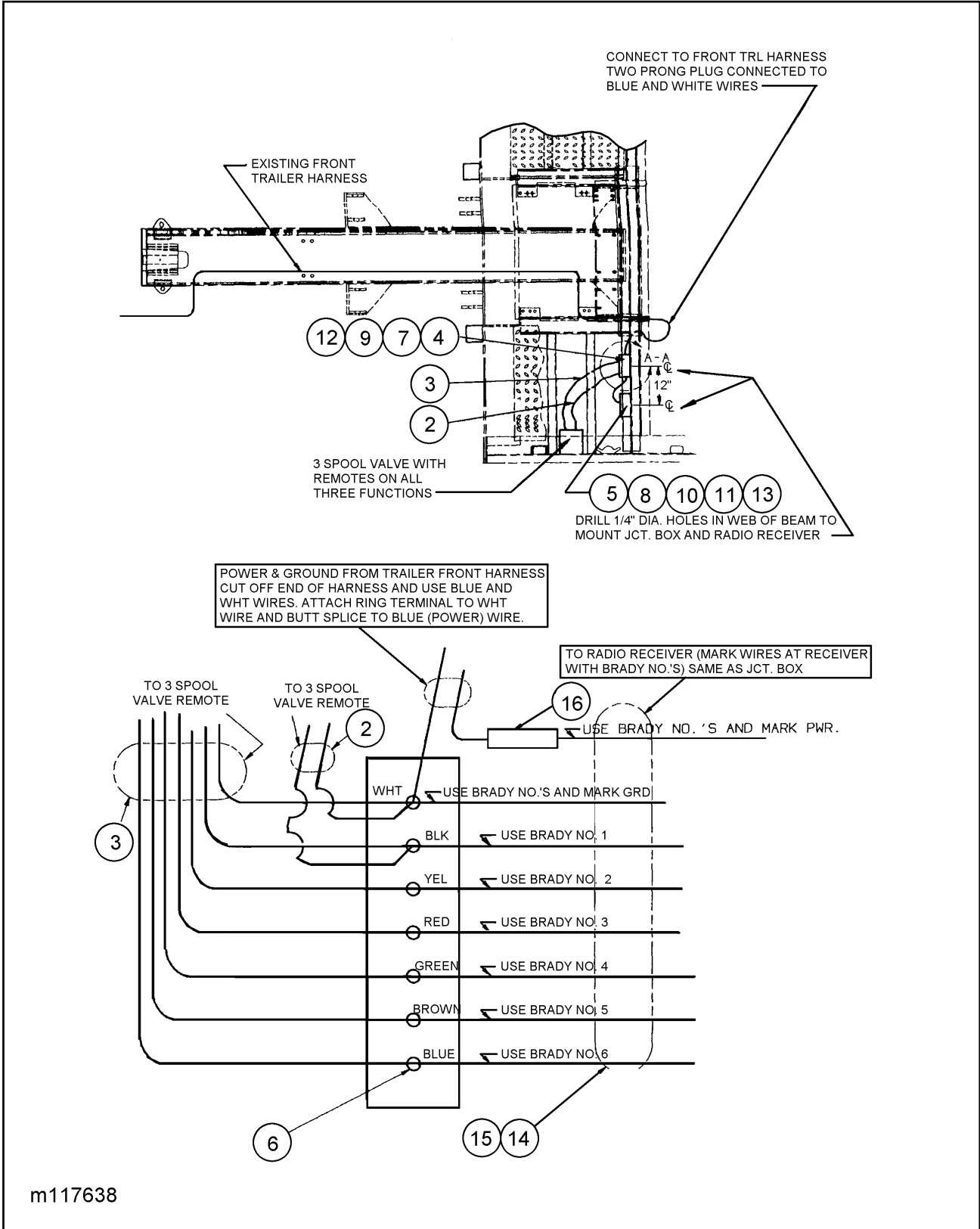


Figure 1-34 Radio Remote Control, Triple

RADIO REMOTE CONTROL ASSEMBLY, TRIPLE (OPTION)

ITEM	PART NO.	DESCRIPTION	QTY
	117638	RADIO REMOTE CONTROL, TRIPLE	
1	3-368-010245-01	HARNESS, POWER JUMPER 52" (SEE PAGE 1-19)	1
2	3-368-010129	HARNESS ASSEMBLY, SINGLE REMOTE, SOL	1
3	3-368-010125	HARNESS ASSEMBLY, DUAL REMOTE, SOL	1
4	750-029	JUNCTION BOX 7 STUD	1
5	111722	REMOTE RADIO 7 FUNCTION	1
6	3-272-010023	ELECT. RING	8
7	1-512-010005-01	NUT, HEX LOCK 1/4-20 GRB	2
8	1-512-010007-03	NUT, HEX 10-24	4
9	1-654-010047-06	SCREW, HEX HEAD CAP 1/4-20 X 1 GR5	2
10	1-656-010003051	SCREW, RD HEAD MACH 10-24 X 3/4	4
11	1-861-010032-04	WASHER, FLAT 3/16	4
12	1-861-010032-06	WASHER, FLAT 1/4N	2
13	1-861-010034-07	WASHER, SPLIT LOCK #10	4
14	1-879-010015	WIRE, 16 AWG WHITE	AR
15	3-201-010001	CONDUIT, 5/16 PLASTIC FLEX	AR
16	3-272-010021	ELECT. BUTT SPLICE 16-14 W/ SEAL	1

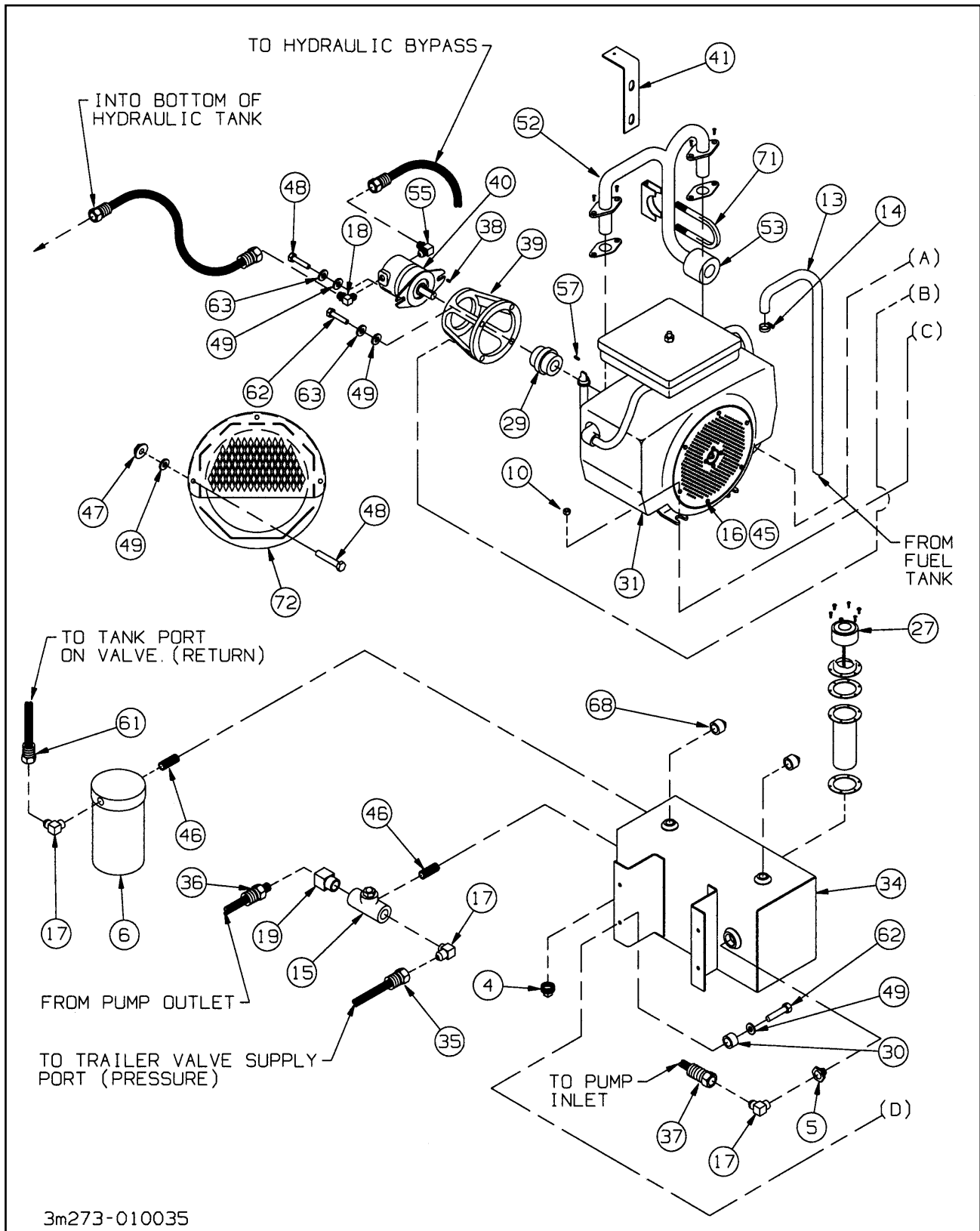


Figure 1-35 Engine Drive, 20 HP (1 of 2)

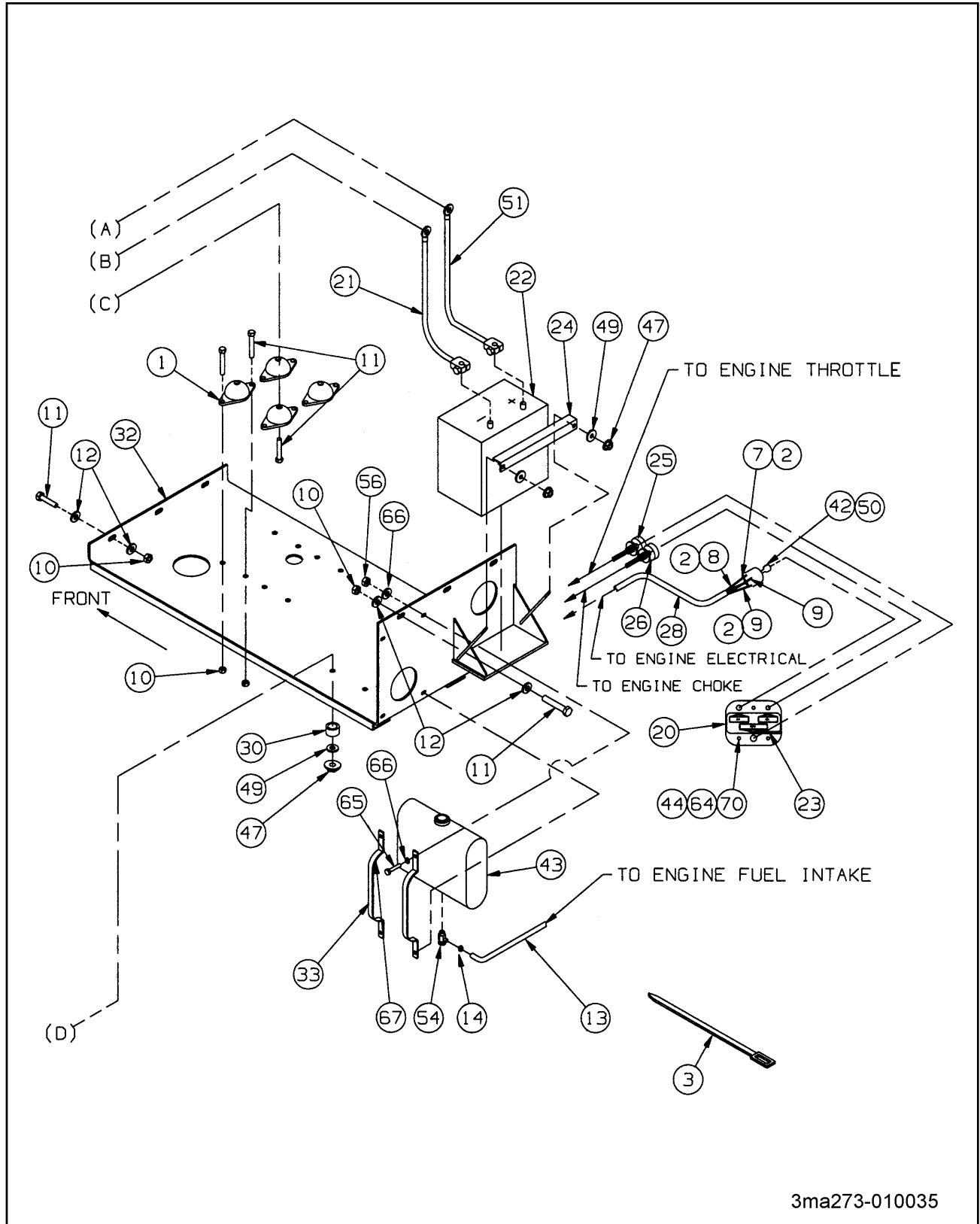


Figure 1-36 Engine Drive, 20 HP (2 of 2)

ENGINE DRIVE, 20HP

ITEM	PART NO.	DESCRIPTION	QTY.	
	3-273-010035	ENGINE DRIVE, 20HP	*	
	3-273-010035-01	ENGINE DRIVE, 20HP SUB-ASSEMBLY		*
1	CA-1595	MACHINE MOUNT 40 DUROMETER	-	4
2	3-203-010001	RING TERMINAL 3/16 16-14	3	-
3	1-796-010003-02	TIE STRAP, PLASTIC	10	10
4	1-560-010002-07	PLUG, PIPE 1-1/4X11-1/2	-	1
5	1-1/4X3/4BUSH	BUSHING, BLACK PIPE	-	1
6	1-295-010001	FILTER, RETURN LINE	-	1
	1-295-010002	REPLACEMENT, FILTER ONLY		
7	1-879-010004	WIRE, RED 14AWG	11	-
8	1-879-010006	WIRE, GREEN 14AWG	11	-
9	1-879-010010	WIRE, WHITE 14 AWG	11.5'	-
10	1-512-010005-09	NUT, HEX LOCK 1/2-13 GRB	6	12
11	1-654-010055-03	SCREW, HEX HEAD CAP 1/2-13 X 1-1/2	6	12
12	1-861-010032-15	WASHER, FLAT 1/2	12	-
13	1-316-010013	HOSE, 1/4 LOW PRESSURE FUEL	-	6'
14	105-0105	CLAMP, HOSE IDEAL 6203	-	2
15	125130	RD12D HYD BY PASS SRDD (NO PARTS BREAKDOWN)	-	1
16	134-4560	GUARD ONAN	-	1
17	2024-12-12S	ADAPTER 90 3/4 X 1/2	-	3
18	2062-12-12S	ADAPTER, 90 3/4 X 1/2	-	1
19	2045-8-12S	ST SWIVEL 1/2 - 3/4	-	1
20	3-547-010038	PANEL, ENGINE CONTROLS	1	-
21	239-8113-66	CABLE ASSEMBLY, BATTERY NEG 66"	-	1
22	2481X	BATTERY 12 VOLT	-	1
23	3-573-010506	DECAL, ENGINE CONTROLS	1	-
24	3-120-010124	BATTERY CLAMP BRACKET	-	1
25	3-155-010012	CABLE THROTTLE	1	-
26	3-155-010025	CABLE, UTILITY CHOKE	1	-
27	3-162-010001	FILLER BREATHER STRAINER ASSEMBLY	-	1
28	3-201-010002	CONDUIT 3/8 PLASTIC FLEX	10.5'	-
29	3-220-010003	FLEXIBLE COUPLING 1-1/8 X 3/4	-	1
30	805-2	BUSHINGS, STEP	-	8
31	3-273-010006	ENGINE 20HP ONAN (CONTACT LOCAL DEALER FOR SERVICE)	-	1
32	3-755-010406	SUPPORT WELDMENT ENGINE	-	1
33	3-744-010046	STRAP, 3 GAL FUEL TANK	-	2
34	3-786-010077	TANK WELDMENT HYD	-	1
35	1-397-010372120	HOSE ASSEMBLY 1/2 X 120	-	1
36	1-397-010361036	HOSE ASSEMBLY 1/2 X 36	-	1
37	1-397-010304048	HOSE ASSEMBLY 3/4 X 48	-	1
38	3-427-010003	KEY, WOODRUFF	REF	REF
39	3-482-010003	MOUNT HYDRAULIC PUMP 20HP	-	1
40	3-591-010022	PUMP HYDRAULIC (NO PARTS BREAKDOWN)	-	1
41	3-482-010360	MOUNT CHOKE CABLE WELDMENT	-	1
42	3-765-010005	IGNITION SWITCH	1	-
43	3-783-010013P	TANK FUEL 3 GAL PAINT	-	1
44	1-654-010047-06	SCREW, HEX HEAD CAP 1/4-20 X 1 GR5	3	-
45	3/16X3/4CS SELF	SCREW, HEX HEAD CAP 3/16X3/4 SELF DRILLED	-	4

ENGINE DRIVE, 20HP

ITEM	PART NO.	DESCRIPTION	QTY.	
46	3/4NIPPLE	NIPPLE, ALL THREAD	-	2
47	1-510-010001	NUT, FLANGE LOCK 3/8-16	3	6
48	1-654-010051-06	SCREW, HEX HEAD CAP 3/8-16 X 1-1/4 GR5	3	2
49	1-861-010032-11	WASHER, FLAT 3/8W	3	16
50	3-272-010022	ELECT BUTT SPLICE 12-10 W/ SEAL	1	-
51	514-9045-66	CABLE ASSEMBLY BATTERY POS 66"	-	1
52	541-0197	MANIFOLD, EXHAUST 20H DOWN	-	1
53	542-7101	ONAN MUFFLER KIT 25HP	-	5
54	6600	VALVE SHUT-OFF GAS	-	1
55	2062-8-8S	ADAPTER 90 #8	-	1
56	1-512-010005-03	NUT, HEX LOCK 5/16-18 GRB	-	4
57	110-4338	SQ KEY 1/4 X 1/4 X 2	REF	REF
61	1-397-010304135	HOSE ASSEMBLY 3/4X135	-	1
62	1-654-010051-08	SCREW HEX HEAD CAP 3/8-16 X 1-3/4 GR5	-	8
63	1-861-010034-11	WASHER SPLIT LOCK 3/8-16 GRB	-	6
64	1-512-010005-01	NUT, HEX LOCK 1/4-20 GRB	3	-
65	1-654-010049-07	SCREW, HEX HEAD CAP 5/16-18 X 1-1/2	-	4
66	1-861-010032-09	WASHER, FLAT 5/16W	-	8
67	10030	SEAL, BAR STOCK - NEOPRENE SPONGE	-	60"
68	1-560-010002-05	PLUG, PIPE 3/4-14	-	2
69	3-774-010002	TAG, ENGINE OIL (NOT SHOWN)	-	1
70	1-861-010032-07	WASHER, FLAT 1/4	6	-
71	3-182-010028	CLAMP, MUFFLER	-	1
72	3-120-010535	BRACKET WELDMENT, AIR INTAKE	1	-
73	*103716	COVER WELDMENT ENGINE DRIVE	2	-
74	*103717	PIN, COVER ACCESS ENGINE	2	-
75	*1-557-010362-40	PIN, COTTER 5/32 X 1-1/4	4	-

* THESE PARTS ARE SHOWN ON PAGE 1-67.

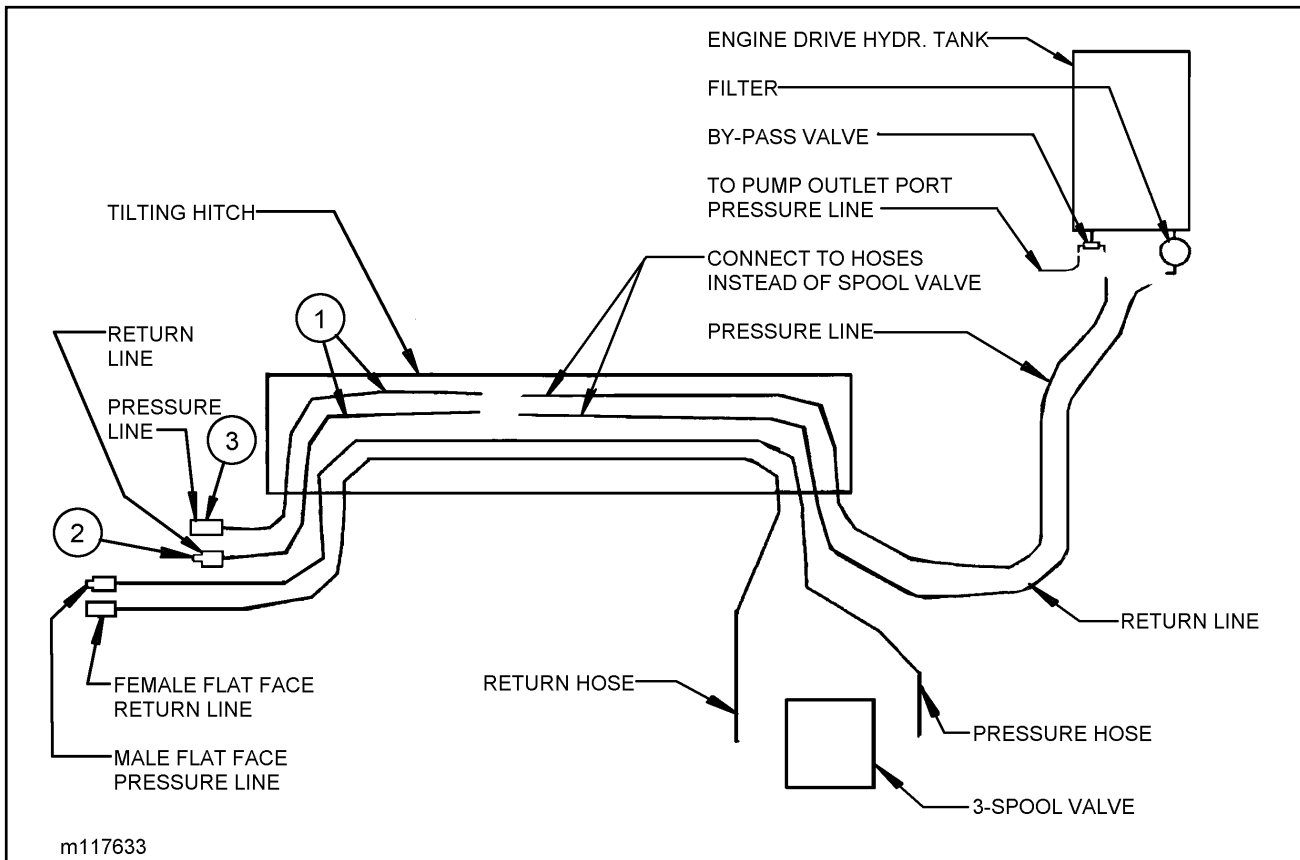


Figure 1-37 Dual Hydraulic Plumbing (Option)

DUAL HYDRAULIC PLUMBING (OPTION)

ITEM	PART NO.	DESCRIPTION	QTY.
	117633	DUAL HYDRAULIC PLUMBING	
1	117632	HOSE, 1/2 X 50	2
2	105479	COUPLER, FLAT FACE MALE NOSE	1
3	105480	COUPLER, FLAT FACE FEMALE BODY	1

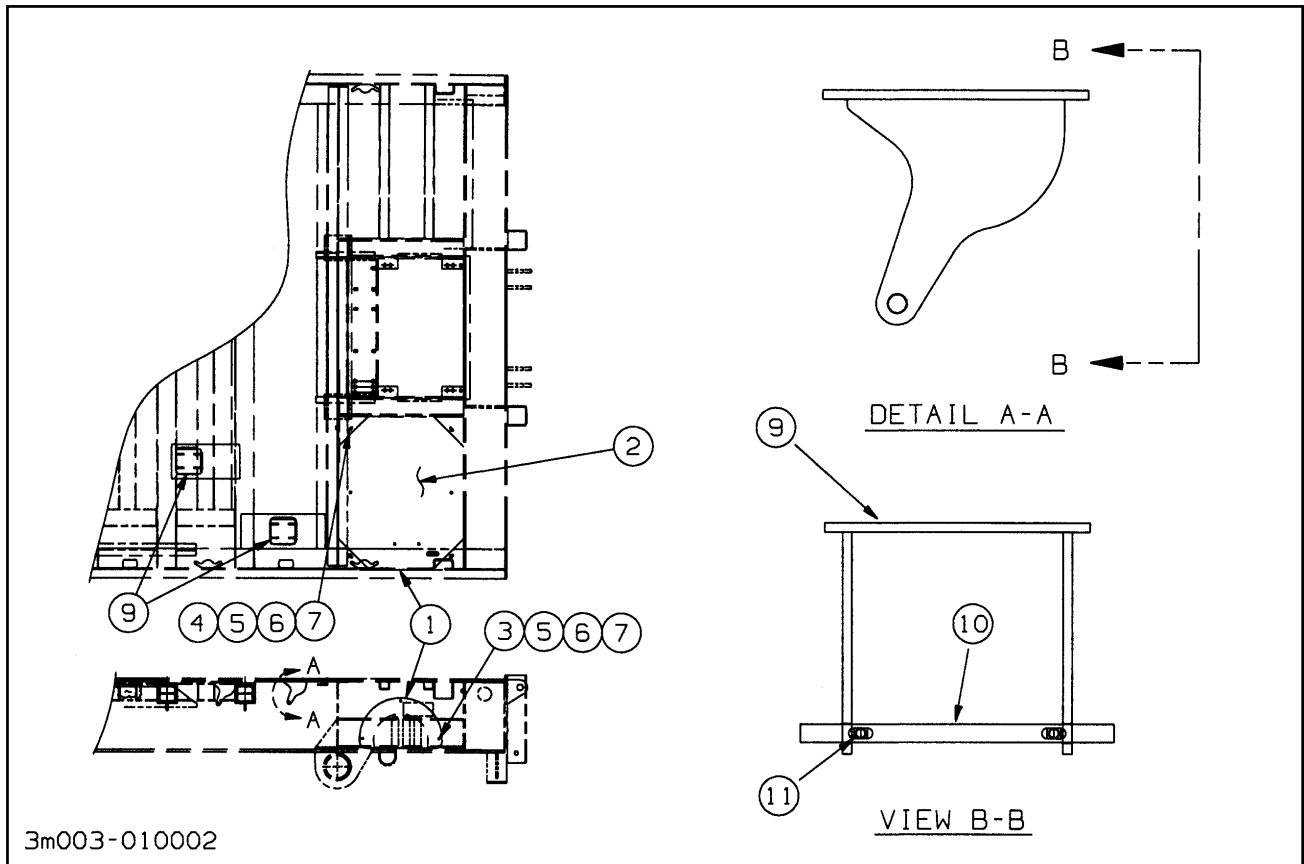


Figure 1-38 Accessories w/o Engine Drive

ACCESSORIES W/O ENGINE DRIVE

ITEM	PART NO.	DESCRIPTION	QTY.
	3-003-010002	ACCESSORY W/O ENGINE DRIVE 102	
	102374	ACCESSORY W/O ENGINE DRIVE 96	
1	3-222-010224	COVER, ENGINE AIR INTAKE	1
2	3-115-010185	TOOLBOX BOTTOM 102	1
	102373	TOOLBOX BOTTOM 96	1
3	1-654-010051-05	SCREW, HEX HEAD CAP 3/8-16 X 1 GR5	3
4	1-654-010051-06	SCREW, HEX HEAD CAP 3/8-16 X 1-1/4 GR5	4
5	1-861-010032-11	WASHER, FLAT 3/8	14
6	1-861-010034-11	WASHER, SPLIT LOCK 3/8	7
7	1-512-010007-07	NUT, HEX 3/8-16	7
9	103716	COVER WELDMENT ENGINE DRIVE	1
10	103717	PIN, COVER ACCESS ENGINE	2
11	1-557-010362-40	PIN, COTTER 5/32 X 1-1/4	4

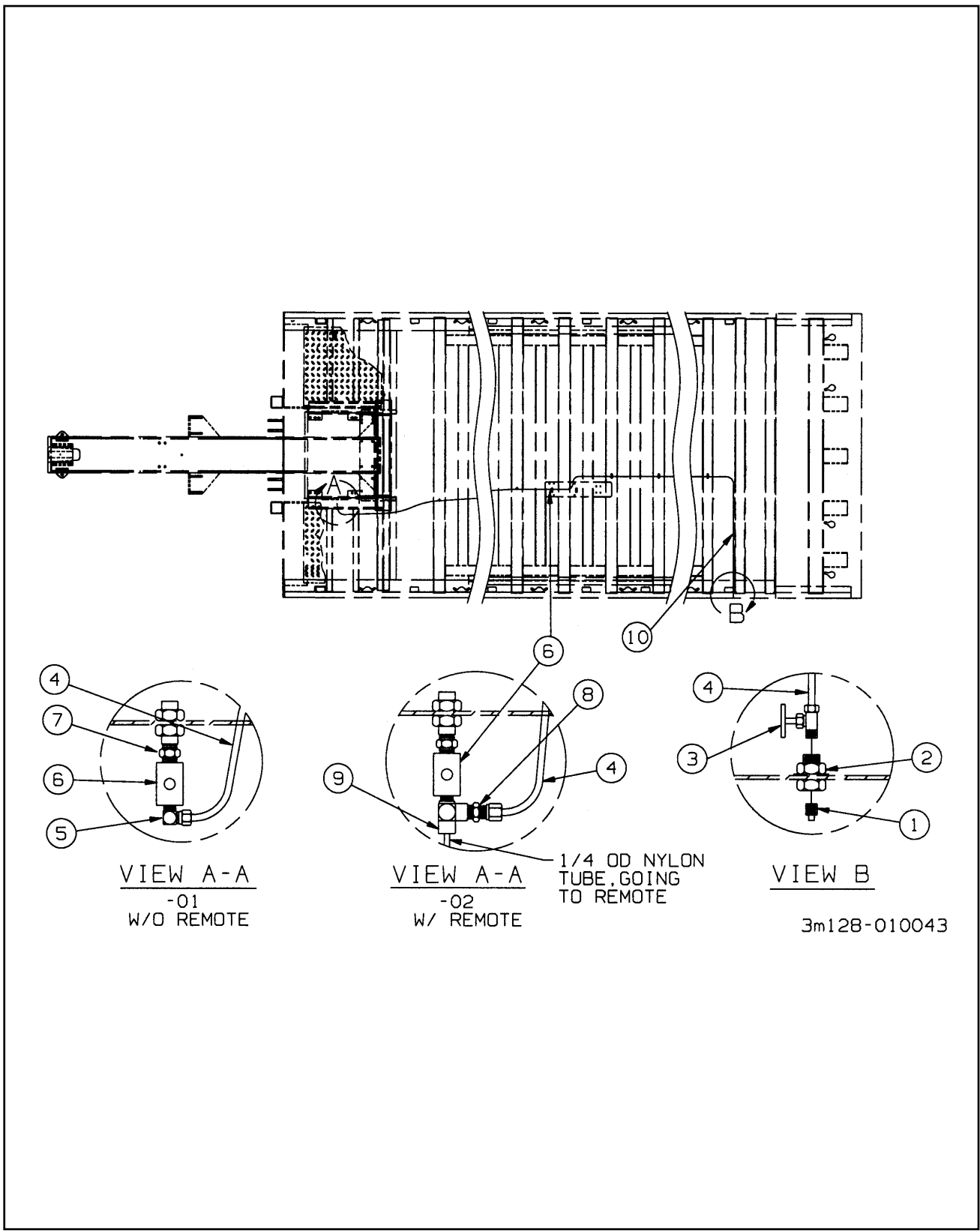
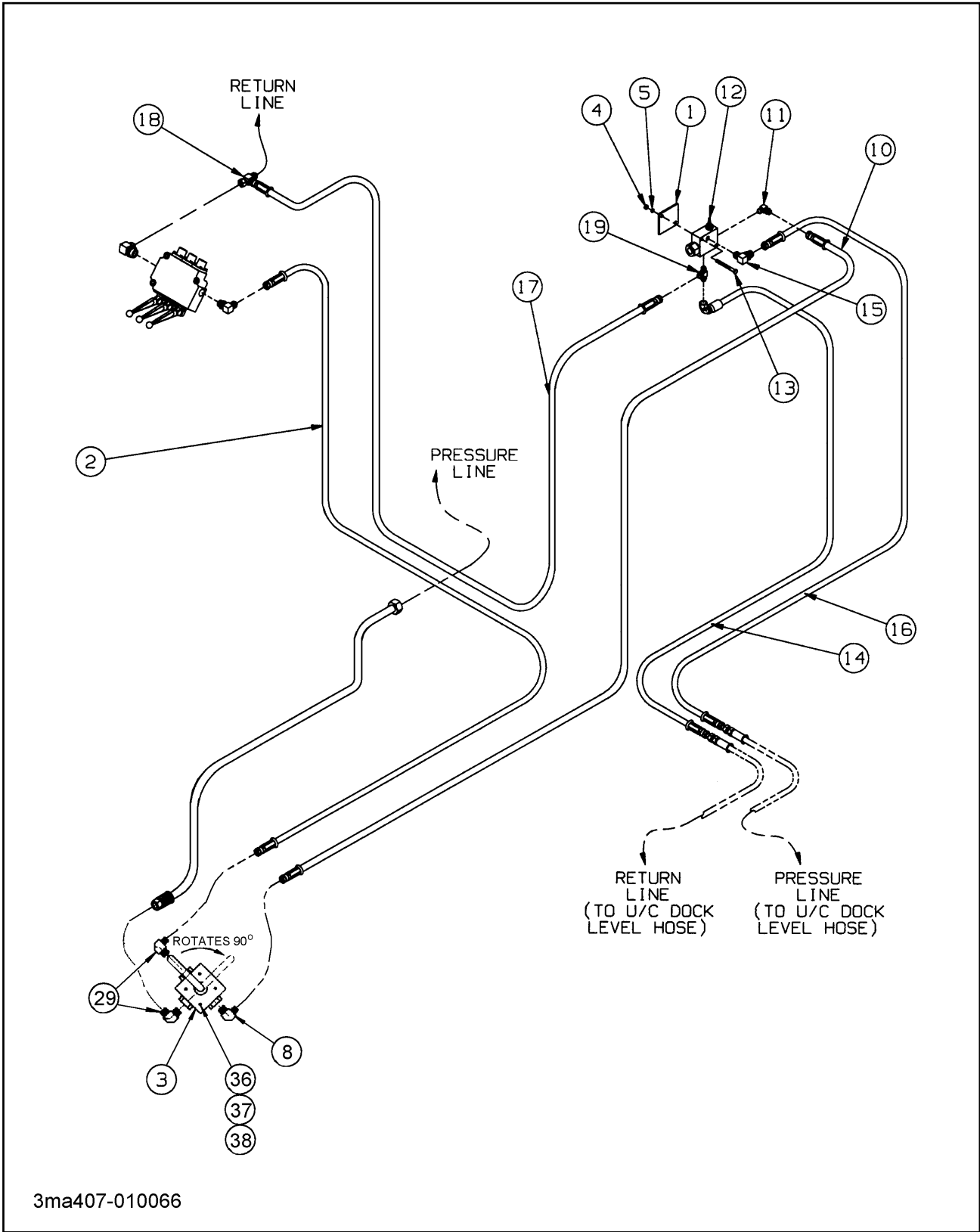


Figure 1-39 Air Outlet Accessory (Option)

AIR OUTLET ACCESSORY (OPTION)

ITEM	PART NO.	DESCRIPTION	QTY.
	3-128-010043-01	AIR OUTLET ACCESSORY W/O REMOTE	
	3-128-010043-02	AIR OUTLET ACCESSORY W/ REMOTE	
1	1-560-010002-01	PIPE PLUG 1/4	1
2	1-297-010022-02	BULKHEAD COUPLING	1
3	A6760S	SHUTOFF VALVE	1
4	1-833-010002	TUBING, NYLON 3/8	35'
5	1-297-010008-18	FITTING, AIR 90	*1,-
6	905-54-107	BRAKE PROTECTION VALVE	*1,-
7	1-297-010019-05	FITTING, BRS PIPE HEX	*1,-
8	1-297-010007-11	FITTING, AIR	*-,1
9	1-297-010018-02	FITTING, STREET TEE	*-,1
10	3-181-010034-1	CLAMP CONDUIT STEEL 1/2	13

* FIRST QUANTITY LISTED IS FOR P/N 3-128-010043-01; SECOND QUANTITY LISTED IS FOR P/N 3-128-010043-02.



**Figure 1-40 Hydraulic Installation
Dock Level w/ E-Chain**

HYD. INSTALL. DOCK LEVEL W/ E-CHAIN (OPTION)

ITEM	PART NO.	DESCRIPTION	QTY.
	3-407-010066-5	HYDRAULIC INSTALL. DOCK LEVELER W/ E-CHAIN	
1	3-482-010267	MOUNT, FLOW REGULATOR	1
2	1-397-010372030	HOSE ASSEMBLY 1/2 X 30-1/2	1
3	111696	VALVE, HYD SELECTOR, 3 WAY	1
4	1-512-010005-03	NUT, HEX LOCK 5/16-18 GRB	4
5	1-861-010032-09	WASHER, FLAT 5/16	4
8	2062-12-8S	ADAPTER 90	1
10	1-397-010301028	HOSE ASSEMBLY 1/2 X 28	1
11	2062-8-8S	ADAPTER 90	1
12	1-626-010002	REGULATOR, FLOW 1/2 BYPASS ONLY	1
13	1-654-010049-11	SCREW, HEX HEAD CAP 5/16-18 X 2-1/2 GR5	2
14	1-397-010309110	HOSE ASSEMBLY 3/8 X 110	1
15	2062-8-6S	ELBOW 90	1
16	1-397-010307110	HOSE ASSEMBLY 3/8 X 110	1
17	1-397-010306032	HOSE ASSEMBLY 1/2 X 32	1
18	203102-12-12S	ADAPTER, TEE	1
19	203005-8-8S	ADAPTER, TEE	1
26	3-181-010006	HOSE CLAMP (USED W/ DOCK LEV.)(NOT SHOWN)	5
27	2-181-010001	HOSE CLAMP (USED W/O DOCK LEV.)(NOT SHOWN)	-5
29	2062-12-12S	ADAPTER 90	2
36	111024	SCREW, BUTTON HEAD CAP M6 X 14mm	4
37	1-861-010032-07	WASHER, FLAT 1/4	4
38	1-861-010034-09	WASHER, SPLIT LOCK 1/4	4

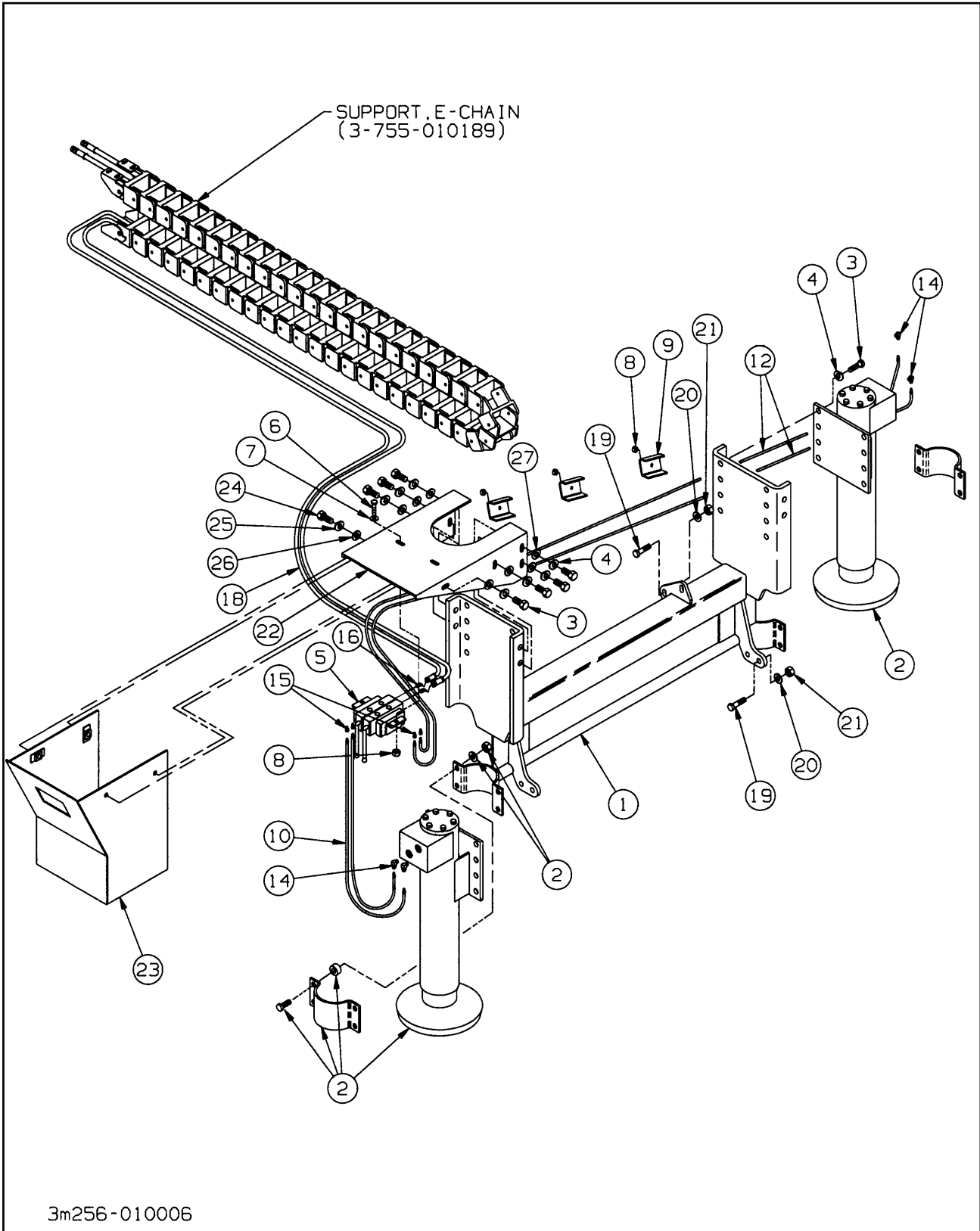


Figure 1-41 Dock Leveler Assembly

DOCK LEVELER ASSEMBLY (OPTION)

ITEM	PART NO.	DESCRIPTION	QTY
	117493	DOCK LEVELER ASSEMBLY A/R 60K 345	
1	117489	MOUNT WELDMENT, DOCK LEVEL HD 345	1
2	3-242-010205	CYLINDER, HYD D/L 4 X 15 (SEE PAGE 1-75)	2
3	1-654-010059-01	SCREW, HEX HEAD CAP 5/8-11 X 1 GR5	24
4	1-861-010034-15	WASHER, SPLIT LOCK 5/8	24
5	3-846-010056	VALVE, DOUBLE SPOOL (SEE PAGE 1-77)	1
6	1-654-010051-05	SCREW, HEX HEAD CAP 3/8-16 X 1 GR5	2
7	1-861-010032-11	WASHER, FLAT 3/8	2
8	1-510-010001	NUT, FLANGE LOCK 3/8-16	6
9	2-181-010001	HOSE CLAMP	4
10	1-397-010262-4	HOSE ASSEMBLY 1/4 X 18	2
12	105799	HOSE ASSEMBLY 1/4 X 88	2
14	2062-6-4S	ADAPTER, 90	4
15	202702-6-4S	ADAPTER, STR	4
16	2061-6-6S	ADAPTER, 45	REF
18	1-397-010307216	HOSE ASSEMBLY 3/8 X 216	2
19	1-654-010055-03	SCREW, HEX HEAD CAP 1/2-13 X 1-1/2 GR5	8
20	1-861-010032-14	WASHER, FLAT 1/2N	8
21	1-512-010005-09	NUT, HEX LOCK 1/2-13 GRB	8
22	3-120-010351	BRACKET, BOLT ON DOCK LEVEL	1
23	3-681-010098	SHIELD, D/L VALVE R22.5	1
24	1-654-010055-02	SCREW, HEX HEAD CAP 1/2-13 X 1-1/4 GR5	4
25	1-861-010034-13	WASHER, SPLIT LOCK 1/2	4
26	1-861-010032-15	WASHER, FLAT 1/2W	4
27	1-861-010032-18	WASHER, FLAT 5/8N	4

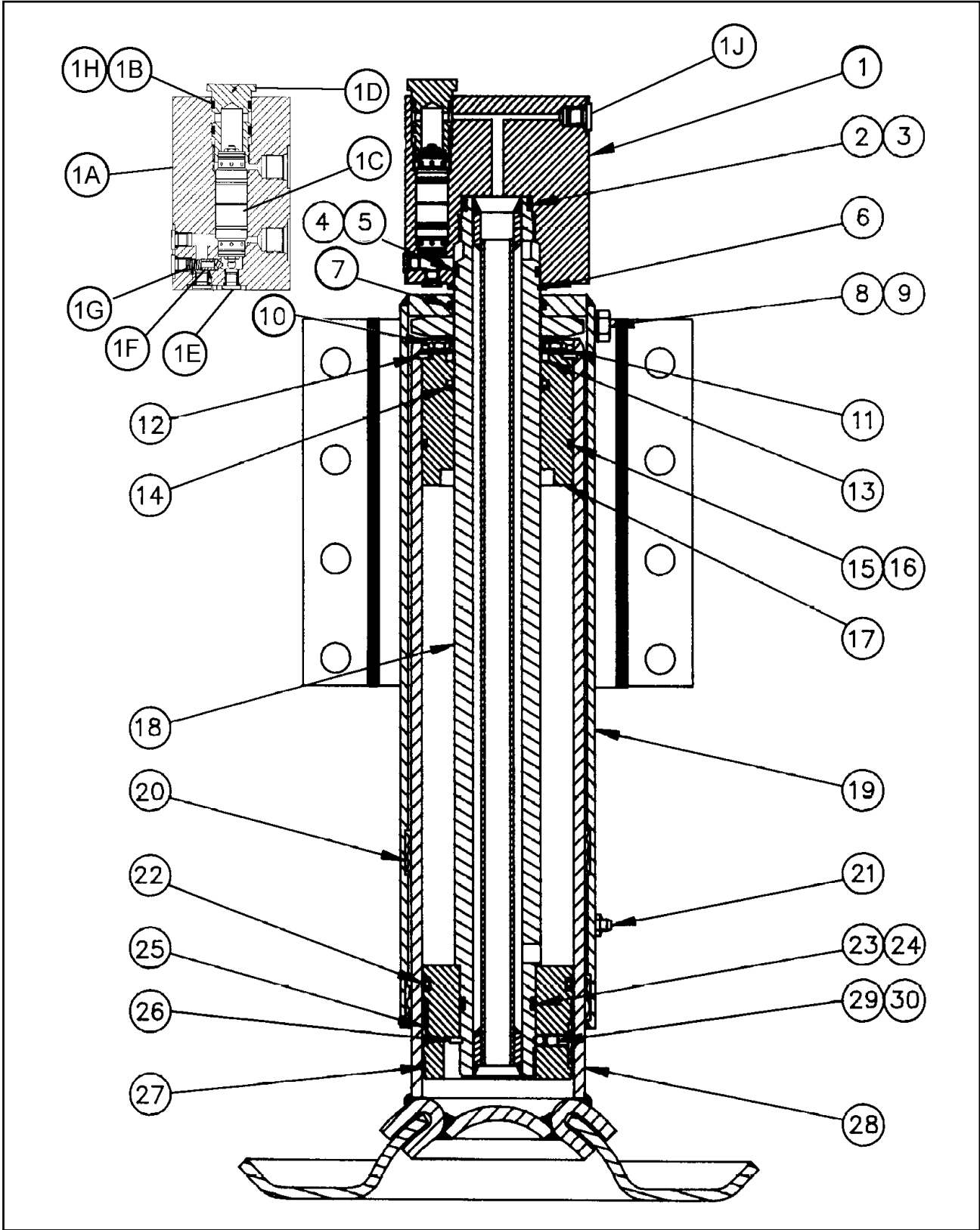


Figure 1-42 Dock Leveler Leg Assembly w/ Lock Valve

LEG ITEMS, DOCK LEVELER W/ LOCK VALVE

ITEM	PART NO.	DESCRIPTION	QTY.
	3-242-010205	COMPLETE ASSY LEG CYL(60,000# CAP. 4.00" BORE)	
1	300092	4:1 LOCK VALVE ASSY	1
1A	300093	4:1 LOCK VALVE BODY	1
1B	01-1006	O-RING	2
1C	300427	PILOT OPERATED CHECK VALVE	2
1D	300022	RETAINING PLUG	1
1E	07-1061	HEX PLUG HOLLOW #02 SAE	5
1F	300003	POPPET	1
1G	31-1016	SPRING	1
1H	05-1009	BACK-UP WASHER	2
1J	07-1201	HEX PLUG HOLLOW #04 SAE	1
2	NSS**,**	O-RING	1
3	NSS**,**	BACK-UP WASHER	2
4	NSS**,**	O-RING	1
5	NSS**,**	BACK-UP WASHER	1
6	NSS**,**	SNAP RING 2" ROD	1
7	NSS**,**	O-RING	1
8	15-1021	SCREW HEX HEAD CAP	1
9	16-1002	LOCK WASHER	1
10	15-1012	SCREW HEX HEAD CAP	4
11	100279	CYLINDER HEAD RETAINER	1
12	NSS**,**	RETAINING RING	1
13	NSS**,**	OIL SEAL	1
14	NSS**,**	ROD SEAL	1
15	NSS**,**	O-RING	1
16	NSS**,**	BACK-UP WASHER	1
17	100276	CYLINDER HEAD	1
18	***	PISTON ROD	1
19	***	WELL TUBE	1
20	NSS**,**	WEAR RING	2
21	10-1001	GREASE FITTING	1
22	NSS**,**	PISTON SEAL	1
23	NSS**,**	O-RING	1
24	NSS**,**	BACK-UP WASHER	2
25	NSS**,**	WEAR RING	1
26	17-1003	SNAP RING	1
27	***	PISTON	1
28	***	CYLINDER TUBE	1
29	NSS**,**	NYLON BALL	1
30	NSS**,**	SET SCREW	1
31	100348	SPLIT COLLAR ASSY (60,000 LB.)(NOT SHOWN)	1
	100140	SPLIT COLLAR HALF (60,000 LB.)	2
	101449	LEG COLLAR MOUNTING KIT(INCL. THE FOLLOWING:)	1
	15-1024	SCREW, HEX HEAD CAP 1/2-20 X 2 GR5	4
	15-1025	NUT, HEX LOCK 1/2-20	4
	101129-1	SPACER, SPLIT COLLAR	4

* - ITEMS ARE CONTAINED IN THE LOCK VALVE REPAIR KIT 300085 (NSS).

** - ITEMS ARE CONTAINED IN LEG REPAIR KIT 100422 (4.00" BORE) (NSS).

*** STATE MODEL NUMBER AND PART DESCRIPTION WHEN ORDERING.

NSS: NOT SOLD SEPARATELY.

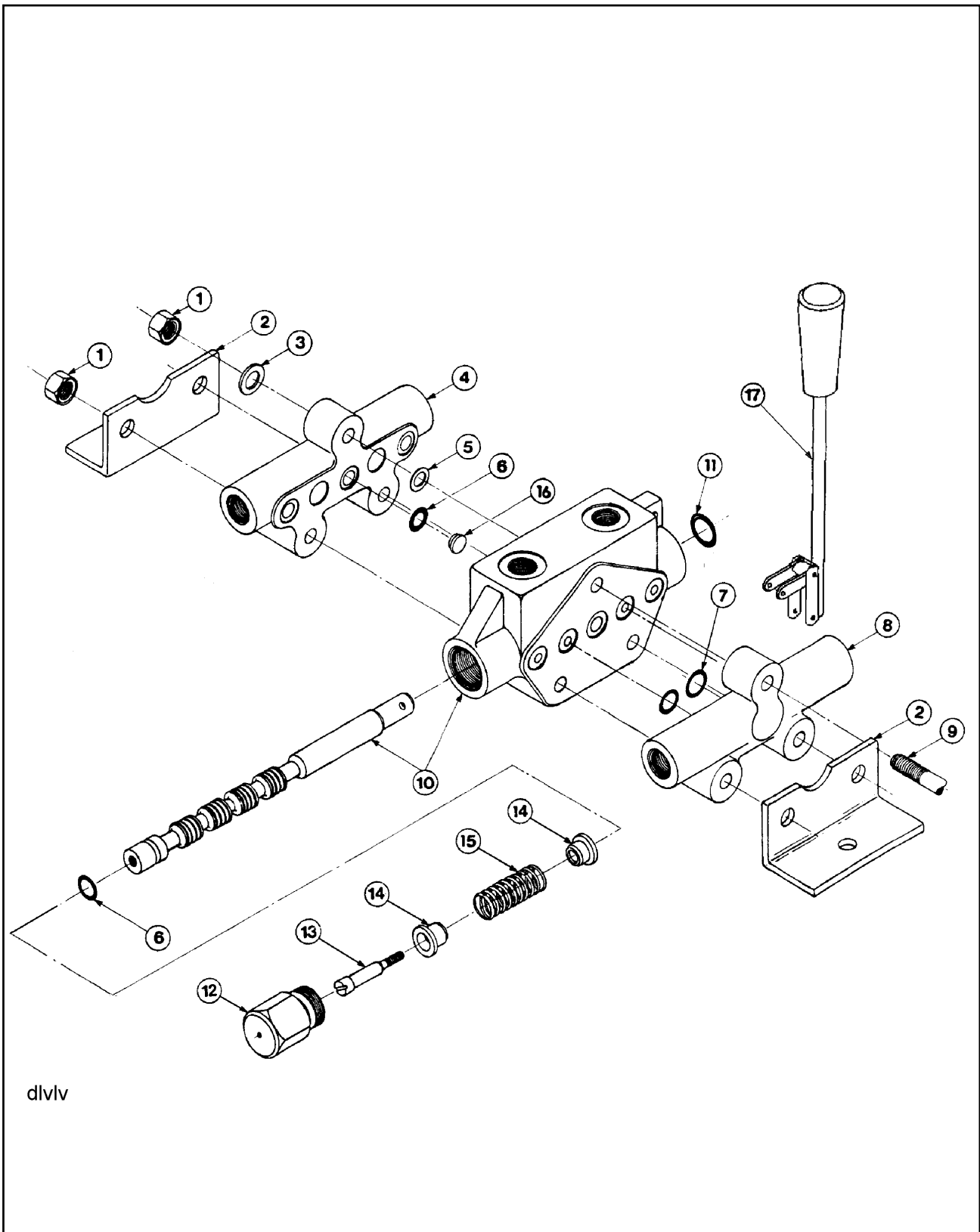


Figure 1-43 Dock Leveler Valve

DOCK LEVELER VALVE

ITEM	PART NO.	DESCRIPTION	QTY.
	3-846-010056	DOUBLE SPOOL STACK VALVE-PARALLEL	1
1	1005013	NUT	3
2	4014240	MOUNTING BRACKET	2
3	1008008	WASHER	2
4	6402000	OUTLET SECTION (INCLUDES SEALS)	1
	6029521	OUTLET SEAL KIT	
5	4023150	MYLAR SHIM (BETWEEN SECTIONS)	3
6	0101012	O-RING	1
7	0101013	O-RING	10
8	6401003	INLET SECTION (INCLUDES SEALS)	1
	6009250	INLET SEAL KIT	
9	4023774	TIE ROD	3
10	6400000	VALVE SECTION	2
	6029520	VALVE SECTION SEAL KIT (INCL ITEMS 5, 6, 7, & 11)	6
11	0101112	O-RING	2
12	4010500	SPRING CAP	2
13	4010520	SPRING SHAFT	2
14	4010530	SPRING GUIDE	4
15	—————	SPRING	2
16	4011702	CLOSED CENTER PLUG	1
17	6405000	HANDLE KIT	2
	6404002	BANKING KIT (INCLUDES ITEMS 1, 2, 3, & 9)	2
	128865	SEAL KIT FOR 3-846-010056	

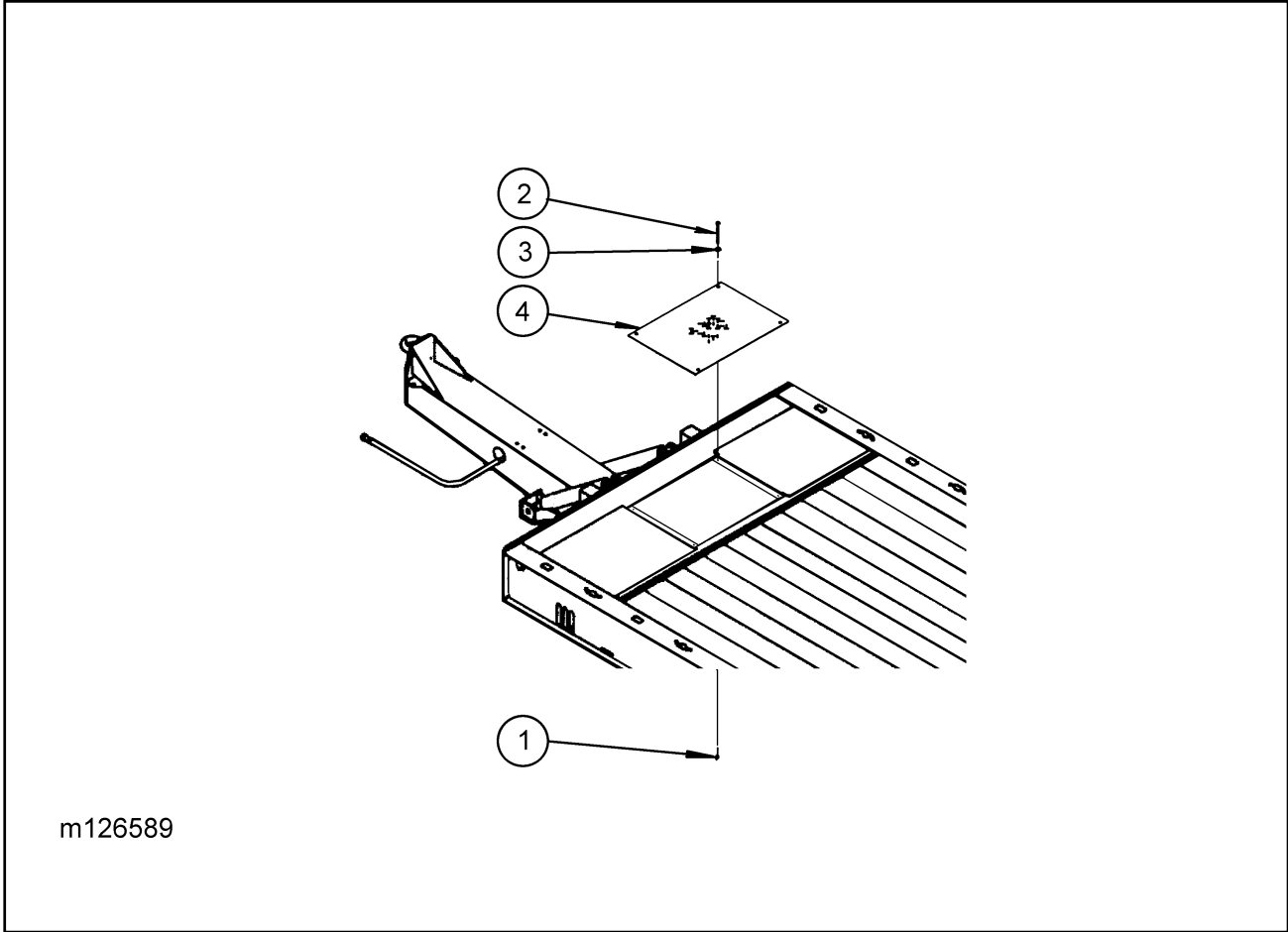


Figure 1-44 Winch Opening Cover Assembly (Option)

WINCH OPENING COVER ASSEMBLY (OPTION)

ITEM	PART NO.	DESCRIPTION	QTY
	126589	COVER, WINCH OPENING ASSEMBLY	
1	1-512-010005-09	NUT, HEX LOCK 1/2-13 GRB	4
2	1-654-010055-04	SCREW, HEX HEAD CAP 1/2-13 X 1-3/4 GR5	4
3	1-861-010032-15	WASHER, FLAT 1/2W	4
4	126588	COVER, WINCH OPENING	1

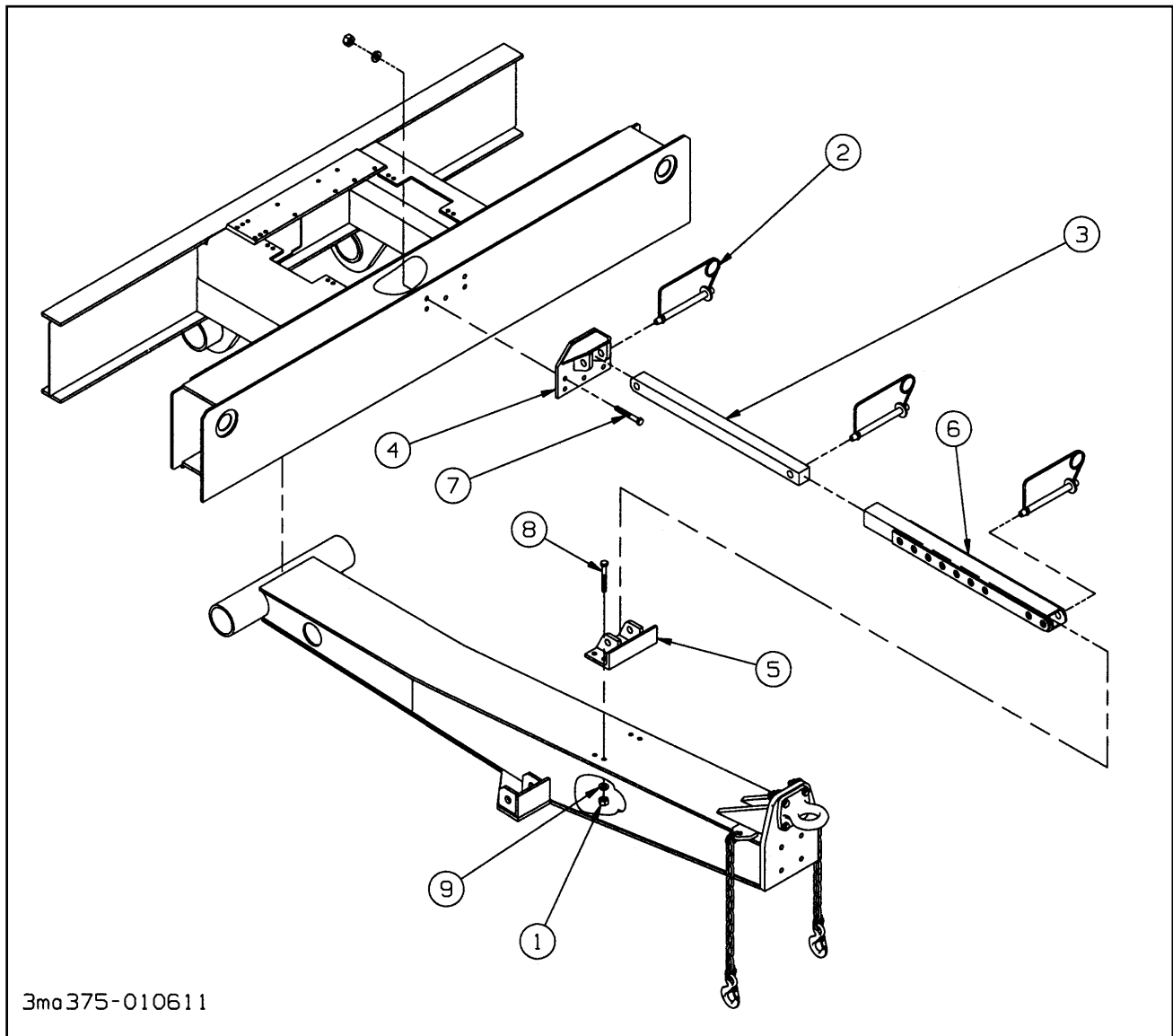


Figure 1-45 Hitch Lock Installation (Option)

HITCH LOCK INSTALLATION (OPTION)

ITEM	PART NO.	DESCRIPTION	QTY
	3-375-010611	HITCH LOCK INSTALLATION	
1	1-512-010007-11	NUT HEX 5/8-11 GR2	9
2	100SL	LOCK HITCH PIN 1X5-1/2	3
3	3-311-015070	SHAFT TILT LOCK	1
4	3-311-015074	MOUNT WELDMENT UPPER	1
5	3-311-015075	MOUNT WELDMENT LOWER	1
6	3-311-015078	TUBE WELDMENT TILT LOCK	1
7	1-654-010059-04	SCREW HEX HEAD CAP 5/8-11X1-3/4 GR5	5
8	1-654-010059-05	SCREW HEX HEAD CAP 5/8-11X2 GR5	4
9	1-861-010034-15	WASHER SPLIT LOCK 5/8	9

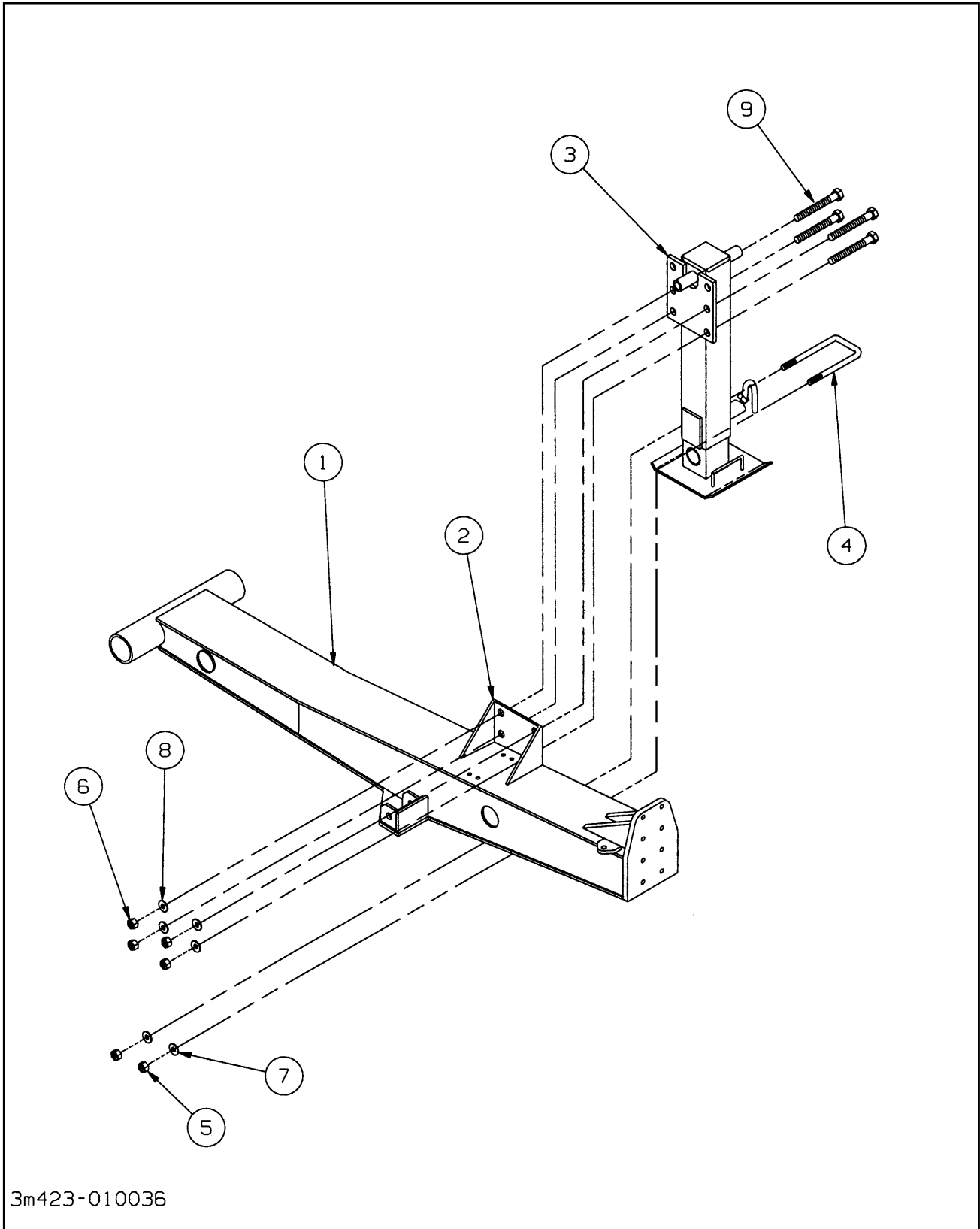
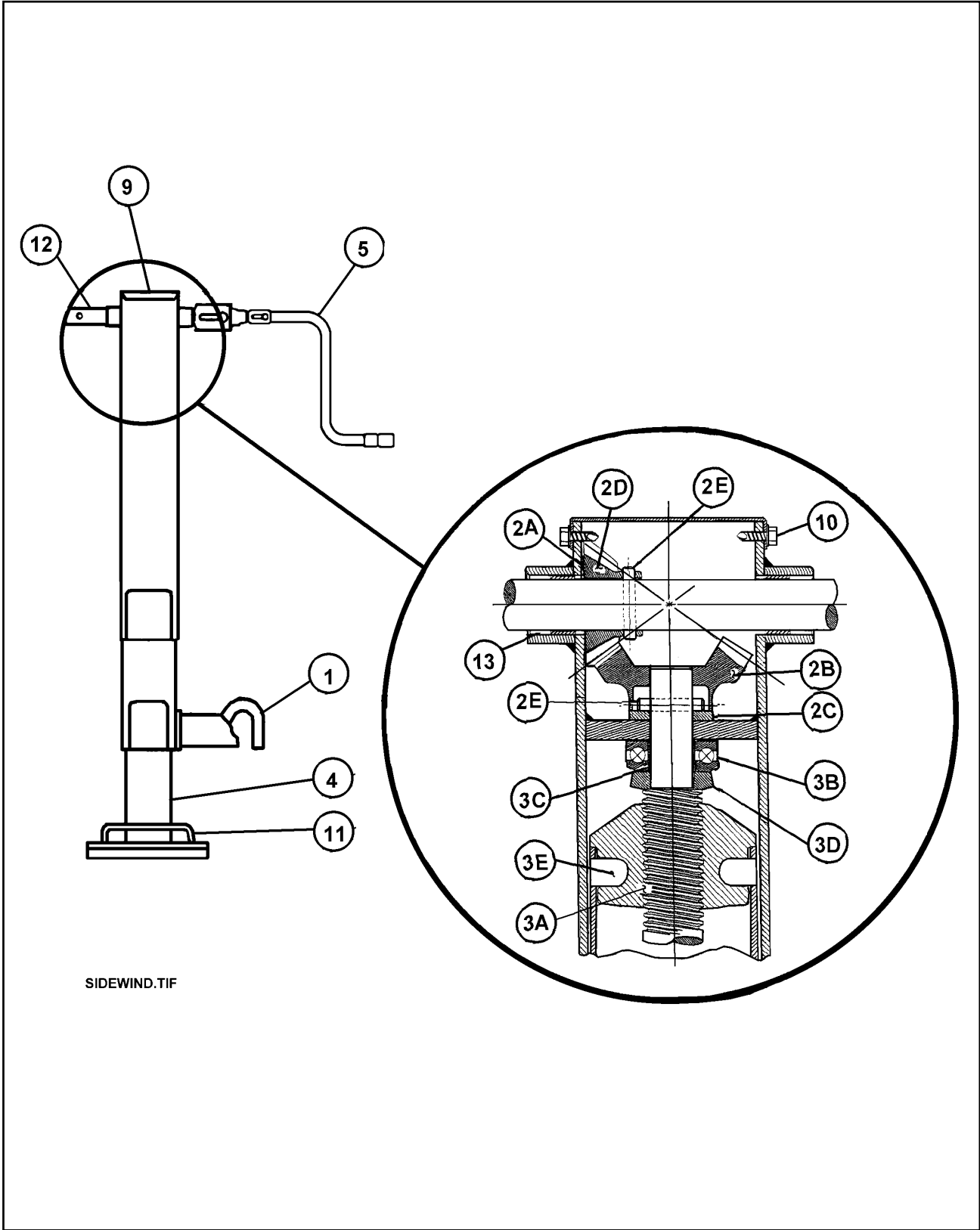


Figure 1-46 Jack Installation, 12K, 5' Hitch
 Dock Level w/ E-Chain

JACK INSTALLATION, 12K, 5FT HITCH (OPTION)

ITEM	PART NO.	DESCRIPTION	QTY.
	3-423-010036	JACK INSTALLATION, 12K, 5' HITCH	
1	3-375-010140	HITCH ASSEMBLY 5 FT	REF
2	3-125-010542	BRACKET, INSTALLATION 12K JACK	REF
3	3-423-010037	JACK WELDMENT 12K, 5' HITCH (SEE PAGE 1-83)	1
4	6-102-010009	U-BOLT RIGID GAUGE WHEEL	1
5	1-512-010005-13	NUT, HEX LOCK 5/8-11 GRB	2
6	1-512-010005-15	NUT, HEX LOCK 3/4-10 GRB	4
7	1-861-010032-19	WASHER, FLAT 5/8W	2
8	1-861-010032-21	WASHER, FLAT 3/4W	4
9	1-654-010061-03	SCREW, HEX HEAD CAP 3/4-10 X 1-1/2 GR5	4



SIDEWIND.TIF

Figure 1-47 Jackstand Assembly
Dock Level w/ E-Chain

JACKSTAND ASSEMBLY (OPTION)

ITEM	PART NO.	DESCRIPTION	QTY.
	3-423-010035	JACK 12000 DROPLEG W/ CRANK (HAMMERBLOW P/N 182400)	
1	500177	PLUNGER KIT, W/ "J" PIN (INCL PLUNGER PIN, SPRING, WASHER, AND 3/16 X 1 COTTER PIN)	
2	500212	GEAR KIT, STYLE III JACKS CONSISTS OF THE FOLLOWING:	
2A	016013	WEAR PLATE 22 GAGE	
2B	020023	BEVEL GEAR LARGE 18 TEETH	
2C	016053	WEAR PLATE 7 GAGE	
2D	020022	BEVEL PINION GEAR SMALL 12 TEETH	
2E	009062	1/4" X 1-1/2" GROOVE PIN	
2F	011905	SERVICE BULLETIN (NOT SHOWN)	
3	500213	SCREW & NUT REPLACEMENT KIT CONSISTS OF THE FOLLOWING:	
3A	712205	SCREW AND NUT ASSEMBLY	
3B	001003	2.015" O.D. BEARING	
3C	021163	SPLIT BUSHING	
3D	016048	BEARING SEAT	
3E	009052	RETAINING PIN	
3F	011905	SERVICE BULLETIN (NOT SHOWN)	
4	701178	INNER RAM AND STANDARD DROP LEG ASSEMBLY (INCLUDES DROP LEG W/ BASE AND LIFT HANDLE, INNER RAM W/ NEW CAM-LOCK HOUSING AND "J" PIN)	
5	015181	CRANK ASSEMBLY FOR SIDEWIND SIDE MOUNT	
	701140	CRANK HANDLE NARROW VERT CLEVIS W/ RD CORN	
	015191	3/8" X 2-1/2" PLATED HEX BOLT	
	008008	3/8" PLATED LOCKNUT	
	015911	3/8" PLATED WASHER	
6	005120	HANDLE CLIP (NOT SHOWN)	
9	017802	SQUARE GEARBOX COVER	
10	017806	COVER SCREW	
11	021040	BASE PLATE LIFT HANDLE	
12	006098	NEW STYLE (CENTERED) CROSS SHAFT, STYLE III	
13	017012	SLEEVE BEARING ON CROSS SHAFT	

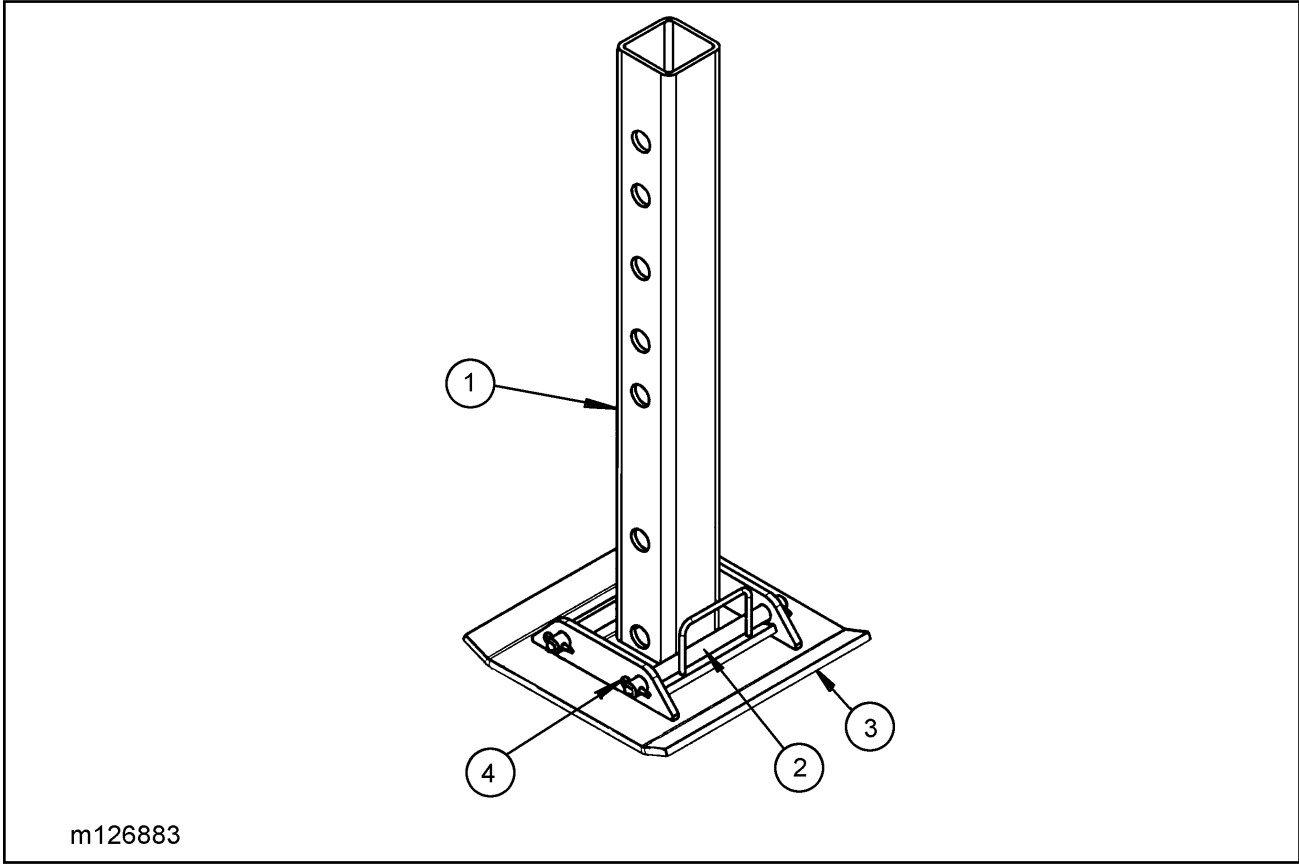


Figure 1-48 Sand Pad Installation

SAND PAD INSTALLATION (OPTION)

ITEM	PART NO.	DESCRIPTION	QTY.
	126883	SAND PAD INSTALLATION	
1	3-311-010145	PARKING STAND	REF
2	126881	PIN, SAND PAD	4
3	126879	SAND PAD WELDMENT	2
4	1-557-010362-59	PIN, COTTER 1/4 X 1	8

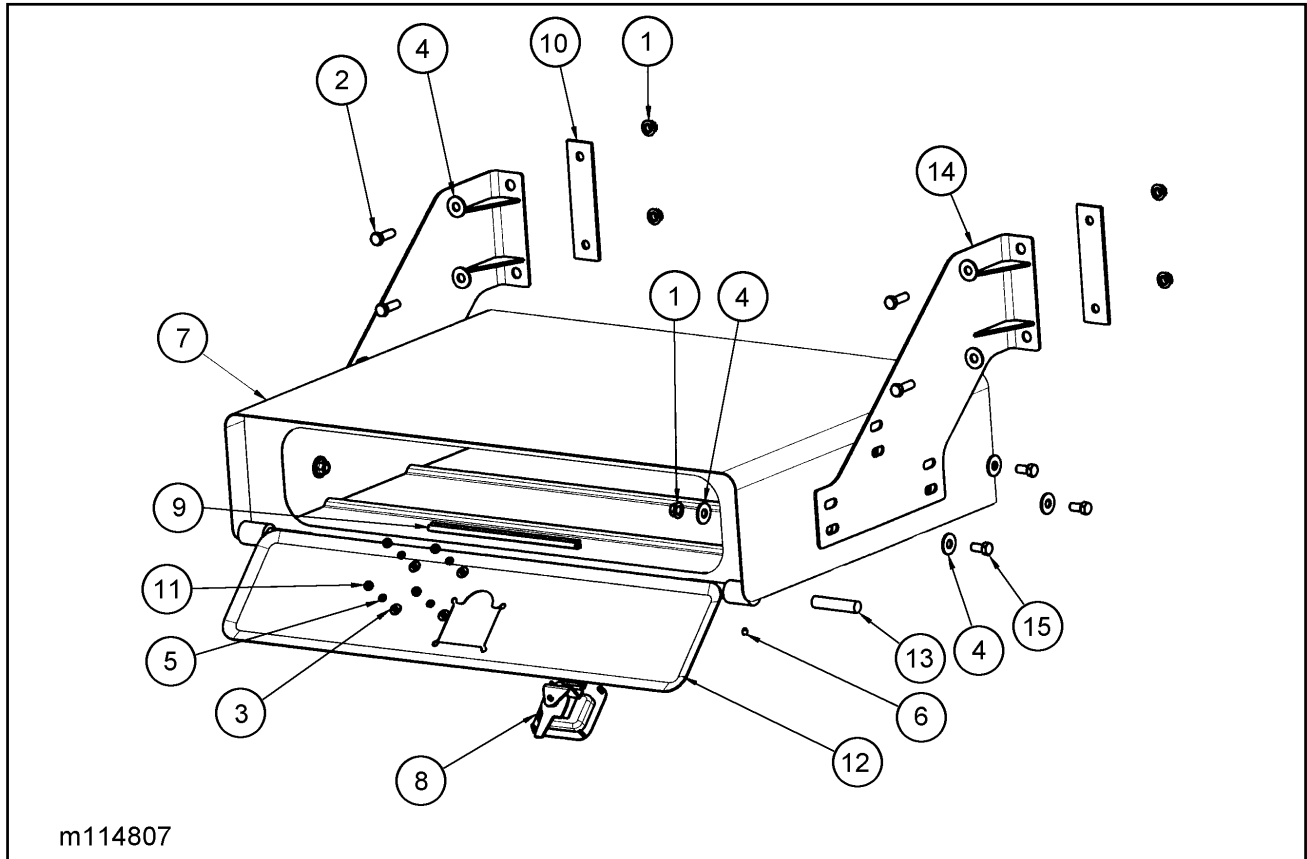


Figure 1-49 Steel Door Toolbox Installation (Option)

STEEL DOOR TOOLBOX INSTALLATION (OPTION)

ITEM	PART NO.	DESCRIPTION	QTY.
	114807	STEEL DOOR TOOLBOX INSTALLATION	
1	1-510-010003-09	NUT, FLANGE HEAD SERR 1/2-13	10
2	1-654-010055-03	SCREW, HEX HEAD CAP 1/2-13 X 1-1/2 GR5	4
3	1-861-010032-07	WASHER, FLAT 1/4W	4
4	1-861-010032-15	WASHER, FLAT 1/2W	16
5	1-861-010034-09	WASHER, SPLIT LOCK 1/4	4
6	107-0975	SCREW, SET LOCK 5/16-18 X 3/8	2
7	114808	TOOLBOX WELDMENT	1
8	114814	LATCH FOLDING T LOCKABLE	1
9	114815	SEAL SPONGE RUBBER TRIM	7
10	115843	BAR BACKUP TOOLBOX MOUNTING	2
11	115877	NUT, HEAVY HEX 1/4-20 GR5	4
12	116623	DOOR WELDMENT STEEL TOOLBOX	1
13	RPRB59004X3H	BAR, ROUND 3/4 X 3-1/2 NYLATRON	2
14	117860	BRACKET, WELDMENT TOOLBOX MOUNTING	2
15	1-654-010055-01	SCREW, HEX HEAD CAP 1/2-13 X 1 GR5	6

NUMERICAL INDEX

PART	PAGE	PART	PAGE	PART	PAGE
#242 LOCKTITE	28	017802	83	097-002-00	35
0001-02	23	017806	83	100140	75
0001-04	23	020022	83	100276	75
0001-08	23	020023	83	100279	75
0001-08	25	021-038-01 (4009)	39	10030	65
0002-07	23	021040	83	100348	75
001003	83	021163	83	100401	39
005-074-00	35	024-101-01	35	100402	39
005-075-00	35	024-101-01	35	1004-3	51
005-098-00	35	034-058-07	35	1004-6	51
005-099-00	35	034-188-03	35	1005013	77
005120	83	034-189-03	35	100600	43
005-134-00	35	0375-00	25	100600	55
006098	83	040-320-01	35	1-007-010029	13
006-114-00	35	041-057-01	35	10078	45
006-115-00	35	041-060-01	35	10078	48
007-237-00	35	046-092-00	35	1008008	77
0075-20	25	046-097-00	35	100948	31
008008	83	0508-00	25	100SL	79
009052	83	05-1009	75	101062	57
009062	83	055-040-07	35	101129-1	75
010-052-00	35	055-053-00	35	101268	55
0101012	77	055-054-00	35	101268	57
0101013	77	056-010-00	35	1014-4	51
0101112	77	056-017-00	35	101449	75
01-1006	75	056-018-00	35	101848	37
011100075	09	0600-250-03000	57	101851	37
011300179	08	061-006-00	35	101852	23
011905	83	061900039	09	101852	27
011905	83	0647-01	25	101855	37
014-056-00	35	069-018-00	35	1019-4	51
014-057-00	35	069-020-00	35	10205R	15
014-058-00	35	069-078-00	35	10205Y	15
014-068-00	35	07-1061	75	1021	51
015181	83	071-124-00 (3067)	39	102186	43
015191	83	07-1201	75	102361	33
015911	83	071900019	09	102363	27
016013	83	071900195	08	102363	33
016048	83	0741-01	23	102373	67
016053	83	081900019	09	102374	67
017012	83	081900277	08	102728	15

PART	PAGE	PART	PAGE	PART	PAGE
102732	28	107599	15	112929	15
102732	29	108541	39	112929	27
102836	15	108647	15	11308	45
103055	55	108801	41	11309	48
103056	55	108802	41	11310	48
1035-20	25	1-1/4X3/4BUSH	64	113516	55
103716	65	11011	45	113517	55
103716	67	11014	49	113536	39
103717	65	11025	49	11368	45
103717	67	11026	48	11398	49
10403	15	110-4338	65	11402	48
104034	23	110437	23	11404	48
104035	15	110437	27	11405	48
104036	15	110910	43	11407	48
104037	15	110990	23	11411	48
104087	07	110991	23	11414	48
104088	07	111007	33	11419	48
104088	09	111008	33	11420	48
104089	06	111008	33	11421	48
104090	06	111010	33	11425	48
104091	06	111011	33	11426	49
104092	06	111012	33	11427	48
104553	23	111013	33	11429	48
104553	28	111014	33	11430	48
104553	31	111015	33	11431	48
1046	51	111018	33	11434	48
105-0105	64	111019	33	11435	49
105408	33	111021	29	11440	48
105479	07	111022	33	11441	48
105479	66	111023	33	11442	48
105480	07	111024	71	11445	48
105480	66	11117	45	11446	48
105481	07	11128	45	11449	48
105482	07	11129	45	114562	23
105799	73	11130	45	114562	27
105822	55	11133	45	114574	55
106-0079	59	11142	45	114575	55
106-0079	59	11144	45	114584	31
106371	15	1114-5	51	114584	37
106652	15	111696	71	114587	37
106711	07	111722	61	114588	37
106759	07	11240	45	114590	37
107-0975	85) 112493(2027—T80	39	114807	85
107598	15	112928	27	114808	85

PART	PAGE	PART	PAGE	PART	PAGE
114814	85	126589	78	1-297-010022-03	41
114815	85	126879	84	1-297-010033-02	11
115703	25	126881	84	1-297-010033-03	31
115703	35	126883	84	1-297-010033-03	41
115742	27	126886	03	1-298-010001-1	06
115843	85	126888	03	1-298-010001-1	52
115877	85	126889	03	13005	45
11599	48	126890	03	13028	46
116563	23	12767	49	13028	49
116563	27	12780	45	1-316-010013	64
116623	85	12781	48	13424	46
117304	31	12783	48	134-4560	64
117489	73	12817	46	13468	45
117493	27	128865	77	13680	45
117493	73	1-295-010001	64	13829	46
117632	66	1-295-010002	64	1-384-010038024	31
117633	66	1296	51	1-384-010038056	31
117638	61	1-297-010007-05	07	1-384-010041-2	41
11767	45	1-297-010007-11	69	1385	03
117860	85	1-297-010007-12	31	13938	48
11791	49	1-297-010007-12	41	1-394-010001	31
11799	45	1-297-010007-16	41	1-397-010262-4	73
118-2659-9	31	1-297-010008-01	11	1-397-010301025	07
11837	46	1-297-010008-01	13	1-397-010301028	71
11842	49	1-297-010008-07	28	1-397-010301048	07
119580	23	1-297-010008-18	31	1-397-010301054	07
119580	27	1-297-010008-18	69	1-397-010301108	07
12073	48	1-297-010008-20	41	1-397-010301184	07
12075	45	1-297-010008-23	31	1-397-010302050	43
120968	35	1-297-010008-24	31	1-397-010302068	43
12146	49	1-297-010008-26	31	1-397-010304048	64
122256	15	1-297-010010-03	28	1-397-010304135	65
122256	27	1-297-010010-04	28	1-397-010306032	71
12228	49	1-297-010012-16	41	1-397-010307110	71
124011	23	1-297-010013-05	11	1-397-010307216	73
124012	23	1-297-010013-11	28	1-397-010309110	71
124014	15	1-297-010015-10	41	1-397-010361036	64
124014	23	1-297-010015-11	31	1-397-010372030	71
124015	15	1-297-010017-03	31	1-397-010372120	64
124015	23	1-297-010018-02	69	14344-01	25
124016	27	1-297-010019-05	07	14345-01	25
12465	48	1-297-010019-05	69	15009	15
125130	64	1-297-010021-05	41	1-510-010001	07
126588	78	1-297-010022-02	69	1-510-010001	11

PART	PAGE	PART	PAGE	PART	PAGE
1-510-010001	23	1-512-010007-09	33	1-654-010051-03	52
1-510-010001	27	1-512-010007-11	79	1-654-010051-05	17
1-510-010001	41	1-512-010007-12	03	1-654-010051-05	67
1-510-010001	65	1-512-010010-12	03	1-654-010051-05	73
1-510-010001	73	1-533-010001	57	1-654-010051-06	43
1-510-010003-09	85	1-557-010362-40	04	1-654-010051-06	65
15-1012	75	1-557-010362-40	65	1-654-010051-06	67
15-1021	75	1-557-010362-40	67	1-654-010051-07	07
15-1024	75	1-557-010362-54	06	1-654-010051-08	23
15-1025	75	1-557-010362-54	07	1-654-010051-08	28
1-511-010001-07	23	1-557-010362-59	84	1-654-010051-08	31
1-511-010001-07	27	1-560-010002-01	69	1-654-010051-08	65
1-512-010003-02	11	1-560-010002-02	31	1-654-010051-09	11
1-512-010005-01	29	1-560-010002-04	31	1-654-010055-01	85
1-512-010005-01	61	1-560-010002-04	41	1-654-010055-02	73
1-512-010005-01	65	1-560-010002-05	31	1-654-010055-03	43
1-512-010005-03	21	1-560-010002-05	65	1-654-010055-03	43
1-512-010005-03	41	1-560-010002-07	64	1-654-010055-03	64
1-512-010005-03	65	1-573-010082	55	1-654-010055-03	73
1-512-010005-03	71	1-573-010476	55	1-654-010055-03	85
1-512-010005-05	17	1-573-010480	55	1-654-010055-04	43
1-512-010005-05	23	16-1002	75	1-654-010055-04	78
1-512-010005-05	28	1-626-010002	71	1-654-010055-05	52
1-512-010005-05	31	1-630-010021-02	23	1-654-010055-14	57
1-512-010005-05	43	1-630-010021-02	27	1-654-010055-16	43
1-512-010005-09	06	1644	51	1-654-010055-17	06
1-512-010005-09	43	1-647-010004117	57	1-654-010055-17	43
1-512-010005-09	43	1-654-010024014	11	1-654-010059-01	73
1-512-010005-09	52	1-654-010032-09	03	1-654-010059-04	79
1-512-010005-09	64	1-654-010032-4	23	1-654-010059-05	79
1-512-010005-09	73	1-654-010032-4	28	1-654-010061-03	81
1-512-010005-09	78	1-654-010047-02	13	1-654-010061-06	06
1-512-010005-13	81	1-654-010047-04	29	1-654-010061-07	03
1-512-010005-15	06	1-654-010047-06	23	1-654-010150-05	23
1-512-010005-15	81	1-654-010047-06	28	1-654-010150-05	27
1-512-010007-03	15	1-654-010047-06	61	1-654-010158-1	23
1-512-010007-03	15	1-654-010047-06	64	1-654-010158-1	28
1-512-010007-03	15	1-654-010049-03	39	1655	51
1-512-010007-03	61	1-654-010049-06	15	1-656-010003051	15
1-512-010007-05	23	1-654-010049-06	19	1-656-010003051	15
1-512-010007-05	28	1-654-010049-06	21	1-656-010003051	15
1-512-010007-06	15	1-654-010049-06	41	1-656-010003051	61
1-512-010007-06	19	1-654-010049-07	65	1-660-010006	19
1-512-010007-07	67	1-654-010049-11	71	17-1003	75

PART	PAGE	PART	PAGE	PART	PAGE
1-796-010003-01	31	1-861-010032-06	61	1-861-010034-13	33
1-796-010003-02	07	1-861-010032-07	23	1-861-010034-13	43
1-796-010003-02	17	1-861-010032-07	28	1-861-010034-13	73
1-796-010003-02	64	1-861-010032-07	65	1-861-010034-15	73
179933	39	1-861-010032-07	71	1-861-010034-15	79
18002	46	1-861-010032-07	85	1-861-010034-17	03
18002	49	1-861-010032-09	15	1865	51
18003	45	1-861-010032-09	21	1-879-010004	64
18009	45	1-861-010032-09	41	1-879-010006	64
18009	48	1-861-010032-09	65	1-879-010008	59
18015	45	1-861-010032-09	71	1-879-010010	64
18016	45	1-861-010032-10	31	1-879-010011	59
18019	45	1-861-010032-10	43	1-879-010015	61
18020	45	1-861-010032-11	04	19014	48
18022	48	1-861-010032-11	23	19045	45
18024	45	1-861-010032-11	28	19045	48
18026	45	1-861-010032-11	65	1A0290	13
18027	45	1-861-010032-11	67	1A0291	13
18028	45	1-861-010032-11	73	1A0292	13
18029	45	1-861-010032-14	73	1A0294	13
18030	45	1-861-010032-15	43	1A0709	13
18032	45	1-861-010032-15	57	1A0711	13
18033	48	1-861-010032-15	64	1A0744	13
18034	48	1-861-010032-15	73	1A0757	13
18035	48	1-861-010032-15	78	1R0017	13
18039	45	1-861-010032-15	85	1V0081	13
18044	46	1-861-010032-18	73	1V0090	13
18047	45	1-861-010032-19	81	1V0208	13
18047	48	1-861-010032-21	06	1V0360	13
18056	46	1-861-010032-21	81	1V1701	13
18078	45	1-861-010034-07	15	1V1703	13
18078	45	1-861-010034-07	15	1V1725	13
1-833-010001	07	1-861-010034-07	15	2023-8-8S	07
1-833-010001	28	1-861-010034-07	61	2024-12-12S	64
1-833-010002	28	1-861-010034-09	23	2024-8-8S	07
1-833-010002	31	1-861-010034-09	28	202702-10-8S	43
1-833-010002	41	1-861-010034-09	71	202702-6-4S	73
1-833-010002	69	1-861-010034-09	85	203005-8-8S	71
1-833-010003	31	1-861-010034-10	15	203102-12-12S	71
1-833-010003	41	1-861-010034-10	19	2045-8-12S	64
1-843-010014	39	1-861-010034-10	39	2061-6-6S	73
1-861-010032-01	11	1-861-010034-11	52	2061-8-8S	11
1-861-010032-03	15	1-861-010034-11	65	2062-12-12S	11
1-861-010032-04	61	1-861-010034-11	67	2062-12-12S	64

PART	PAGE	PART	PAGE	PART	PAGE
2062-12-12S	71	23081	46	3-125-010542	81
2062-12-8S	71	23083	46	3-128-010042	41
2062-6-4S	73	23085	46	3-128-010043-01	69
2062-8-6S	71	23245	49	3-128-010043-02	69
2062-8-8S	07	23303	45	3-136-010001-02	11
2062-8-8S	65	23310	49	3-155-010012	64
2062-8-8S	71	23353	46	3-155-010017-1	43
2081-8-6S	41	23367	48	3-155-010017-4	43
2083-8-4S	28	23470	45	3-155-010018-6	43
20852-01	25	239-8113-66	64	3-155-010025	64
2088-6-6S	31	240004008	09	3-156-010007	59
2089-6-6S	31	24032	45	3-156-010043	59
2089-6-6S	41	24213-130	25	3-156-010043	59
21044	49	2480	51	3-161-010034	11
2109-3	51	2481X	64	3-161-010034	13
211300024	08	26331	15	3-162-010001	64
2175	51	28942	48	3-174-010038	03
2177	51	28943	48	3-174-010038	43
2180	51	2A0079-404	13	3-174-010039036	03
2-181-010001	23	2A0079-406	13	3-174-010039036	43
2-181-010001	28	2A0283-7214	13	3-181-010006	71
2-181-010001	41	2A0354-121	13	3-181-010034-1	15
2-181-010001	71	2A283-7214	13	3-181-010034-1	15
2-181-010001	73	3/16X3/4CS SELF	64	3-181-010034-1	69
2183	51	3/4NIPPLE	65	3-182-010028	65
21925	45	300003	75	3-201-010001	15
21961	45	300022	75	3-201-010001	61
21964	49	300092	75	3-201-010002	64
220000212	08	300093	75	3-203-010001	64
220000212	09	3-003-010002	67	3-209-010003	59
22055	48	300427	75	3-209-010004-01	19
2263	51	3-007-010039	11	3-209-010004-01	59
2265-6	51	3-036-010034	27	3-209-010006-01	19
22695	49	3-076-010006	23	3-209-010006-01	59
22697	49	3-076-010006	27	3-220-010003	64
22703	45	31-1016	75	3-222-010224	67
22704	46	3-115-010185	67	3-238-010001	11
22729	49	3-120-010073	06	3-238-010001	13
22752	45	3-120-010124	64	3-242-010102	06
22775	45	3-120-010294	52	3-242-010102	08
22775	48	3-120-010295	52	3-242-010153	06
230001400	09	3-120-010351	73	3-242-010205	73
23078	46	3-120-010535	65	3-242-010205	75
23079	46	3-125-010241	06	3-272-010017	15

PART	PAGE	PART	PAGE	PART	PAGE
3-272-010017	17	3-311-010145	01	3-427-010003	64
3-272-010021	15	3-311-010145	84	3-432-010006	25
3-272-010021	17	3-311-010578	03	3-446-010046	31
3-272-010021	61	3-311-010835	23	346SL	01
3-272-010022	65	3-311-010835	28	3-481-010006	43
3-272-010023	61	3-311-015070	79	3-481-010006	51
3-272-010078	59	3-311-015074	79	3-481-010007	43
3-272-010078	59	3-311-015075	79	3-481-010007	51
3-272-010079	59	3-311-015078	79	3-482-010003	64
3-272-010080	59	3-352-010017-1	52	3-482-010267	71
3-272-010095	59	3-352-010017-2	52	3-482-010288	11
3-272-010121	59	3-360-010014	04	3-482-010288	13
3-272-010125	19	3-368-010125	61	3-482-010360	64
3-272-010125	21	3-368-010129	61	3-482-010575	11
3-272-010148-01	19	3-368-010245-01	19	3-485-010001	23
3-272-010148-03	19	3-368-010245-01	61	3-485-010001	27
3-272-010148-06	19	3-368-010246	19	3-547-010038	64
3-272-010165-01	17	3-368-010282	17	3-557-010032	07
3-272-010165-02	17	3-368-010283	21	3-557-010033	06
3-272-010168-01	21	3-368-010284	21	3-557-010033	07
3-272-010168-02	21	3-368-010289	15	3-557-010120	07
3-272-010168-03	21	3-368-010290	15	3-557-010375	57
3-272-010168-04	21	3-368-010294	31	3-557-010383	52
3-272-010169	15	3-375-010140	03	3-565-010770	52
3-272-010170	15	3-375-010140	81	3-573-010025	55
3-273-010006	64	3-375-010147	03	3-573-010031	55
3-273-010035	64	3-375-010152	03	3-573-010034	55
3-273-010035-01	64	3-375-010611	79	3-573-010038	55
3-276-010715	57	3-375-010613-01	03	3-573-010040	55
3-276-010716	57	3-375-010613-02	03	3-573-010041	55
3-276-010748	57	3-375-010613-03	03	3-573-010042	55
3-276-010749	57	3-375-010613-04	03	3-573-010043	55
3-276-010750	57	3-375-010621	03	3-573-010048	55
3-276-010751	57	3-382-010019	03	3-573-010049	55
3-276-010752	57	3-384-010025	31	3-573-010060	55
3-276-010753	57	3-406-010024	01	3-573-010189	55
3-276-010754	57	3-407-010066-5	71	3-573-010202	55
3-276-010755	57	3-407-010072-01	06	3-573-010210	55
3-276-010756-1	57	3-407-010072-02	06	3-573-010273	17
3-279-010037	59	3-407-010072-03	06	3-573-010273	55
3-279-010037	59	3-407-010072-04	06	3-573-010377	55
3-299-010016	07	3-423-010035	83	3-573-010377	57
3-304-010083-01	04	3-423-010036	81	3-573-010437	15
3-304-010083-02	04	3-423-010037	81	3-573-010500	55

PART	PAGE	PART	PAGE	PART	PAGE
3-573-010501-01	55	3-843-010025	11	516-22PTL	57
3-573-010501-02	55	3-843-010038	41	541-0197	65
3-573-010502	55	3-846-010008	11	542-7101	65
3-573-010506	55	3-846-010008	13	55B61	31
3-573-010506	64	3-846-010056	73	55B61-6	41
3-591-010022	64	3-846-010056	77	55B61-7	41
3-645-010049	52	3-846-010163-01	07	56D4	31
3-654-010129-1	04	3-846-010163-01	11	59P8	15
3-659-010012	39	3-846-010163-05	07	59P8	59
3-681-010098	73	3-846-010163-05	11	59P8	59
3-711-010055	11	3-846-010163-05	19	59P8	59
3-711-010055	13	3-846-010163-07	07	59S-7	15
3-720-010010	43	3-846-010163-07	11	59W-2-3	15
3-720-010030	25	3-846-010163-07	19	59W-2-3	19
3-744-010046	64	3-846-010163-10	07	59W-2-3	21
3-755-010189-03	23	3-846-010163-10	11	60015Y	15
3-755-010189-03	28	3-846-010163-10	19	6009250	77
3-755-010189-03	31	3-861-010038	06	6029520	77
3-755-010189-1	23	3-870-010012	39	6029521	77
3-755-010189-1	28	3-870-010097	39	6-102-010009	81
3-755-010406	64	3-873-010122	43	622-3511-008	23
3-762-010017	23	3-873-010122	45	622-3511-008	28
3-762-010017	27	3-873-010123	43	63680	39
3-762-010691-1	23	3-873-010123	48	6400000	77
3-762-010691-1	25	3-873-010124	43	6401003	77
3-765-010001	19	3-873-010126-2	43	6402000	77
3-765-010001	59	3-873-010129-2	43	6404002	77
3-765-010005	64	3-873-010165	43	6405000	77
3-774-010002	65	4010500	77	64181	17
3-780-010002	23	4010520	77	6600	65
3-780-010002	28	4010530	77	68CA-2-2	11
3-783-010013P	64	4011702	77	68CA-2-2	13
3-786-010077	64	4014240	77	701140	83
3-793-010040	43	4023150	77	701178	83
3-793-010041	43	4023774	77	712205	83
380-1	23	4Z4306	13	750-029	61
380-1	28	5/8-18 HFN	23	758-181	31
380-2	23	5/8-18HFN	27	7HCGHT500	43
380-2	28	500177	83	805-2	23
3-821-010005	23	500212	83	805-2	28
3-821-010005	28	500213	83	805-2	64
3-843-010015	11	5029	23	81006	45
3-843-010023	11	5029	28	81009	45
3-843-010024	11	514-9045-66	65	81025	45

PART	PAGE	PART	PAGE
81077	48	M110C-1	51
81078	48	NB-2-016	11
81080	48	NB-2-016	11
81081	48	PA-2328-2	51
81082	48	PMC5624	07
81264	15	PMC5624	09
81530	45	PMCK-5600	09
88005	49	PMCK-AD-461	08
900 45 040	33	RPRB59004X3H	85
900 54 007	29	RRT159 X 0.5	27
900-08-139	33	RRT159X0.5	23
90008184	33	RWD39000	04
9001-B255	59	T7292	25
9001-B256	59	TR573	39
9001-BW70YU	59		
900-36-177	33		
905 54 107	29		
905 57 129	33		
905-54-107	07		
905-54-107	69		
93201057	33		
934 00 149	33		
934 00 492	33		
936 00 077	33		
93908009	33		
941 00 119	29		
94100590	33		
94100648	33		
94100685	33		
94100787	33		
94100790	33		
A6760S	69		
CA-1595	64		
CO-975-74-2000	57		
D-2H12	35		
DB-10	59		
HM212011	39		
HM212049	39		
HM218210	39		
HM218248	39		
K71-101-00	35		
K71-133-00	35		
K71-460-00	35		
M110AB-4	51		

