Hydraulic Worm Gear Winches

RAMSEY WINCH

ramsey.com

CHOICE OF PROFESSIONALS

Table of Contents

Table of contents and limited warranty excerpt……2
Hydraulic Worm Gear Selection Chart……...…3
H-7 Series winches and H-8 Series winches……4-5
H-200 Series winches ……...6-7
H-300 Series winches and HDG-350 Series winches……8-9
H-400 Series winches and H-600 Series winches……..10-11
H-700 Series winches and H-800 Series winches……..12-13
H-930 Series winches and options for Hydraulic Worm Gear winches……..14-15

How to Select a Winch

1. Determine the line pull required.

2. Determine the size (diameter) and length of cable required.

3. Where will the line load occur–on the first layer of cable on the drum barrel? The second? The third? Refer to the Line Pull and Cable Capacity Per Layer charts in Ramsey performance data on page 3 to determine the proper size winch to meet these line size, length and load requirements.

4. Select the proper winch model and determine the first layer rating required (all performance charts in this brochure are based on the first layer line pull ratings. All winches are rated based on first layer).

EXAMPLE: Customer" A" has a load that requires a 10,000 lb. line pull and has selected 60 ft. of 9/16" cable as the optimum length covering most of his use. His design requires a low mount winch.

Referring to the charts in the performance data, he notes that 60 ft. of 9/16" cable will build up to three layers on a Model 700* and that the winch provides 10,500 lbs. maximum allowable line pull on the third layer.

The **first layer line pull rating** of the Model H-700 (15,000 lbs.) is now used by customer "A" to determine the hydraulic pressure (P.S.I.) required to provide 10,000 lbs. pull on the 3rd layer as shown on the Model H-700 performance data in this manual.

Line speeds shown on the charts in the brochure are also based on the first layer.
(First layer line speeds are the slowest of any layer.)

*For performance using wire sizes other than the recommended size, contact the factory.

WARNING

Winches are not to be used to lift, support or otherwise transport personnel. A minimum of five (5) wraps of cable around the drum is necessary to support the rated load. Cable clamp is not designed to hold the load.

Limited Warranty Excerpt

Ramsey Winch warrants each new winch to be free from defects in workmanship for a period of one (1) year from date of purchase. The obligation under this warranty, statutory or otherwise, is limited to the replacement or repair at our factory of such part or parts as shall appear to us upon inspection to be defective in materials and workmanship. Complete warranty statement packed with each item.

Hydraulic Worm Gear Selection Chart

Performance Data

	Winch Rating (LBS)	Winch Model	Recom-mended Wire Rope Size (INCH) (MM)	Minimum System Pressure for Rated Pull (PSI)	Maximum System Flow (GPM)	Worm Gear Ratio	1st Layer			2nd Layer			3rd Layer			4th Layer			5th Layer		
							Line Pull (LBS) (KGS)	Cable Cap. (Ft) (M)	Line Speed (FPM) (MPM)	Line Pull (LBS) KGS)	Cable Cap. (Ft) (M)	Line Speed (FPM) (MPM)	Line Pull (LBS) KGS)	Cable Cap. (Ft) (M)	Line Speed (FPM) (MPM)	Line Pull (LBS) KGS)	Cable Cap. (Ft) (M)	Line Speed (FPM) (MPM)	Line Pull (LBS) KGS)	Cable Cap. (Ft) (M)	Line Speed (FPM) (MPM)
*	3000	**H-7**	1/4 6	750	15	38:1	3000 1350	10 3.0	16 5.0	2600 1170	20 6.0	19 5.8	2200 900	35 10.0	21 6.3	2000 900	50 15.0	24 7.2	1800 810	70 21.0	27 8.2
*	4000	**HX-7**	1/4 6	750	15	38:1	3000 1350	15 4.0	16 5.0	2600 1170	40 12.0	19 5.8	2200 900	65 19.0	21 6.3	2000 900	95 28.0	24 7.2	1800 810	125 38.0	27 8.2
*	8000	**H-8B**	5/16 8	1000	15	38:1	4000 1810	15 4.0	17 5.1	3300 1490	30 9.0	20 6.0	2900 1310	55 16.0	23 6.9	2500 1130	80 24.0	26 7.9			
	8000	**H-200** **HY-200**	3/8 9	1500	15	60:1	8000 3620	25 8.0 15 4.0	12 3.8	6700 3030	60 18.0 30 9.0	15 4.5	5700 2580	95 30.0 55 16.0	17 5.3	5000 2260	140 43.0 75 22.0	20 6.0			
	8000	**H-246** **HY-246**	3/8 9	1800	15	46:1	8000 3620	25 8.0 15 4.0	16 5.0	6700 3030	60 18.0 30 9.0	19 5.9	5700 2580	95 30.0 55 16.0	22 6.6	5000 2260	140 43.0 75 22.0	26 7.9			
	8000	**HD-200** **HDY-200** (3.6 CU IN MOTOR)	3/8 9	1700	15	30:1	8000 3620	25 8.0 15 4.0	32 9.7	6700 3030	60 18.0 30 9.0	38 11.5	5600 2520	95 30.0 55 16.0	45 13.7	5000 2260	140 43.0 75 22.0	51 15.5			
	8000	**HD-234** **HDY-234** (3.6 CU IN MOTOR)	3/8 9	2375	15	34:1	8000 3620	25 8.0 15 4.0	28 8.5	6700 3030	60 18.0 30 9.0	34 10.3	5700 2610	95 30.0 55 16.0	39 11.8	5000 2260	140 43.0 75 22.0	44 13.3			
	9000	**H-300** **HY-300**	3/8 9	1750	15	60:1	9000 4070	25 8.0 15 4.0	12 3.8	7500 3390	60 18.0 30 9.0	15 4.5	6400 2890	95 30.0 55 16.0	17 5.3	5600 2530	140 43.0 75 22.0	20 6.0			
	9000	**H-346** **HY-346**	3/8 9	2000	15	46:1	9000 4070	25 8.0 15 4.0	16 5.0	7500 3390	60 18.0 30 9.0	19 5.9	6400 2890	95 30.0 55 16.0	22 6.6	5600 2530	140 43.0 75 22.0	26 7.9			
	10,000	**HDG-350** **HDGY-350**	7/16 11	2000	15	30:1	10,000 4540	20 6.0 15 4.0	32 9.7	8100 3670	50 15.0 30 9.0	38 11.5	6900 3120	85 25.0 55 16.0	44 13.3						
A A	10,000	**H-400** **HG-400**	7/16 11	2800	23	29:1	10,000 4540	25 7.0	30 10.0	8200 3710	55 16.0	40 12.0	6900 3120	90 27.0	53 16.0	6000 2710	130 39.0	53 16.0			
A* A*	10,000	**HY-400** **HGY-400**	7/16 11	3000	23	29:1	10,000 4540	20 6.0	33 10.5	8300 3760	45 13.0	40 12.3	7100 3210	70 21.0	47 14.5	6200 2800	105 31.0	54 16.0			
A* A* A*	12,000	**H-600** **HY-600** **HX-600**	1/2 13	2750	25	40:1	12,000 5430	20 6.0 15 4.0 30 9.0	25 7.6	9800 4430	55 16.0 40 12.0 65 19.0	31 9.4	8300 3750	90 27.0 65 19.0 110 33.0	37 11.2	7200 3260	130 39.0 95 28.0 165 50.0	42 12.7	6300 2850	180 54.0 135 39.0 225.0 68.0	48 14.5
A* A*	15,000	**H-700** **HX-700**	9/16 14	2750	30	35:1	15,000 6790	20 6.0 35 10.0	27 8.2	12,300 5570	50 15.0 75 22.0	33 10.0	10,500 4750	85 25.0 125 38.0	38 11.5	9100 4120	125 38.0 185 56.0	44 13.3	8100 3660	170 51.0 250 76.0	50 15.2
A* A*	20,000	**H-800** **HY-800**	5/8 16	2200	30	40:1	20,000 9060	35 10.0 20 6.0	18 5.4 18 5.5	16,600 7520	75 22.0 45 13.0	22 6.6 21 6.3	14,200 6430	125 38.0 75 22.0	26 7.9 25 7.6	12,400 5610	180 54 110 33	29 8.8 28 8.5	11,000 4980	240 72.0 150 45.0	33 10.0 31 9.4
	30,000	**H-930**	3/4 19	2500	35	41:1	30,000 13,590	25 7.0	13 3.9	24,500 11,090	65 19.0	17 5.3	20,700 9370	105 31.0	20 6.0	18,000 8150	155 47.0	24 7.2			

* Last layer does not conform to SAE Standard J706.
A-Standard rating listed. Higher SAE J706 ratings available–contact factory.

H-7 Series

- Rated Line pull 3,000lbs
- Recommended cable 1/4”
- Blocked Clutch
- Meets SAE-J706
- Made in the USA

Applications

- Towing & Recovery
- Petroleum
- Forestry
- Mining
- Construction
- Refuse

Specifications

Rated Line Pull	3,000 lbs.....(1,350 kgs)
Gear Reduction	..... 38:1
Weight (without cable)	H-7..... 35 lbs. (16 kgs) HX-7..... 42 lbs. (19 kgs)

Hydraulic Systems Performance

H7/Hx7 Models only

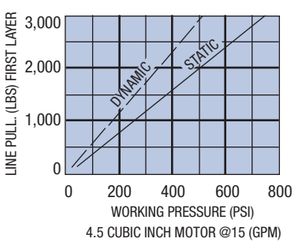

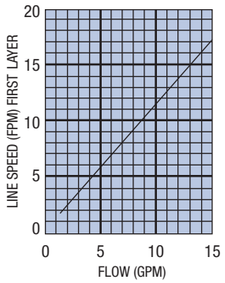

LAYER OF CABLE		1	2	3	4	5**
RATED LINE PULL PER LAYER	Lbs. Kgs.	3,000 1,350	2,600 1,170	2,200 990	2,000 900	1,800 810
*H-7 DRUM CABLE CAPACITY PER LAYER 3 1/2” DRUM	Ft. M.	10 3.0	20 6.0	35 10.0	50 15.0	70 21.0
*HX-7 DRUM CABLE CAPACITY PER LAYER 6 7/16” DRUM	Ft. M.	15 4.0	40 12.0	65 19.0	95 28.0	125 38.0
LINE SPEED	Worm RPM	FPM (MPM)	FPM (MPM)	FPM (MPM)	FPM (MPM)	FPM (MPM)
H-7/HX-7 MODELS	750	16 (5.0)	19 (5.8)	21 (6.3)	24 (7.2)	27 (8.2)

* These specifications are based on recommended cable of (6mm) 1/4” galvanized aircraft cable
** 5th Layer does not conform to SAE J706

Overall Dimensions

H7/Hx7 Models only

WINCH MODEL	A INCHES MM	B INCHES MM	C INCHES MM	D INCHES MM	E INCHES MM	F INCHES MM	G INCHES MM
H-7	12.00 304.8	1.75 44.5	8.96 227.6	4.94 125.5	3.50 88.9	2.41 61.2	5.54 140.7
HX-7	18.00 457.2	3.25 82.6	11.90 302.3	7.88 200.2	6.44 163.5	3.88 98.6	8.50 215.9

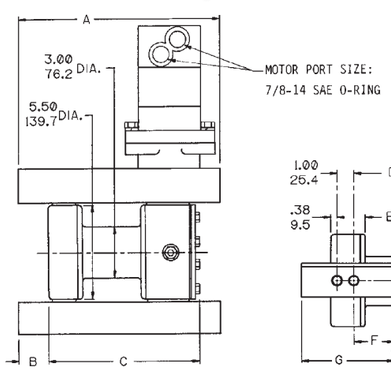

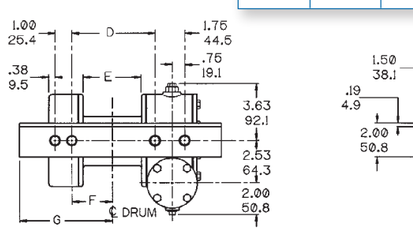

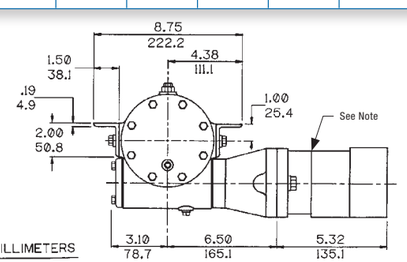

DIMENSIONS SHOWN ARE INCHES OVER MILLIMETERS

Note: Motor shown for H-7/HX-7 models only. 7/X-7 models have a .75 DIA keyed shaft.

H-8 Series

- Rated Line pull 4,000lbs
- Recommended cable 5/16”
- Meets SAE-J706
- Made in the USA



Applications

- Towing & Recovery
- Petroleum
- Forestry
- Mining
- Construction
- Refuse

Specifications

Rated Line Pull	4,000 lbs.....(1,810 kgs)
Gear Reduction	..... 38:1
Weight (without cable)	H-8B.....75 lbs. (34 kgs)

Hydraulic Systems Performance

H-8B Models only

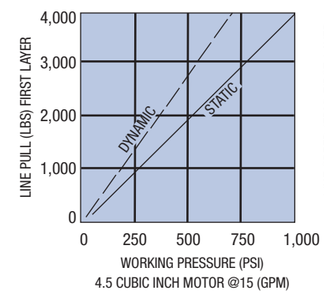

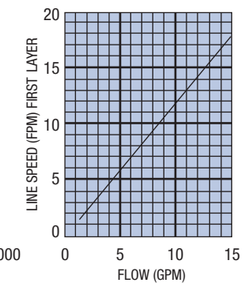

LAYER OF CABLE		1	2	3	4**
RATED LINE PULL PER LAYER	Lbs. Kgs.	4,000 1,810	3,300 1,490	2,900 1,310	2,500 1,130
*DRUM CABLE CAPACITY PER LAYER 6 3/8” DRUM	Ft. M.	15 4.0	30 9.0	55 16.0	80 24.0
LINE SPEED	Worm RPM	FPM (MPM)	FPM (MPM)	FPM (MPM)	FPM (MPM)
H-8B MODELS	750	17 (5.1)	20 (6.0)	23 (6.9)	26 (7.9)

* These specifications are based on recommended 5/16” diameter EIPS cable.
** 4th Layer does not conform to SAE J706

Overall Dimensions

H-8B Models only

WINCH MODEL	A INCHES MM	B INCHES MM	C INCHES MM	D INCHES MM	E INCHES MM	F INCHES MM	G INCHES MM
8B/H8-B	21.00 533.4	2.00 50.8	13.59 345.1	8.78 223.0	6.37 161.8	4.77 121.2	11.02 279.9

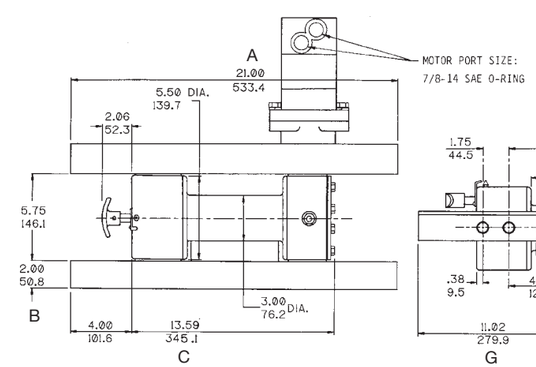

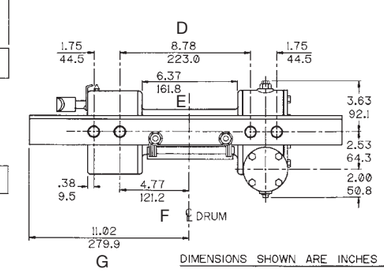

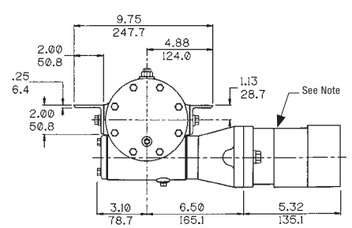

DIMENSIONS SHOWN ARE INCHES OVER MILLIMETERS

Note: Motor shown for H-8B models only.

H-200 Series

- Rated Line pull 8,000lbs
- Recommended cable 3/8”
- Meets SAE-J706
- Made in the USA

Applications

- Towing & Recovery
- Petroleum
- Forestry
- Mining
- Construction
- Refuse

Overall Dimensions

H-200/HY-200 Models only

WINCH MODEL	A INCHES MM	B INCHES MM	C INCHES MM	D INCHES MM
H-200	7.78 197.6	11.31 287.3	8.94 227.0	13.12 333.3
HY-200	5.28 134.1	6.31 160.3	11.44 290.5	8.12 206.3

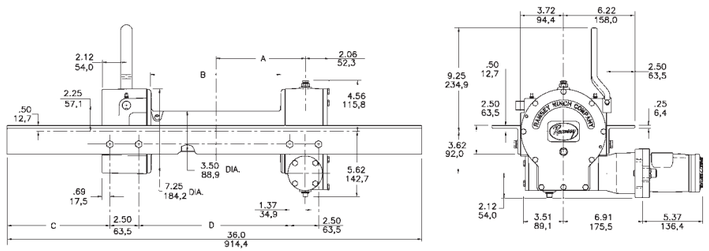

Lever Style Clutch

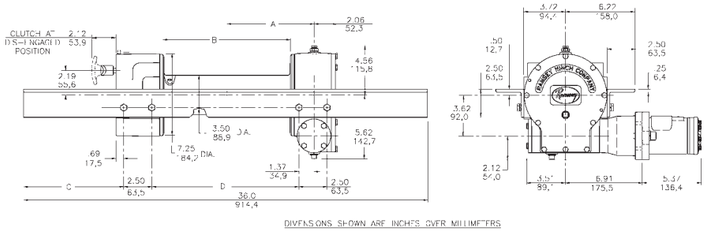

RAM-LOK® Clutch

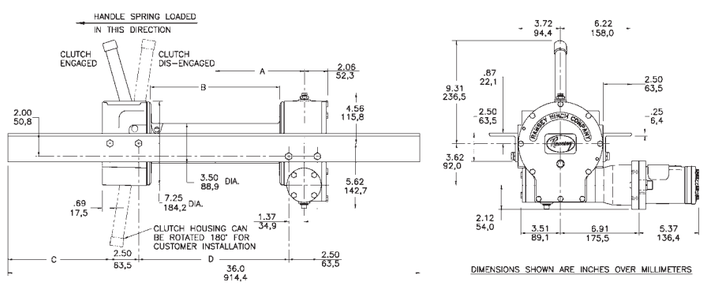

DOW-LOK® Clutch

MADE IN THE USA

Specifications

Rated Line Pull	8,000 lbs.....(3,620 kgs)	
Gear Reduction	H-200.....60:1 H-246.....46:1 HD-200.....30:1 HD-234.....34:1	
Weight	H-200/H-246/HD-200/HD-234.....110 lbs. (50 kgs) HY-200/HY-246/HDY-200/HDY-234.....105 lbs. (48 kgs)	

LAYER OF CABLE		1	2	3	4
RATED LINE PULL PER LAYER	Lbs. Kgs.	8,000 3,620	6,700 3,030	5,700 2,610	5,000 2,290
LONG DRUM CABLE CAPACITY PER LAYER 11 5/16” DRUM	Ft. M.	25 8.0	60 18.0	95 30.0	140 43.0
SHORT “Y” DRUM CABLE CAPACITY PER LAYER 6 5/16” DRUM	Ft. M.	15 4.0	30 9.0	55 16.0	75 22.0
LINE SPEED	Worm RPM	1	2	3	4
H-200 HY-200	FPM MPM	750	12 3.8	15 4.5	17 5.3	20 6.0
H-246 HY-246	FPM MPM	750	16 5.0	19 5.9	22 6.6	26 7.9
**HD-200 **HDY-200	FPM MPM	750	32 7.6	38 9.1	45 10.6	51 12.1
**HD-234 **HDY-234	FPM MPM	750	28 8.5	34 10.3	39 11.8	44 13.3

* These specifications are based on recommended 3/8 ” diameter EIPS cable.

** Performance based on motor displacement of 3.6 CU IN with 15 GPM maximum flow rate.

Hydraulic Systems Performance

H-200/H-246/HD-200/HD-234/HY-200/HY-246/HDY-200/HDY-234 Models only

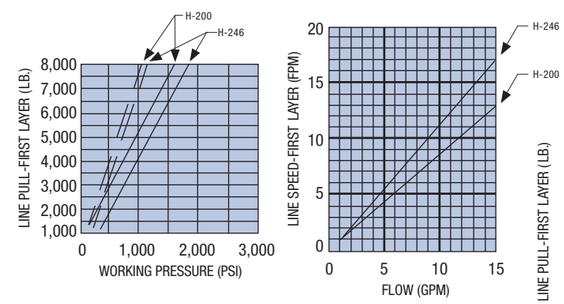

H-200 / H-246 Performance*
8,000 LB. duty rating
60:1 gear ratio (H-200)
46:1 gear ratio (H-246)

* Performance based on a motor displacement of 4.5 CU in with 15 GPM maximum flow rate.

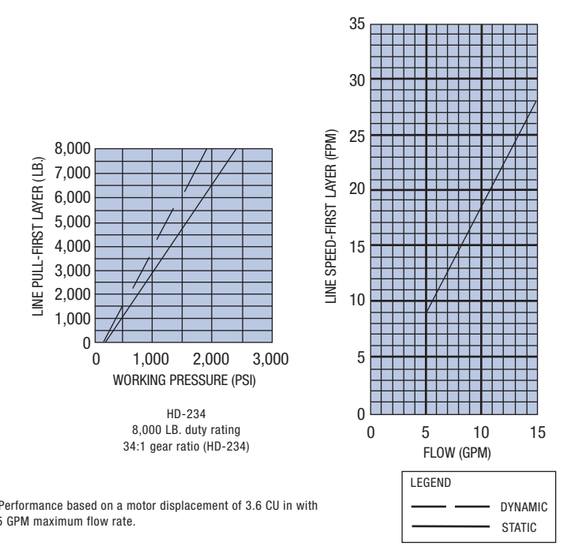

HD-234
8,000 LB. duty rating
34:1 gear ratio (HD-234)

* Performance based on a motor displacement of 3.6 CU in with 15 GPM maximum flow rate.

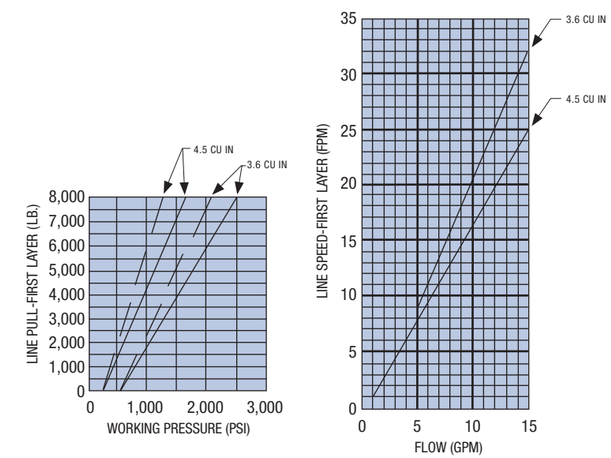

HD-200
8,000 LB. duty rating
30:1 gear ratio (HD-200)

* Performance based on a motor displacement of 3.6 and 4.5 CU in with 15 GPM maximum flow rate.

H-300 Series

- Rated Line pull 9,000lbs
- Recommended cable 3/8”
- Meets SAE-J706
- Made in the USA

Specifications

Rated Line Pull	9,000 lbs.....(4,070 kgs)
Gear Reduction	H-300.....60:1 H-346.....46:1
Weight	H-300/H-346..... 110 lbs. (50 kgs) HY-300/HY-346.....105 lbs. (48 kgs)

LAYER OF CABLE		1	2	3	4
RATED LINE PULL PER LAYER	Lbs. Kgs.	9,000 4,070	7,500 3,390	6,400 2,890	5,600 2,530
*LONG DRUM CABLE CAPACITY PER LAYER 11 5/16” DRUM	Ft. M.	25 8.0	60 18.0	95 30.0	140 43.0
*SHORT “Y” DRUM CABLE CAPACITY PER LAYER 6 5/16” DRUM	Ft. M.	15 4.0	30 9.0	55 16.0	75 22.0
LINE SPEED		Worm RPM	1	2	3	4
H-300 HY-300	FPM MPM	750	12.6 3.8	15.1 4.5	17.5 5.3	20.0 6.0
H-346 HY-346	FPM MPM	750	16.5 5.0	19.7 5.9	22.0 6.6	26.0 7.9

* These specifications are based on recommended 3/8 inch (9mm) EIPS cable.

Applications

- Towing & Recovery
- Petroleum
- Forestry
- Mining
- Construction
- Refuse

Hydraulic Systems Performance

H-300/HY-300 Models only

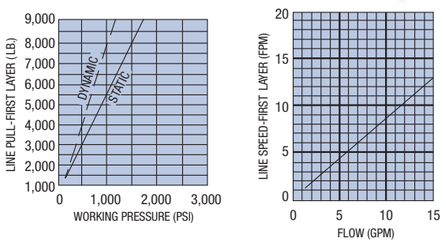

H-300 Performance*
9,000 LB. duty rating
60:1 gear ratio

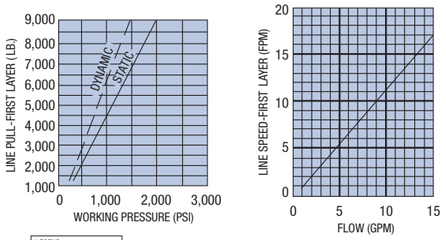

H-346 Performance*
9,000 LB. duty rating
46:1 gear ratio

LEGEND
DYNAMIC
STATIC

* Performance based on a motor displacement of 4.5 CU in with 15 GPM maximum flow rate.

Overall Dimensions

H-300/HY-300 Models only

WINCH MODEL	A INCHES MM	B INCHES MM	C INCHES MM	D INCHES MM
H-300	7.78 197.6	11.31 287.3	8.94 227.0	13.12 333.3
HY-300	5.28 134.1	6.31 160.3	11.44 290.5	8.12 206.3

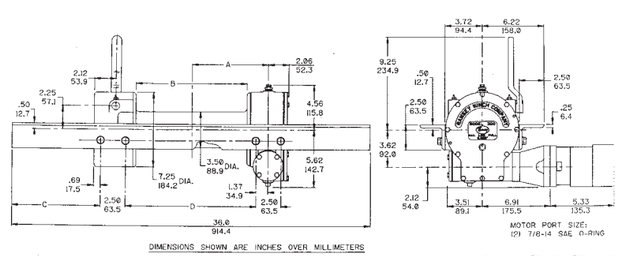

Lever Style Clutch

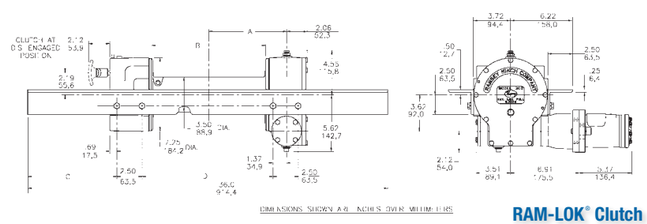

RAM-LOK® Clutch

Note: Motor shown for H-300/HY-300 models only.

HDG-350 Series

- Rated Line pull 10,000lbs
- Recommended cable 7/16”
- Meets SAE-J706
- Made in the USA

*Specifications: Conforms to SAE J706

Rated Line Pull	10,000 lbs.....(4,536 kgs)
Gear Reduction	HDG-350.....30:1
Weight (without cable)	HDG-350.....110 lbs. (50 kgs) HDGY-350..... 105 lbs. (48 kgs)
Duty Cycle (ft.)	(ft.).....183

LAYER OF CABLE		1	2	3
*RATED LINE PULL PER LAYER	Lbs. Kgs.	10,000 4,536	8,100 3,670	6,900 3,120
*CABLE CAPACITY PER LAYER 11 5/16” DRUM	Ft. M.	20 6.0	50 15.0	85 25.0
*SHORT “Y” DRUM CABLE CAPACITY PER LAYER 6 5/16” DRUM	Ft. M.	15 4.0	30 9.0	55 16.0
*LINE SPEED	Worm RPM	FPM (MPM)	FPM (MPM)	FPM (MPM)
HDG-350 HDGY-350	750	32 (9.7)	38 (11.5)	44 (13.3)

* These specifications are based on recommended wire rope of 7/16 inch dia. EIPS cable.

Applications

- Towing & Recovery
- Petroleum
- Forestry
- Mining
- Construction
- Refuse

Hydraulic Systems Performance

HDG-350 Models only

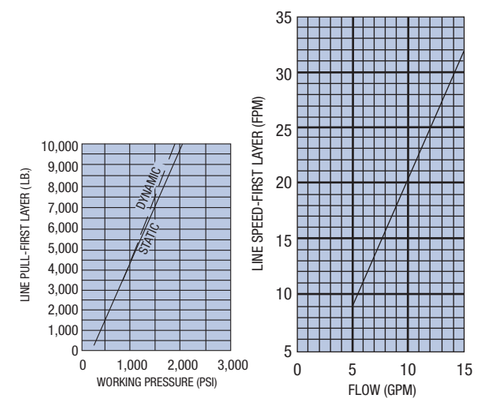

HDG-350R Performance
10,000 LB. duty rating
30:1 gear ratio
with 3.6 C.I.D. Motor

LEGEND
DYNAMIC
STATIC

* Performance based on a motor displacement of 3.6 CU in with 15 GPM maximum flow rate.

Overall Dimensions

HDG-350 Models only

WINCH MODEL	A INCHES MM	B INCHES MM	C INCHES MM	D INCHES MM
HDG-350	7.78 197.6	11.31 287.3	8.94 227.0	13.12 333.3
HYDG-350	5.28 134.1	6.31 160.3	11.44 290.50	8.12 206.30

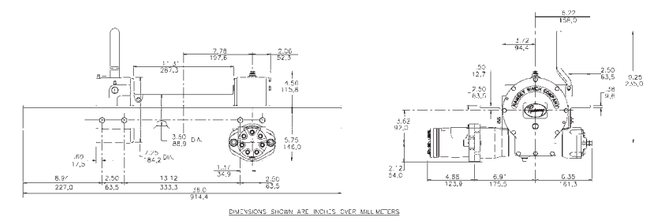

Lever Style Clutch

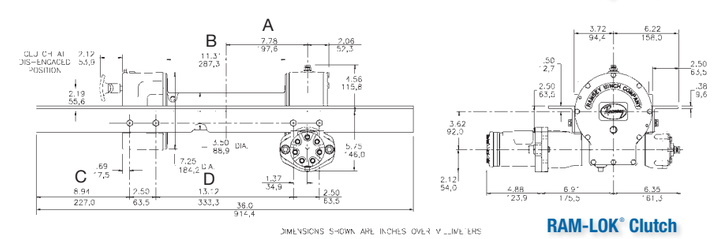

RAM-LOK® Clutch

H-400 Series

- Rated Line pull 10,000lbs
- Recommended cable 7/16”
- Meets SAE-J706
- Made in the USA

Applications

- Towing & Recovery
- Petroleum
- Forestry
- Mining
- Construction
- Refuse

Hydraulic Systems Performance

H-400 Models only

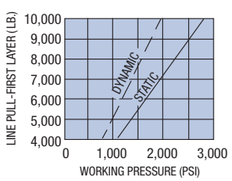

H-400, HY-400 Performance*
10,000 LB. duty rating
29:1 gear ratio

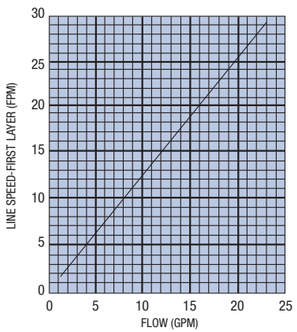

LEGEND
DYNAMIC
STATIC

* Performance based on a motor displacement of 6.2 CU in with 23 GPM maximum flow rate.

Specifications

Rated Line Pull	10,000 lbs.……(4,530 kgs)
Gear Reduction	400/H-400……..29:1
Weight	H-400/HY-400……150 lbs. (68 kgs) HG-400/HY-400……...160 lbs. (73 kgs)

LAYER OF CABLE		1	2	3	4
RATED LINE PULL PER LAYER FOR H-400/HG-400	Lbs. Kgs.	10,000 4,530	8,200 3,710	6,900 3,120	6,000 2,710
RATED LINE PULL PER LAYER FOR HY-400/HGY-400	Lbs. Kgs.	10,000 4,530	8,300 3,760	7,100 3,210	6,200** 2,800
*LONG DRUM CABLE CAPACITY PER LAYER 11 5/8” DRUM H-400/HG-400	Ft. M.	25 7.0	55 16.0	90 27.0	130 39.0
*SHORT “Y” DRUM CABLE CAPACITY PER LAYER 8 3/4” DRUM HY-400/HGY-400	Ft. M.	20 6.0	45 13.0	70 21.0	105 ** 31.0
LINE SPEED	Worm RPM	1	2	3	4
H-400/HG-400	FPM MPM	840	33 10.0	40 12.0	47 14.0	53 16.0
HY-400 HGY-400	FPM MPM	840	34 10.5	40 12.3	47 14.5	54 ** 16.6

* These specifications are based on recommended 7/16 inch (9mm) EIPS cable.

** 4th layer does not conform to SAE J706

Overall Dimensions

H-400 Models only

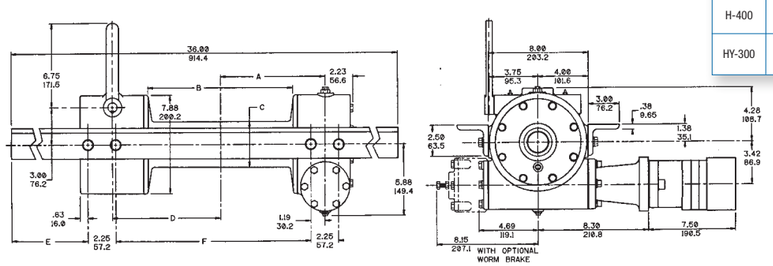

WINCH MODEL	A INCHES MM	B INCHES MM	C INCHES MM	D INCHES MM	E INCHES MM	F INCHES MM
H-400	8.44 214.4	11.63 295.4	3.63 92.2	8.75 222.3	7.87 199.9	15.75 400.1
HY-300	700 177.8	8.75 222.3	4.00 101.6	7.32 185.9	9.31 236.5	12.88 327.2

Note: Motor shown for H-400/HY-400 models only.

H-600 Series

- Rated Line pull 12,000lbs
- Recommended cable 1/2”
- Meets SAE-J706
- Made in the USA

Applications

- Towing & Recovery
- Petroleum
- Forestry
- Mining
- Construction
- Refuse

Hydraulic Systems Performance

H-600 Models only

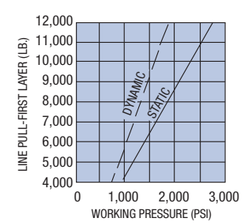

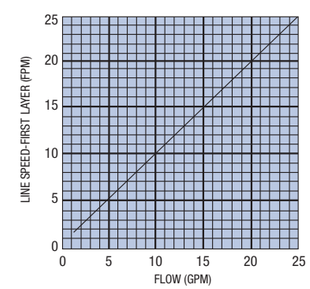

H-600, HY-600,HX-600
Performance*
12,000 LB. duty rating
40:1 gear ratio

LEGEND
DYNAMIC
STATIC

* Performance based on a motor displacement of 6.2 CU in with 25 GPM maximum flow rate.

Specifications

Rated Line Pull	12,000 lbs.……(5,430 kgs)
Gear Reduction	H-600……40:1
Weight	H-600….…… 185 lbs. (84 kgs) HY-600…… 180 lbs. (82 kgs) HX-600……195 lbs. (80 kgs)

LAYER OF CABLE		1	2	3	4	5 **
RATED LINE PULL PER LAYER H-600	Lbs. Kgs.	12,000 5,430	9,800 4,430	8,300 3,750	7,200 2,850	6,300 2,850
*STANDARD DRUM CABLE CAPACITY PER LAYER 11 3/4” DRUM H-600	Ft. M.	20 6.0	55 16.0	90 27.0	130 39.0	180 54.0
*SHORT “Y” DRUM CABLE CAPACITY PER LAYER 8 3/4” DRUM HY-600	Ft. M.	15 4.0	40 12.0	65 19.0	95 28.0	135 39.0
*LONG DRUM CABLE CAPACITY PER LAYER 14 11/16” DRUM HX-600	Ft. M.	30 9.0	65 19.0	110 33.0	165 50.0	225 68.0
LINE SPEED	Worm RPM	1	2	3	4	5
H-600 HY-600 HX-600	FPM MPM	890	25 7.6	31 9.4	37 11.2	42 12.7	48 14.5

* These specifications are based on recommended 1/2 inch (13mm) EIPS cable.

** 5th layer does not conform to SAE J706

Overall Dimensions

H-600 Models only

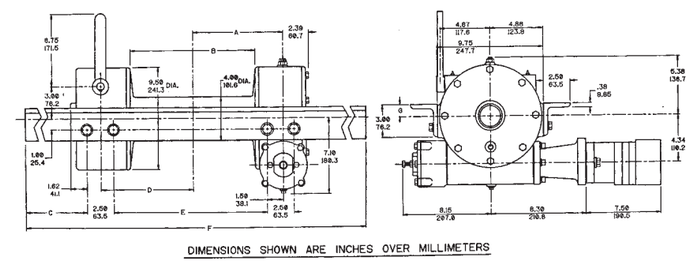

WINCH MODEL	A INCHES MM	B INCHES MM	C INCHES MM	D INCHES MM	E INCHES MM	F INCHES MM	G INCHES MM
H-600	8.44 214.4	11.75 298.5	10.31 262.0	8.75 222.3	14.44 366.7	40.00 1016.0	1.13 28.7
HY-600	7.00 177.8	8.75 222.3	9.72 246.9	7.31 185.7	11.56 293.7	36.00 914.4	1.06 26.9
HX-600	10.12 257.0	14.69 373.1	10.63 270.0	10.41 264.4	17.75 450.9	44.00 117.6	1.06 26.9

H-700 Series

- Rated Line pull 15,000lbs
- Recommended cable 9/16”
- Meets SAE-J706
- Made in the USA



Applications

- Towing & Recovery
- Petroleum
- Forestry
- Mining
- Construction
- Refuse

Hydraulic Systems Performance

H-700 Models only

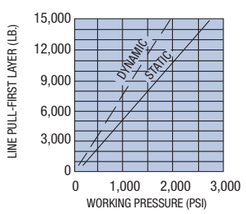

H-700 Performance
15,000 LB. duty rating
35:1 gear ratio

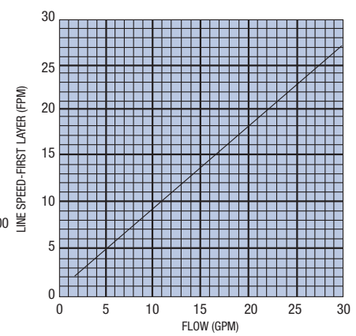

LEGEND
DYNAMIC
STATIC

* Performance based on a motor displacement of 9.6 CU in with 30 GPM maximum flow rate.

*Specifications: Conforms to SAE J706

Rated Line Pull	15,000 lbs.……(6,790 kgs)
Gear Reduction	All Models……..35:1
Weight	H-700……..258 lb. (117 Kgs.)

LAYER OF CABLE			1	2	3	4	5**
RATED LINE PULL ALL MODELS		Lbs Kgs	15,000 6,790	12,300 5,570	10,500 4,750	9,100 4,120	8,100 3,660
*CABLE CAPACITY PER LAYER 11" DRUM H-700		Ft. M.	20 6.0	50 15.0	85 25.0	125 38.0	170 51.0
*CABLE CAPACITY PER LAYER 16" DRUM HX-700		Ft. M.	35 10.0	75 22.0	125 38.0	185 56.0	250 76.0
LINE SPEED		Worm RPM	1	2	3	4	5**
H-700	FPM MPM	713 (30GPM)	27 8.2	33 10.0	38 11.5	44 13.3	50 15.2

* These specifications are based on recommended cable of 9/16 inch (14mm) 6x19 EIPS cable.

** Fifth layer does not conform to SAE J706.

Overall Dimensions

H-700 Models only

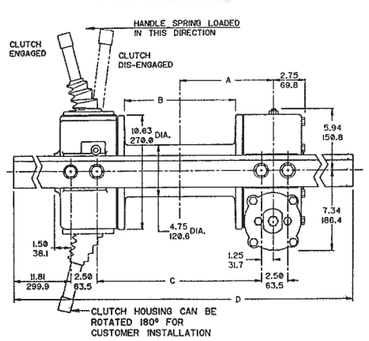

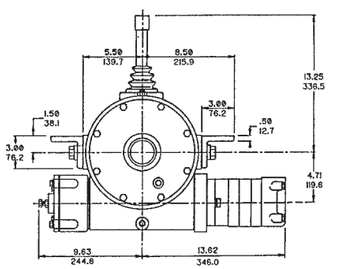

MOTOR PORT SIZE:
(2) 7/8-14 straight thread o-ring ports

DIMENSIONS SHOWN ARE INCHES OVER MILLIMETERS

WINCH MODEL	A INCHES MM	B INCHES MM	C INCHES MM	D INCHES MM
H-700	8.68 220.4	11.00 279.4	15.38 390.6	44.00 1117.6
HX-700	11.8 284.0	16.00 406.4	20.38 517.6	49.00 1244.6

H-800 Series

- Rated Line pull 20,000lbs
- Recommended cable 5/8”
- Meets SAE-J706
- Made in the USA

Applications

- Towing & Recovery
- Petroleum
- Forestry
- Mining
- Construction
- Refuse

Hydraulic Systems Performance

H-800 Models only

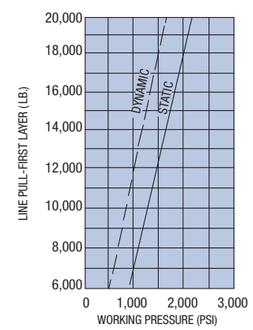

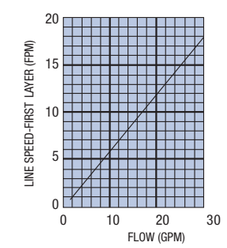

H-800, HY-800
Performance*
20,000 LB. duty rating
40:1 gear ratio

LEGEND
DYNAMIC
STATIC

* Performance based on a motor displacement of 14.9 CU in with 30 GPM maximum flow rate.

Specifications

Rated Line Pull	20,000 lbs.……(9,060 kgs)
Gear Reduction	H-800……40:1
Weight	H-800……330 lbs. (150 kgs) HY-800……325 lbs. (148 kgs)

LAYER OF CABLE			1	2	3	4	5 **
RATED LINE PULL PER LAYER		Lbs. Kgs.	20,000 9,060	16,600 7,510	14,200 6,430	12,400 5,610	11,000 4,980
*CABLE CAPACITY PER LAYER 15" DRUM H-800		Ft. M.	35 10.0	75 22.0	125 38.0	180 54.0	240 72.0
*CABLE CAPACITY PER LAYER 9 3/8" DRUM HY-800		Ft. M.	20 6.0	45 13.0	75 22.0	110 33.0	150 45.0
*LINE SPEED		Worm RPM	1	2	3	4	5 **
H-800	FPM MPM	460 (30GPM)	18 5.4	22 6.6	26 7.9	29 8.8	33 10.0
HY-800	FPM MPM	460 (30GPM)	18.4 5.5	21 6.3	25 7.6	28 8.5	31 9.4

* These specifications are based on recommended 5/8” (16mm) EIPS cable.

** 5th layer does not conform to SAE J706

Overall Dimensions

H-800 Models only

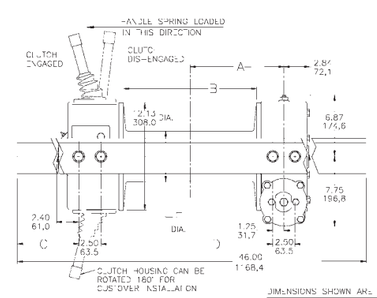

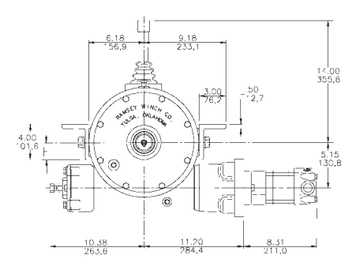

DIMENSIONS SHOWN ARE INCHES OVER MILLIMETERS

WINCH MODEL	A INCHES MM	B INCHES MM	C INCHES MM	D INCHES MM	E INCHES MM	F INCHES MM
H-800	10.62 269.7	15.00 381.0	13.81 350.7	19.38 492.2	4.00 101.6	5.69 144.5
HY-800	7.75 196.8	9.44 239.8	13.68 347.4	13.63 346.2	4.00 101.6	5.50 139.7

H-930 Series

- Rated Line pull 30,000lbs
- Recommended cable 3/4”
- Meets SAE-J706
- Made in the USA

Applications

- Towing & Recovery
- Petroleum
- Forestry
- Mining
- Construction
- Refuse

Hydraulic Systems Performance

H-930 Models only

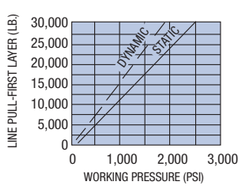

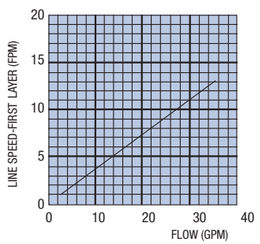

H-930 Performance
30,000 LB. duty rating
41:1 gear ratio

LEGEND
DYNAMIC
STATIC

* Performance based on a motor displacement of 24 CU in with 35 GPM maximum flow rate.

*Specifications: Conforms to SAE J706

Rated Line Pull	30,000 lbs……..(13,590 kgs)
Gear Reduction	All Models……..41:1
Weight	H-930……..515 lb. (238 Kgs.)

LAYER OF CABLE		1	2	3	4
RATED LINE PULL ALL MODELS	Lbs Kgs	30,000 13,590	24,500 11,090	20,700 9,370	18,000 8,150
*CABLE CAPACITY ALL MODELS	Ft. M.	25 7.0	65 19.0	105 31.0	155 47.0
LINE SPEED	Worm RPM	1	2	3	4
H-930 13 7/8” DRUM	FPM MPM	335 (35GPM)	13.0 3.9	17.6 5.3	20 6.0	24 7.2

* These specifications are based on recommended cable of 3/4 inch (19mm) 6x19 EIPS cable.

Overall Dimensions

H-930 Models only

WINCH MODEL	A INCHES MM	B INCHES MM	C INCHES MM	D INCHES MM	E INCHES MM
H-930	10.18 258.5	13.81 350.7	12.28 311.9	18.50 469.9	48 1219.20

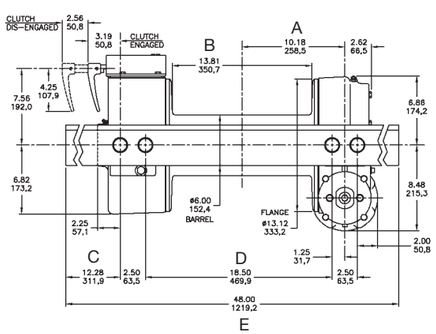

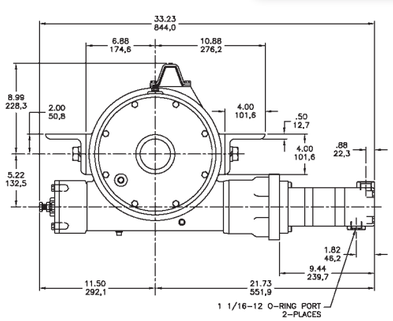

Options For Ramsey Hydraulic Worm Gear Winches

Model H200/H300 Level Winder

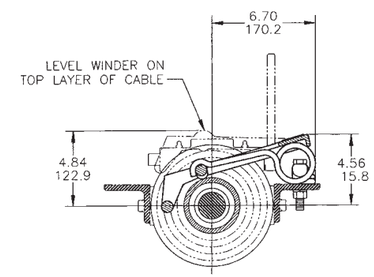

Model H400 Level Winder

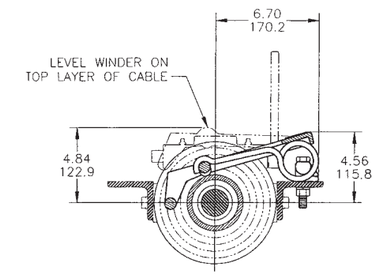

Spring applied cable tensioners (available as shown)

Model H600 Cable Tensioner

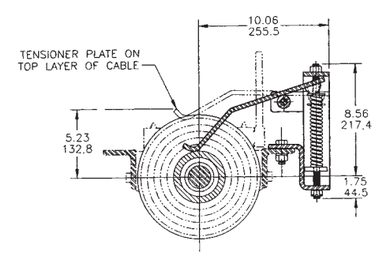

Model HX-700 Cable Tensioner

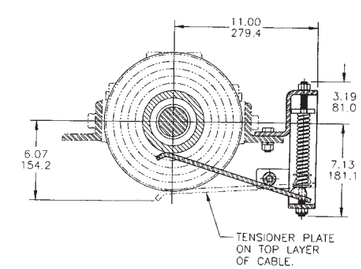

Model H-800 Cable Tensioner

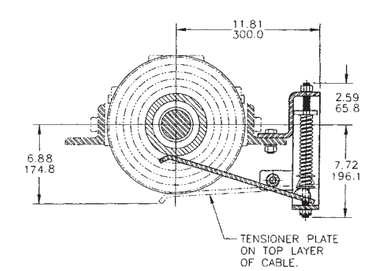

P.O. Box 581510 • Tulsa, OK 74158-1510 U.S.A • Phone: (918) 438-2760 • Fax: (918) 438-6688

For more information visit:

ramsey.com

Printed in the U.S.A. PPI 7.5m 805