



2013-14 PRODUCT AND APPLICATION GUIDE



TRUCK, SUV, AND JEEP • POWERSPORTS • INDUSTRIAL AND COMMERCIAL



OREGON OUTBACK, SAND DUNES—OR. And you thought sand traps were just for golfers. This is where a little thing called a ZEON winch comes in handy. No rake required (sorry for the golf talk).

WHEN THE DUST CLEARS, WARN IS STILL THE LEADER

Go farther. Do more. Challenge yourself. Dig in. Winch out. Rediscover the fun of off-roading. All with the confidence that you can do more than ever before, because you're backed by reliable WARN® products.

Led by an exciting wave of new WARN products, the off-road world has never been more energized. Consider the new look and "never say can't" attitude of the new ZEON™ winches. Then there's the broadest line of powersports winches ever seen anywhere—led by the ProVantage™ and Vantage™ winches. Plus the usual expansive line of WARN products for the commercial, utility, industrial and severe-duty markets. If it's in this book, it's packed with legendary WARN reliability. You give us your trust. We deliver the performance.



TRUCK AND SUV



POWERSPORTS



COMMERCIAL/UTILITY



INDUSTRIAL

WARN TRUCK, JEEP & SUV: OFF-ROAD GEAR TO KEEP YOU MOVING FORWARD

This year the WARN® truck & SUV product line continues its evolution, with everything from bumpers for Jeep vehicles to the new ZEON™ winch line. These new mid-frame winches look flat-out awesome, and deliver all the performance you'll need to rescue you from anything you get into. And so do the WARN lights, body armor, accessories and more that keep you moving from one adventure to another.



WINCHES



BUMPERS AND BODY ARMOR



WINCH ACCESSORIES



LIGHTS, HUBS,
AND FENDER FLARES

THE HAMMERS, YUCCA VALLEY, CA, USA. Sand, rock, grit, heat...all the ingredients for a good time. Note the WARN Rock Crawler Stubby Bumper and the ever popular M8274-50 winch. Bring it on.

OVER SIXTY YEARS OF WINCH EVOLUTION

You're going to be looking at your WARN® winch for a long time. Precisely why we've made the new ZEON™ line worthy of jealous stares. It's the culmination of hard work, inspiration from off-roaders and the sweat of our whole crew. Now the WARN winch line-up is complete: from Ultimate Performance winches, to Premium Series winches featuring ZEON, to Entry Level winches like the VR Series. WARN stands behind every winch with a limited lifetime warranty. Which winch speaks to you?

PREMIUM SERIES

THE NEW FACE OF WINCHING: ZEON

Redesigned and reengineered from the ground up, ZEON defines the next generation of Premium Series winches from Warn. With standard features like dependability and durability, they represent tomorrow's classic, today.



ENTRY LEVEL SERIES

VR WINCHES REDEFINE VALUE

By wrapping WARN dependability with aggressive value pricing, the VR line makes it easy for anyone to get into winching. But trust us, it wouldn't bear the WARN name if it didn't meet our rigorous QC standards. Capacities from 8-12,000 pounds.

ULTIMATE PERFORMANCE SERIES

NO-COMPROMISE CONSTRUCTION, HIGHEST PERFORMANCE

Our Ultimate Performance Series is fueled by technological advancements that keep you advancing in the field. These winches occupy the top-of-the-winch-line, packed with features serious off-roaders demand: rugged construction, extreme sealing, and ultra-high performance ratings.



HEAVYWEIGHT SERIES

UP TO THE BIG WINCHING JOBS

With our Heavyweight winches, Warn Industries has never compromised. And we never will. When you put a heavy load on one of these large-frame pulling beasts, you can count on it to perform time-after-time.



ZEON. THE NEXT GENERATION OF WINCHES FOR TRUCKS, JEEPS & SUVs



ZEON is a completely new winch design, reengineered from the ground up.

Extreme sealing and corrosion-resistant finish and fasteners. Built for the long haul.



Available with steel or WARN® Spydura® synthetic rope.

Convertible control pack allows for various winch mounting options and looks.



WHEREVER YOU GO, THE ZEON WINCH EXCELS.

The next generation of winches is here: WARN® ZEON™. With a totally new design, upgraded internal components, and increased performance and durability, ZEON is a new name from the most trusted name in winches.

Satin-black powder-coated finish
The black look that attracts compliments while it resists corrosion.

Convertible control pack
Lets you mount the control pack separately from the winch, or keep it attached for an integrated look. Your choice.

Contactor control
Another piece in the durability and reliability puzzle: built to weather the storm for the long run.

Fast line speed, low amp draw
Maximize your winch line speed while you minimize the strain on your charging system.

New motor and motor housing
Hello extra power and durability; goodbye loud noise and exposed wires.

Improved sealing
Keeps the water, muck, slop and crud out of your winch. IP68 rated.


New three-stage planetary gear train
It's about as fast and reliable as a gear train gets. Plus a new ergonomic easy-throw clutch lever.

Stainless steel hardware
Corrosion resistance runs deep in this winch construction.

Automatic mechanical brake
Powerful brake holds the full-rated load and provides great control while winching.

New aluminum drum design
Large diameter for less wear on the winch rope. Includes an integrated rope anchor point for easy winch rope replacement.

Carrying on the WARN legend and Limited Lifetime Warranty
ZEON has a limited lifetime warranty on mechanical parts, and a one-year warranty on electrical components. This is all backed by a global service network, and a WARN name that's solid as rock.





WARN ZEON 12 Like nothing you've ever seen before

The WARN® ZEON™ 12 is the new face of winching. Bolt one on, and you'll be ready for anything.

A top choice for those with heavily-loaded off-road vehicles, the ZEON 12 features innovative design, increased performance and durability, steel rope, and a hefty 12,000 lb. single-line pulling capacity,

The ZEON 12 is a pulling machine you can rely on to rescue you—or your buddies, from nearly anything.

- 12,000 lb. (5443 kg) single-line pulling capacity.
- Includes 80' of durable 3/8" galvanized steel wire rope.
- Convertible control pack can be attached to the winch or remotely mounted, allowing for various winch mounting options and looks (Relocation kit required and sold separately*).
- Gear train and motor deliver reliable pulling power that is fast, and quieter than ever.
- Satin-black powder-coated finish with stainless steel fasteners and clutch lever looks great and inhibits corrosion. Improved winch sealing to keep the elements out.
- Large diameter aluminum winch drum reduces rope wear, is light weight, and has an integrated rope anchor for easy rope installation.
- Backed by the WARN Limited Lifetime Warranty.

PN 89120

SPECIFICATIONS

Winch model: ZEON 12
Part number: 89120
Rated line pull: 12,000 Lbs. (5443 kg) single-line
Motor: 12V DC, series wound
Electrical controls: Contactor
Remote Control: Remote switch, 12' (3.7m) lead
Gear train: 3-stage planetary
Gear ratio: 216:1
Clutch (freespooling): Rotating ring gear
Brake: Automatic mechanical cone brake
Drum diameter/Length: 3.15"/9.0" (80mm/229mm)
Weight (kit shipping): 98 Lbs. (44 kg)
Rope: 3/8" x 80' (9.52mm x 24.38m) steel
Fairlead: Roller
Recommended Battery: 650 CCA minimum for winching
Battery leads: 2 gauge, 72" (1.83m)
Finish: Satin-black powder coat
Warranty: Limited lifetime

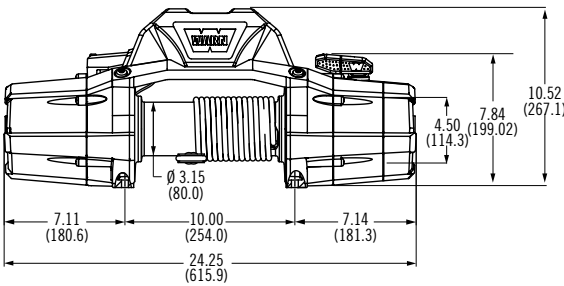
*Control Pack Relocation Kit. Required to mount control box remotely from winch.
PN 89970 (Short kit), PN 89960 (Long kit)

12V DC performance specs (first layer of drum)

Line Pull Lbs. (kg)	Line Speed Ft./min. (M/min.)	Motor Current	Pull by layer: layer/Lbs. (kg)
0	30 (9.4)	50 amps	1/12000 (5440)
2000 (910)	13.4 (4.1)	128 amps	2/9894 (4488)
4000 (1810)	10.1 (3.1)	196 amps	3/8117 (3682)
6000 (2720)	7.9 (2.4)	257 amps	4/7324 (3322)
8000 (3630)	6.1 (1.8)	316 amps	5/6484 (2941)
10000 (4536)	4.5 (1.4)	375 amps	
12000 (5443)	3.1 (0.9)	438 amps	

Winch dimensions:
Integrated configuration: 24.25" L x 7.15" D x 10.52" H
(615.9mm L x 181.6mm D x 267.1mm H)
Low-profile configuration: 24.25" L x 7.15" D x 7.84" H
(615.9mm L x 181.6mm D x 199.02mm H)

Mounting bolt pattern:
10.0" x 4.5"
(254mm x 114.3mm)





WARN ZEON 10 and ZEON 10-S 10,000 lbs. of cutting-edge pulling muscle

Choose your way to conquer the terrain. Both the ZEON™ 10 and 10-S are tough enough to tackle anything you will, with a look that is advanced, capable and strong. Muck-busting sealing keeps out everything but the good times. Add a hyper-durable cast-aluminum housing, satin-black finish, and 10,000 lbs. single-line pulling capacity and, well, you've got a workhorse unit you can trust for years to come.

- 10,000 lb. (4536 kg) single-line pulling capacity.
- ZEON 10 includes 80' of durable 3/8" galvanized steel wire rope.
- ZEON 10-S includes 100' of 3/8" WARN® Spydura® synthetic rope, a temperature-resistant sleeve on the first layer, a ballistic nylon sliding sleeve for abrasion resistance, and a polished aluminum hawse fairlead.
- Convertible control pack can be attached to the winch or remotely mounted, allowing for various winch mounting options and looks. (Relocation kit required and sold separately*)
- New-design planetary gear train and series-wound motor deliver fast, quiet, and reliable pulling power.
- Satin-black powder-coated finish with stainless steel fasteners and clutch lever looks great and inhibits corrosion. Improved winch sealing to keep the elements out.
- Large diameter aluminum winch drum reduces rope wear, is light weight, and has an integrated rope anchor for easy rope installation.
- Backed by the WARN Limited Lifetime Warranty.

PN 88990 (ZEON 10)
PN 89611 (ZEON 10-S)

SPECIFICATIONS

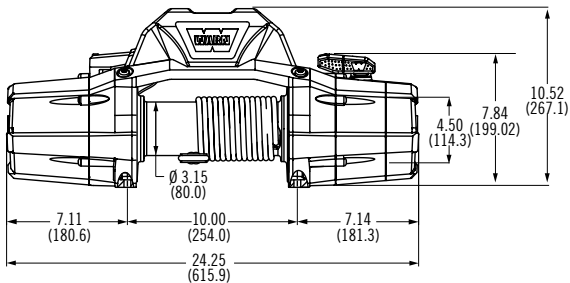
Winch model: ZEON 10, ZEON 10-S
Part numbers: 88990 (ZEON 10), 89611 (ZEON 10-S)
Rated line pull: 10,000 Lbs. (4536 kg) single-line
Motor: 12V DC, series wound
Electrical controls: Contactor
Remote Control: Remote switch, 12' (3.7m) lead
Gear train: 3-stage planetary
Gear ratio: 216:1
Clutch (freespooling): Rotating ring gear
Brake: Automatic mechanical cone
Drum diameter/Length: 3.15"/9.0" (80mm/229mm)
Weight (kit shipping): ZEON 10, 98 Lbs. (44 kg); ZEON 10-S, 75 Lbs. (34 kg)
Rope: ZEON 10, 3/8" x 80' (9.52mm x 24.38m) steel
ZEON 10-S, 3/8" x 100' (9.5mm x 30.5m) Spydura synthetic
Fairlead: ZEON 10, Roller; ZEON 10-S, hawse
Recommended Battery: 650 CCA minimum for winching
Battery leads: 2 gauge, 72" (1.83m)
Finish: Satin-black powder coat
Warranty: Limited lifetime

*Control Pack Relocation Kit. Required to mount control box remotely from winch.
PN 89970 (Short kit), PN 89960 (Long kit)

12V DC performance specs (first layer of drum)			
Line Pull Lbs. (kg)	Line Speed Ft./min. (M/min.)	Motor Current	Pull by layer: layer/Lbs. (kg)
0	33 (10.27)	62 amps	1/10000 (4536)
2000 (910)	14.9 (4.5)	144 amps	2/8245 (3740)
4000 (1810)	11.2 (3.4)	215 amps	3/7014 (3181)
6000 (2720)	8.5 (2.6)	380 amps	4/6103 (2768)
8000 (3630)	6.5 (2.0)	353 amps	5/5402 (2450)
10000 (4536)	4.8 (1.5)	409 amps	

Winch dimensions:
Integrated configuration: 24.25" L x 7.15" D x 10.52" H
(615.9mm L x 181.6mm D x 267.1mm H)
Low-profile configuration: 24.25" L x 7.15" D x 7.84" H
(615.9mm L x 181.6mm D x 199.02mm H)

Mounting bolt pattern:
10.0" x 4.5"
(254mm x 114.3mm)



TRAINING FOR THE BAJA. Modified Ranger makes a darn good pre-runner for the big 1000. A ZEON winch with Spydura rope keeps things light.



JUNGLELAND, OREGON STYLE. The trail floods. The underbrush is unforgiving. What do you do? Press on, not afraid to bury that WARN stubby bumper into the mud hole, and pull it out with a ZEON winch.



WARN ZEON 8 and ZEON 8-S Advanced, capable, and strong

Don't let the good looks fool you. We've packed the ZEON™ 8 and 8-S winches with all the performance features off-roaders said they needed most. From a heat-dissipating brake down to an incredibly smooth planetary gear train, this winch is ready to hit the trail. The 8,000 lb. pulling capacity, combined with a fast line speed make this winch the perfect choice for Jeep and SUV trail rigs.

- 8,000 lb. (3630 kg) single-line pulling capacity.
 - ZEON 8 includes 100' of durable 5/16" galvanized steel wire rope.
 - ZEON 8-S includes 100' of 3/8" WARN® Spydura® synthetic rope, which includes a temperature-resistant sleeve on the first layer, a ballistic nylon sliding sleeve for abrasion resistance, and a polished aluminum hawse fairlead.
 - Convertible control pack can be attached to the winch or remotely mounted, allowing for various winch mounting options and looks (Relocation kit required and sold separately*).
 - Gear train and motor deliver fast, quiet, and reliable pulling power.
 - Satin-black powder-coated finish with stainless steel fasteners and clutch lever looks great and inhibits corrosion. Improved winch sealing to keep the elements out.
 - Large diameter aluminum winch drum reduces rope wear, is light weight, and has an integrated rope anchor for easy rope installation.
 - Backed by the WARN Limited Lifetime Warranty.
- PN 88980** (ZEON 8)
PN 89305 (ZEON 8-S)
- *Control Pack Relocation Kit. Required to mount control box remotely from winch. PN 89970 (Short kit), PN 89960 (Long kit)

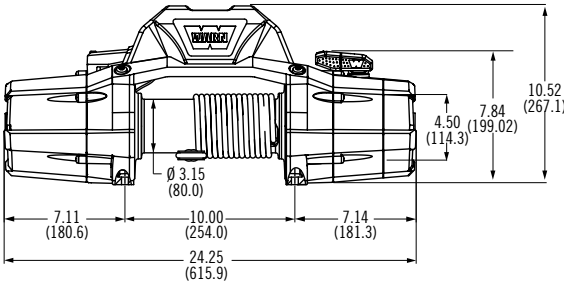
SPECIFICATIONS

Winch model: ZEON 8, ZEON 8-S
Part numbers: 88980 (ZEON 8), 89305 (ZEON 8-S)
Rated line pull: 8000 Lbs. (3630 kg) single-line
Motor: 12V DC, series wound
Electrical controls: Contactor
Remote Control: Remote switch, 12' (3.7m) lead
Gear train: 3-stage planetary
Gear ratio: 162:1
Clutch (freespooling): Rotating ring gear
Brake: Automatic mechanical cone
Drum diameter/Length: 3.15"/9.0" (80mm/229mm)
Weight (kit shipping): ZEON 8, 94 Lbs. (42 kg); ZEON 8-S, 75 Lbs. (34 kg)
Rope: ZEON 8, 5/16" x 100' (8mm x 30.5m) steel
ZEON 8-S, 3/8" x 100' (9.5mm x 30.5m) Spydura synthetic
Fairlead: ZEON 8, Roller; ZEON 8-S, hawse
Recommended Battery: 650 CCA minimum for winching
Battery leads: 25mm², 72" (1.83m)
Finish: Satin-black powder coat
Warranty: Limited lifetime

12V DC performance specs (first layer of drum)			
Line Pull Lbs. (kg)	Line Speed Ft./min. (M/min.)	Motor Current	Pull by layer: layer/Lbs. (kg)
0	42 (12.8)	63 amps	1/8000 (3629)
2000 (910)	17.2 (5.2)	167 amps	2/6777 (3074)
4000 (1810)	11.7 (3.6)	255 amps	3/5878 (2666)
6000 (2720)	8.5 (2.6)	335 amps	4/5189 (2353)
8000 (3630)	6.2 (1.9)	413 amps	

Winch dimensions:
Integrated configuration: 24.25" L x 7.15" D x 10.52" H
(615.9mm L x 181.6mm D x 267.1mm H)
Low-profile configuration: 24.25" L x 7.15" D x 7.84" H
(615.9mm L x 181.6mm D x 199.02mm H)

Mounting bolt pattern:
10.0" x 4.5"
(254mm x 114.3mm)





WARN M8274-50 Fastest line speed, longest wire rope, legendary performance

Loved by off-roaders who compete, it's our fastest winch. No-load retrieval speed for the M8274-50 is 79.3 feet per minute, and that's not all. At 150 ft. of 5/16" cable, it also has a very long line capacity. Its unique spur gear drivetrain and upright design are totally rugged. Its braking system delivers smooth operation with superior heat dissipation. Roller fairlead, remote control on 12-ft. lead, free spool clutch and battery cables are included.

PN 38631 (12V), **PN 375832** (24V)

- Rugged spur gear drivetrain and unique upright design
- Automatic disc braking system delivers smooth operation with superior heat dissipation
- Roller fairlead, remote control, free spool clutch, and battery cables are included

SPECIFICATIONS:

Winch model: M8274-50

Part numbers: 38631 (12V), 375832 (24V)

Rated line pull: 8,000 Lbs., (3628 kg) single-line

Motor: Series wound, 12V 4.6 hp/3.43kw, 24V 2.5 hp/3.43kw

Electrical controls: Solenoid

Remote control: Remote switch, 12' (3.7m) lead

Gear train: Spur gear

Gear ratio: 134:1

Clutch (freespooling): Sliding motor pinion gear

Brake: Automatic disc type

Drum diameter/Length: 3.5"/8.5" (9cm/22cm)

Weight: 110 Lbs. (50 kg)

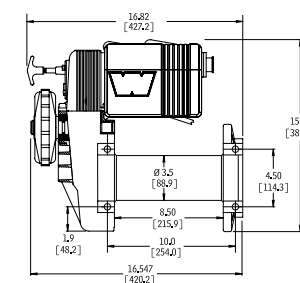
Wire rope: 150', 5/16" diameter (46m, 8mm diam.)

Fairlead: Roller

Recommended battery: 650 CCA minimum for winching

Battery leads: 2 gauge, 72" (1.83m)

Finish: Powder coat with clear coat



12V DC performance specs (first layer of drum)

Line Pull Lbs. (kg)	Line Speed Ft./min. (M/min.)	Motor Current	Pull by layer: layer/Lbs. (kg)
0	79.3 (22.17)	49 amps	1/8000 (3629)
2000 (910)	23.7 (7.22)	182 amps	2/7460 (3384)
4000 (1810)	16.4 (5.0)	286 amps	3/6980 (3166)
6000 (2720)	12.0 (3.66)	385 amps	4/6620 (3003)
8000 (3630)	8.7 (2.65)	480 amps	5/6290 (2853)

24V DC performance specs (first layer of drum)

Line Pull Lbs. (kg)	Line Speed Ft./min. (M/min.)	Motor Current	Pull by layer: layer/Lbs. (kg)
0	65 (19.8)	24 amps	1/8000 (3629)
2000 (910)	23 (7.01)	96 amps	2/7460 (3384)
4000 (1810)	17 (5.18)	149 amps	3/6980 (3168)
6000 (2720)	13 (3.96)	203 amps	4/6620 (3005)
8000 (3630)	7.9 (2.41)	273 amps	5/6290 (2855)

Winch Dimensions: 16.5" L x 8.5" D x 15" H.
(420mm L x 220mm D x 381mm H.)

Mounting Bolt Pattern:
10.0" x 4.5" (254mm x 114.3mm)



PowerPlant Dual Force Winch and compressor in one compact unit

Versatility times two. A best-in-class air compressor and a powerful WARN® winch in one versatile unit. Whether you're winching and airing up while off-roading; inflating a raft or air mattress; or running a nail gun or impact wrench; the PowerPlant™ is the way to get things done.

- Winch features a 3-stage planetary gear train, series wound motor with thermal protection switch, free-spooling clutch, automatic mechanical cone brake.
- Available in two configurations: PowerPlant HD: 12,000 lbs. pulling capacity, 80' of 3/8" (24m of 9.5mm) wire rope, long duty cycle; PowerPlant HP: 9,500 lbs. pulling capacity, 125' of 5/16" (38m of 8mm) wire rope, fast line speeds.
- Air compressor delivers enough air to operate a variety of air tools or quickly inflate a raft. Max air pressure: 100 PSI, CFM rating: 12 CFM @ 0 PSI, 5 CFM @ 90 PSI. Onboard features include: integrated intercooler, pressure switch, thermal protection shutoff switch and air hose quick disconnect.
- Includes next-generation remote control, hose, and basic air fittings and couplings.



PN 71801 (PowerPlant HD)
PN 71800 (PowerPlant HP)

SPECIFICATIONS:

Part numbers: PowerPlant HD – 71801 (12V)
PowerPlant HP – 71800 (12V)
Rated line pull: PowerPlant HD – 12,000 Lbs., (5440 kg)
PowerPlant HP – 9,500 Lbs., (4310 kg)

Motor: Series-wound 4.6 hp 12V, with thermal protection shutoff switch

Electrical controls: Contactor

Remote control: Remote switch with thermometric LED and 12' (3.7m) lead

Gear train: 3-stage planetary

Gear ratio: PowerPlant HD - 216:1,
PowerPlant HP – 156:1

Clutch (freespooling): Sliding ring gear

Brake: Automatic mechanical cone brake

Wire rope:
PowerPlant HD – 80' of 3/8" (24m of 9.5mm diam.)
PowerPlant HP – 125' of 5/16" (38m of 8mm diam.)

Fairlead: Roller

Recommended battery: 650 CCA minimum

Battery leads: 2 gauge, 72" (1.83m)

Finish: High-gloss black powdercoat

Drum diameter/Length: 2.5"/9" (6.4cm/23cm)

Weight: PowerPlant HD – 115 Lbs. (52 kg)
PowerPlant HP – 100 Lbs. (45 kg)

Compressor

Air Reservoir:
1/2 gallon with Integrated
Air Intercooler

High Air Flow Rating:
12 CFM @ 0 psi, 5 CFM
@ 90 psi

Max Air Pressure: 100 psi

Air Pressure Switch: Yes

Air Hose: 12' nylon, with
quick-disconnect.
Brass air fittings and
couplings

Dimensions:
24.31" L. x 6.7" D. x 13.46" H.
(617mm L. x 170mm D. x 342mm H.)

Mounting bolt pattern:
10.0" x 4.5"
(254mm x 114.3mm)

**See warn.com for
drawing showing
winch dimensions**

12V DC performance specs (PowerPlant HD, first layer)

Line Pull Lbs. (kg)	Line Speed Ft./min. (M/min.)	Motor Current	Pull by layer: layer/Lbs. (kg)
0	27.8 (8.47)	90 amps	1/12,000 (5440)
2000 (910)	14.8 (4.51)	174 amps	2/9517 (4317)
4000 (1810)	10.8 (3.29)	270 amps	3/7886 (3577)
6000 (2720)	8.2 (2.50)	333 amps	4/6732 (3054)
8000 (3630)	6.2 (1.89)	389 amps	
9500 (4310)	4.9 (1.49)	456 amps	
12000 (5440)	3.6 (1.10)	566 amps	

12V DC performance specs (PowerPlant HP first layer)

Line Pull Lbs. (kg)	Line Speed Ft./min. (M/min.)	Motor Current	Pull by layer: layer/Lbs. (kg)
0	28.8 (8.78)	94 amps	1/9500 (4313)
2000 (910)	16.4 (4.50)	165 amps	2/8650 (4927)
4000 (1810)	12.3 (3.75)	238 amps	3/7920 (3595)
6000 (2720)	9.5 (2.90)	307 amps	4/7400 (3359)
8000 (3630)	7.5 (2.29)	383 amps	5/6940 (3150)
9500 (4310)	6.2 (1.89)	451 amps	

Note: Auxiliary air tank required to operate some types of air tools



SAIGON EXPEDITION 4 X 4, VIETNAM. A little glimpse at how the Southeast Asia monsoon season looks, up close and personal. Winching with the WARN PowerPlant wasn't just part of the fun, it was part of survival.



2012 KING OF THE HAMMERS. Putting the hammer down at the Chocolate Thunder obstacle. It's make it or break it time as Shamon Campbell roars toward a podium finish. Again.



WARN Endurance 12.0
More power. More speed. More endurance.

The WARN® Endurance 12.0 gives you 12,000 lbs. of pulling capacity with the longest duty cycle of any electric winch on the market today. The specially designed cooling fan automatically turns on when the winch’s motor reaches a certain temperature.

- Remote-mount fan: Cools winch motor for longer duty cycle. Fan has automatic or manual activation.
- Contactor: Sealed and water resistant. Highly reliable; handles high current and allows for long duty cycle.
- Remote control: Weather-resistant remote with 12' (3.7m) lead and fan activation switch.
- Stainless-steel clutch lever/hardware: Superior corrosion resistance.
- 3-Stage planetary gear train: Most reliable and efficient gear reduction system available.
- Mechanical brake: Industry-leading patented brake design.
- Long wire rope: 80' of 3/8" (24m of 9.5mm) durable, easy-to-wind wire rope.



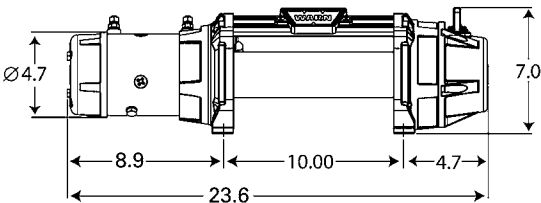
PN 73010

SPECIFICATIONS:

- Winch model:** Endurance 12.0
- Part numbers:** 73010 (12V)
- Rated line pull:** 12,000 Lbs., (5440 kg) single-line
- Motor:** Series wound 4.6 hp 12V
- Electrical controls:** Contactor
- Remote control:** Remote switch, 12' (3.7m) lead
- Gear train:** 3-stage planetary
- Gear ratio:** 216:1
- Clutch (freespooling):** Sliding ring gear
- Brake:** Automatic mechanical cone brake
- Wire rope:** 80' of 3/8" (24m of 9.5mm diam.)
- Fairlead:** Roller
- Recommended battery:** 650 CCA minimum for winching
- Battery leads:** 2 gauge, 72" (1.83m)
- Finish:** High-gloss powder coat over primer undercoating
- Drum diameter/Length:** 2.5"/9.0" (6.4cm/23cm)
- Weight:** 100 Lbs. (45 kg)

12V DC performance specs (first layer of drum)

Line Pull Lbs. (kg)	Line Speed Ft./min. (M/min.)	Motor Current	Pull by layer: layer/Lbs. (kg)
0	36.3 (11.10)	44 amps	1/12,000 (5440)
2000 (910)	13.3 (4.05)	130 amps	2/9517 (4317)
4000 (1810)	9.7 (2.96)	197 amps	3/7886 (3577)
6000 (2720)	7.6 (2.32)	259 amps	4/6732 (3054)
8000 (3630)	5.9 (1.80)	321 amps	
9500 (4310)	4.5 (1.37)	381 amps	
12000 (5440)	3.3 (1.00)	433 amps	



Winch dimensions:
23.6" L. x 6.4" D. x 7.0" H.
(594mm L. x 162.5mm D. x 178mm H.)

Mounting bolt pattern:
10.0" x 4.5" (254mm x 114.3mm)



The 9.5xp-s winch features WARN Spydura rope. Includes a ballistic nylon sliding sleeve that provides extra rope protection against abrasion and wear, and a polished aluminum hawse fairlead.

WARN 9.5xp Fast, powerful and reliable – for extreme conditions

The fast, powerful 9.5xp Extreme Performance winch is designed for the serious off-roader who demands a winch that will perform under the most extreme conditions in the world. With 9,500 lbs. of pulling power and the fastest line speed of any WARN® winch under load, the 9.5xp delivers extreme performance that eats up the competition—even in competition.

- Now available in two versions: wire rope with roller fairlead, or WARN Spydura® synthetic rope with polished aluminum hawse fairlead.
- High-output parallel series wound winch motor is the strongest and most durable in the industry.
- Extreme-duty winch sealing. Enables superior water resistance.
- Exclusive brake design. Provides superior operator control when winching.
- Extended-duty control pack delivers long duty cycle to help you tackle the most demanding pulls.
- 3-Stage planetary geartrain. Proven to be the most reliable efficient and durable design.
- Remote-mount, next-generation control box allows for various mounting options.
- Remote control with 12' (3.7m) lead.
- High gloss, chip-resistant powder coat finish. Provides superior corrosion resistance
- 100' of steel or synthetic winch rope.

PN 68500 (9.5xp, wire rope, roller fairlead, 12V)
PN 87310 (9.5xp-s, synthetic rope, hawse fairlead, 12V)

SPECIFICATIONS:

Winch model: 9.5xp, 9.5xp-s

Part numbers: 68500 (wire rope, 12V), 87310 (9.5xp-s, synthetic rope, 12V)

Rated line pull: 9,500 Lbs., (4310 kg) single-line

Motor: 12V 6 hp (4.48kw), High output parallel series wound

Electrical controls: Contactor

Remote control: Remote switch, 12' (3.7m) lead

Gear train: 3-stage planetary

Gear ratio: 156:1

Clutch (freespooling): Sliding ring gear

Brake: Automatic mechanical cone brake

Rope: Steel – 100', 5/16" diameter (30m, 8mm diam.)
Synthetic – 100', 3/8" diameter (30m, 9.5mm diam.)

Fairlead: PN 68500, roller fairlead
PN 87310, polished aluminum hawse fairlead

Recommended battery: 650 CCA minimum for winching

Battery leads: 2 gauge, 72" (1.83m)

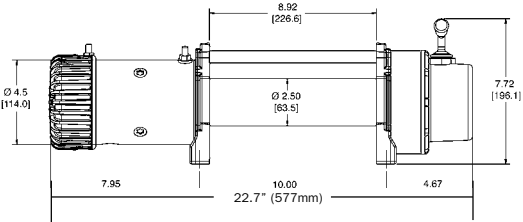
Finish: High-gloss powder coat over primer undercoating

Drum diameter/Length:
PN 68500 – 2.5"/9.0" (6.4cm/23cm)
PN 87310 – 2.625"/9.0" (6.6cm/23cm)

Weight: PN 68500 – 87 Lbs. (39.5 kg)
PN 87310 – 68 Lbs. (30.8 kg)

12V DC performance specs (first layer of drum)

Line Pull Lbs. (kg)	Line Speed Ft./min. (M/min.)	Motor Current	Pull by layer: layer/Lbs. (kg)
0	37.5 (11.43)	71 amps	1/9500 (4313)
2000 (910)	16.6 (5.06)	169 amps	2/8650 (4927)
4000 (1810)	11.8 (3.60)	248 amps	3/7920 (3595)
6000 (2720)	9.3 (2.83)	328 amps	4/7400 (3359)
8000 (3630)	7.4 (2.25)	413 amps	5/6940 (3150)
9500 (4310)	6.2 (1.89)	482 amps	



Winch dimensions:
22.7" L. x 6.3" D. x 7.7" H.
(577mm L. x 160mm D. x 196mm H.)

Mounting bolt pattern:
10.0" x 4.5" (254mm x 114.3mm)



JOHNSON VALLEY OHV AREA—MOJAVE DESERT
See those rocks? See that JK winching out? That's how you spell relief.



CHRISTMAS VALLEY DUNES—OR,
Just 'cause this Great Basin spot is high and
dry, doesn't mean this Defender will be. It's
got a little help from a friend: the 9.5cti-s.

ULTIMATE
PERFORMANCE
WINCH SERIES



The 9.5cti-s winch features WARN Spydura rope. Includes a ballistic nylon sliding sleeve that provides extra rope protection against abrasion and wear, and a polished aluminum hawse fairlead.

WARN 9.5cti Ultimate performance, thermometric winch

The 9.5cti is the newest addition to the WARN® Ultimate Performance winch lineup. A massive protective structure combined with sophisticated operator feedback delivers fast line speeds, and long duty cycles. The perfect winch for the serious off-roader.

- Available in two versions: wire rope with roller fairlead, or WARN Spydura® synthetic rope with polished aluminum hawse fairlead
- Contactor control features exceptional durability, extra long life, and superior weather sealing
- Motor-mounted thermal sensor relays temperature information to winch operator by way of the hand-held remote control with LED indicator
- Remote control with thermometric indicator light
- Series-wound motor and 3-stage planetary gear train deliver 9,500 lbs. of pulling capacity
- Extreme-duty winch sealing system
- High gloss, chip-resistant black powder coat finish over a massive cast-aluminum alloy housing
- Comes with steel or synthetic winch rope, hook, remote control on 12' (3.7m) lead, and roller or hawse fairlead



PORTABLE OPTION. Also available in the Multi-Mount portable winch configuration – wire rope and steel hawse fairlead with quick connect wiring and carrier

PN 97550 (9.5cti, with wire rope and roller fairlead), **PN 85760** (9.5cti Multi-Mount, with wire rope, steel hawse fairlead, and quick-connect wiring), **PN 85757** (9.5cti Multi-Mount for the H2 Hummer, wire rope), **PN 97600** (9.5cti-s, with synthetic rope and aluminum hawse fairlead)

SPECIFICATIONS:

Winch model: 9.5cti, 9.5cti-s

Part numbers: 97550 (9.5cti, wire rope), 85760 (9.5cti Multi-Mount with wire rope), 85757 (9.5cti Multi-Mount for the H2 Hummer), 97600 (9.5cti, Spydura synthetic rope)

Rated line pull: 9,500 Lbs., (4310 kg) single-line

Motor: Series wound

Electrical controls: Contactor

Remote Control: Remote switch, LED indicator, 12' (3.7m) lead

Geartrain: 3-stage planetary

Gear ratio: 156:1

Clutch (freespooling): Sliding ring gear

Brake: Automatic mechanical cone brake

Drum diameter/Length:
97550 – 2.5"/9.0" (6.4 cm/23 cm)
97600 – 2.625"/9.0" (6.6cm/23cm)

Weight: PN 97550, 89 Lbs. (36.3 kg); PN 97600, 66 Lbs. (30.0 kg)

Rope: Steel – 125', 5/16" diameter (38m, 8mm diam.)
Synthetic – 100', 3/8" diameter (30m, 9.5mm diam.)

Fairlead: 97550 (roller), 85760 (cast steel hawse), 97600 (polished aluminum hawse)

Recommended battery: 650 CCA minimum for winching

Battery leads: 2 gauge, 72" (1.83m)

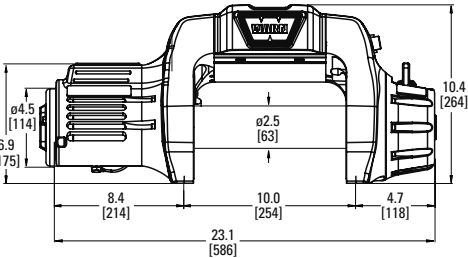
Finish: High-gloss powder coat over primer undercoating

Mounting bolt pattern: 10.0" x 4.5" (254mm x 114.3mm)

Winch dimensions:
23.1" L x 6.3" D x 10.4" H.
(587mm L x 160mm D x 264mm H.)

12V DC performance specs (first layer of drum)

Line Pull Lbs. (kg)	Line Speed Ft./min. (M/min.)	Motor Current	Pull by layer: layer/Lbs. (kg)
0	47.0 (14.32)	42 amps	1/9500 (4313)
2000 (910)	16.5 (5.02)	140 amps	2/8650 (3927)
4000 (1810)	12.0 (3.66)	223 amps	3/7920 (3595)
6000 (2720)	9.2 (2.80)	307 amps	4/7400 (3359)
8000 (3630)	7.1 (2.16)	390 amps	5/6940 (3150)
9500 (4310)	5.9 (1.80)	452 amps	





WARN 9.0Rc A compact, lightweight winch for rock sports

Competitive rock sports means tackling tough climbs, intense approach angles, tight turns, and high speeds. That’s why rock rigs need a low-profile, lightweight winch like the WARN® 9.0Rc that delivers maximum power in a compact, 54-lb. unit. The 9.0Rc is a winch built for competitors looking for efficiency, reliability and legendary WARN performance.

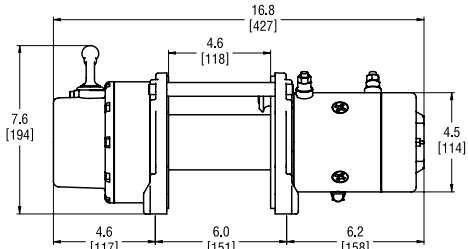
- 4.8 hp series wound motor delivers 9,000 lbs. of pulling capacity, and fast line speed under load.
- Contactor control pack delivers long duty cycles and exceptional durability.
- New-style remote control.
- 50' of 3/8" (15m of 9.5mm) diameter WARN synthetic rope combined with a rugged, 360-degree swivel hook and thimble.
- Ballistic nylon sliding sleeve that provides extra rope protection against abrasion and wear.
- Aluminum hawse fairlead.
- Exclusive multi-segment cam actuated brake for positive operator control during winching.
- Gloss red paint with primer undercoat gives superior corrosion resistance.

PN 71550

SPECIFICATIONS:

Winch model: WARN 9.0Rc
Part numbers: 71550
Rated line pull: 9,000 Lbs., (4080 kg) single-line
Motor: Series wound, 12V 4.8 hp
Electrical controls: Contactor
Remote control: Remote switch, 12' (3.7m) lead
Gear train: 3-stage planetary
Gear ratio: 216:1
Clutch (freespooling): Sliding ring gear
Brake: Automatic mechanical cone brake
Drum diameter/Length: 2.75"/4.75" (7.0cm/12cm)
Weight: 54 Lbs. (24.8 kg)
Rope: 50', 3/8" (15m, 9.5mm) synthetic rope
Fairlead: Polished aluminum hawse
Recommended battery: 650 CCA minimum for winching
Battery leads: 2 gauge, 72" (1.83m)
Finish: Gloss red paint over primer undercoating

12V DC performance specs (first layer of drum)			
Line Pull Lbs. (kg)	Line Speed Ft./min. (M/min.)	Motor Current	Pull by layer: layer/Lbs. (kg)
0	32 (9.75)	85 amps	1/9000 (4082)
2000	16 (4.88)	187 amps	2/7280 (3302)
4000	11.4 (3.47)	284 amps	3/6670 (3026)
6000	8.9 (2.71)	367 amps	4/6230 (2826)
8000	6.8 (2.07)	458 amps	
9000	5.6 (1.70)	408 amps	



Winch dimensions:
16.8" L. x 6.3" D. x 7.6" H.
(427mm L. x 160mm D. x 194mm H.)

Mounting bolt pattern:
6" x 4.5" (151mm x 114.3mm)



KING OF THE HAMMERS. 165 miles of chaos, whipped up with a little blood and a lot of fun. Custom-tube buggy under a Jeep body is a natural rock crawler. So is the winch: a WARN 9.0Rc.



WARN VR12000 Big power, big torque, not-so-big price

If you've got a big, heavy truck and want to save some cash in the winch department, the WARN® VR12000 is the perfect winch. With a stout 12,000 lb. pulling capacity and plenty of performance, this winch is big on power and big on value.

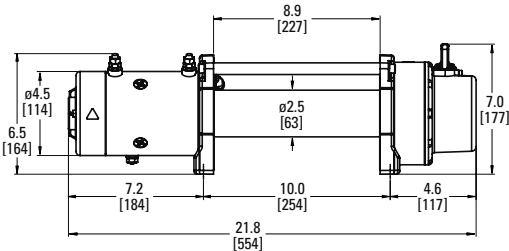
- Legendary WARN reliability and performance; 12,000 lb. (5440 kg) capacity.
- Low-profile design will fit most trucks and SUVs.
- Separate control pack for various mounting options.
- Exclusive brake design for superior winching control.
- Durable, smooth, and reliable three-stage planetary gear train.
- Series-wound motor for power and fast line speed.
- Remote control with 12' (3.7m) lead.
- 80' of 3/8" (28.6m of 9.5mm) diameter wire rope.
- Backed by the full WARN Limited Lifetime Warranty.

PN 86260

SPECIFICATIONS:

Winch model: VR12000
Part numbers: PN 86260 (12V)
Rated line pull: 12,000 Lbs., (5443 kg) single-line
Motor: 12V DC series wound
Electrical controls: Solenoid
Remote Control: Remote switch, 12' (3.7m) lead
Gear train: 3-Stage planetary
Gear ratio: 216:1
Clutch (freespooling): Sliding ring gear
Brake: Automatic mechanical cone brake
Drum diameter/Length: 2.5"/9.0" (6.4cm/23cm)
Weight: 89 Lbs. (40.4 kg)
Wire rope: 80', 3/8" diameter (28.6m, 9.5mm diam.)
Fairlead: Roller
Recommended battery: 650 CCA minimum for winching
Battery leads: 2 gauge, 72" (1.83m)
Finish: Powder coat

12V DC performance specs (first layer of drum)			
Line Pull Lbs. (kg)	Line Speed Ft./min. (M/min.)	Motor Current	Pull by layer: layer/Lbs. (kg)
0	28.4 (8.6)	65 amps	1/12,000 (5443)
2000 (910)	12.6 (3.8)	144 amps	2/11120 (5044)
4000 (1810)	9.5 (2.8)	215 amps	3/10340 (4690)
6000 (2720)	7.5 (2.2)	281 amps	4/9770 (4432)
8000 (3630)	5.8 (1.7)	349 amps	5/9250 (4196)
10000 (4540)	4.4 (1.3)	415 amps	
12000 (5440)	3.6 (1.0)	457 amps	



Winch dimensions:
21.83" L x 6.3" D x 6.97" H.
(554mm L x 160mm D x 177mm H.)

Mounting bolt pattern:
10.0" x 4.5" (254mm x 114.3mm)

COLTON, OREGON—WARN'S BACK FORTY.
Sink or swim, or maybe it's sink and swim in the mud. A little lesson in unspooling the Spydura synthetic rope when you can barely see the VR winch.



MOJAVE DESERT—CA. Those WARN W-series lights will come in real handy when that desert sun sets on a pitch-black Johnson Valley. Power up that winch and get the heck out.



The VR10000-s winch features Spydura rope, a ballistic nylon sliding sleeve that provides extra rope protection against abrasion and wear, and a polished aluminum hawse fairlead

WARN VR10000 Big on power and big on value

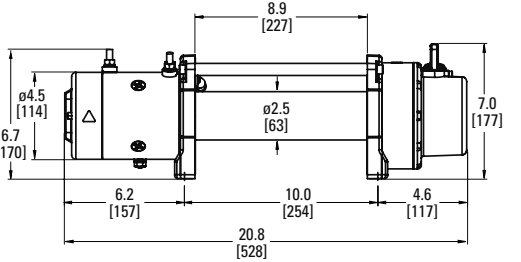
- For those looking for more pulling power without having to break the bank, there’s the WARN® VR10000. With a 10,000 lb. capacity, this winch is ideal for heavier trucks, SUVs, and Jeeps. Big power, big torque, not-so-big price.
- Available in two versions: wire rope with roller fairlead, or WARN Spydura® synthetic rope with polished aluminum hawse fairlead.
 - Legendary WARN reliability and performance; 10,000 lb. (4536 kg) capacity.
 - Low-profile design will fit most trucks and SUVs.
 - Separate control pack for various mounting options.
 - Exclusive brake design for superior winching control.
 - Durable, smooth, and reliable three-stage planetary gear train.
- Series-wound motor for plenty of power and fast line speed.
 - Remote control with 12' (3.7m) lead.
 - 80' (28.6m) of wire rope, or 100' (30m) of synthetic rope.
 - Backed by the full WARN Limited Lifetime Warranty.

PN 86255
(VR10000, with wire rope and roller fairlead)
PN 87840 (VR10000-s, with synthetic rope and aluminum hawse fairlead)

SPECIFICATIONS:

- Winch model:** VR10000, VR10000-s
- Part numbers:** PN 86255 (steel rope), PN 87840 (synthetic rope)
- Rated line pull:** 10,000 Lbs., (4536 kg) single-line
- Motor:** 12V DC, series-wound
- Electrical controls:** Solenoid
- Remote Control:** Remote switch, 12’ (3.7m) lead
- Gear train:** 3-stage planetary
- Gear ratio:** 261:1
- Clutch (freespooling):** Sliding ring gear
- Brake:** Automatic mechanical cone brake
- Drum diameter/Length:**
PN 86255 – 2.5”/9.0” (6.4cm/23cm)
PN 87840 – 2.625”/9.0” (6.6cm/23cm)
- Weight:** PN 86255 – 89 Lbs. (40.4 kg), PN 87840 – 64 Lbs. (29.02 kg)
- Rope:** Wire – 80’, 3/8” diameter (28.6m, 9.5mm diam.)
Synthetic – 100’, 3/8” diameter (30m, 9.5mm diam.)
- Fairlead:** PN 86255 – Roller, PN 87840 – polished aluminum hawse
- Recommended Battery:** 650 CCA minimum for winching
- Battery leads:** 2 gauge, 72” (1.83m)
- Finish:** Powder coat

12V DC performance specs (first layer of drum)			
Line Pull Lbs. (kg)	Line Speed Ft./min. (M/min.)	Motor Current	Pull by layer: layer/Lbs. (kg)
0	25.9 (7.8)	66 amps	1/10000 (4536)
2000 (910)	13.0 (3.9)	160 amps	2/8000 (3629)
4000 (1810)	9.6 (2.9)	247 amps	3/7280 (3302)
6000 (2720)	7.1 (2.1)	332 amps	4/6670 (3026)
8000 (3630)	5.0 (1.5)	417 amps	5/6230 (2826)
10000 (4536)	2.3 (0.7)	502 amps	



Winch dimensions:
20.8” L. x 6.3” D. x 6.97” H.
(528mm L. x 160mm D. x 177mm H.)

Mounting bolt pattern:
10.0” x 4.5” (254mm x 114.3mm)





WARN VR8000 Great for lighter trucks, Jeeps and SUVs

A full 8,000 lb. pulling capacity makes this winch great for lighter trucks, Jeeps, and SUVs. Quick line speed, durable construction, and WARN® dependability ensure this winch will come through time and time again.

- Now available in two versions: wire rope with roller fairlead, or WARN Spydura® synthetic rope with polished aluminum hawse fairlead.
- Legendary WARN reliability and performance; 8,000 lb. (3630 kg) capacity.
- Low-profile design will fit most trucks and SUVs.
- Separate control pack for various mounting options.
- Exclusive brake design for superior winching control.
- Durable, smooth, and reliable three-stage planetary gear train.
- Series-wound motor for plenty of power and fast line speed.
- Remote control with 12' (3.7m) lead.
- 94' (28.6m) of wire rope, or 100' (30m) of synthetic rope.
- Backed by the full WARN Limited Lifetime Warranty.

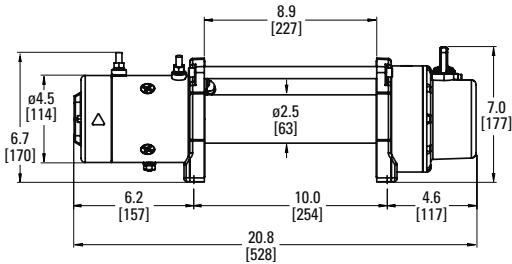
PN 86245 (VR8000, with wire rope and roller fairlead)

PN 87835 (VR8000-s, with synthetic rope and aluminum hawse fairlead)

SPECIFICATIONS:

Winch model: VR8000, VR8000-s
Part numbers: PN 86245 (steel rope), PN 87835 (synthetic rope)
Rated line pull: 8,000 Lbs., (3629 kg) single-line
Motor: 12V DC Series wound
Electrical controls: Solenoid
Remote control: Remote switch, 12' (3.7m) lead
Gear train: 3-stage planetary
Gear ratio: 216:1
Clutch (freespooling): Sliding ring gear
Brake: Automatic mechanical cone brake
Drum diameter/Length:
PN 86245 – 2.5"/9.0" (6.4cm/23cm)
PN 87835 – 2.625"/9.0" (6.6cm/23cm)
Weight: PN 86245 – 80 Lbs. (36.3 kg), PN 87835 – 62 Lbs. (28.12 kg)
Rope: Wire – 94', 5/16" diameter (28.6m, 8mm diam.)
Spydura™ synthetic – 100', 3/8" diameter (30m, 9.5mm diam.)
Fairlead: PN 86245 – Roller, PN 87835 – polished aluminum hawse
Recommended Battery: 650 CCA minimum for winching
Battery leads: 25mm², 72" (1.83m)
Finish: Powder coat

12V DC performance specs (first layer of drum)			
Line Pull Lbs. (kg)	Line Speed Ft./min. (M/min.)	Motor Current	Pull by layer: layer/Lbs. (kg)
0	29 (8.8)	69 amps	1/8000 (3629)
2000 (910)	14.2 (4.3)	179 amps	2/7280 (3302)
4000 (1810)	9.9 (3)	281 amps	3/6670 (3026)
6000 (2720)	7.3 (2.2)	381 amps	4/6230 (2826)
8000 (3630)	4.8 (1.4)	457 amps	



Winch dimensions:
20.8" L. x 6.3" D. x 6.97" H.
(528mm L. x 160mm D. x 177mm H.)

Mounting bolt pattern:
10.0" x 4.5" (254mm x 114.3mm)



THE CAN OPENER TRAIL, TILLAMOOK STATE FOREST, OR. Talk about extreme trails, this one has a "filter" to keep out drivers who are poorly equipped. It takes rugged WARN products to keep a rig from becoming the "ripped open can" on this unforgiving trail.



WARN 16.5ti Highest capacity, most technologically advanced winch for big trucks

The 16.5ti features the full diagnostic ability of WARN® thermometric technology, plus the extreme sealing, durability, and reliability that the WARN ti-series of winches are known for. Series-wound motor combined with a 3-stage planetary gear train delivers 16,500 lbs. of pulling power. Thermometric indicator LED provides operator feedback on motor temperature.

- Extreme-duty sealing helps protect the winch from the outside elements.
- Series-wound, high-speed motor provides fast line speed and strong pulls.
- Exclusive brake design provides superior control while winching.
- Aluminum control box cover for added protection of the electronics.
- Durable 3-stage planetary gear train for smooth, reliable, operation.
- Remote control with 12' (3.7m) lead and thermometric LED indicator for operator feedback.
- Chip-resistant powder-coated finish with primer undercoating for superior corrosion protection.
- 90' of 7/16" (27m of 11mm) diameter wire rope.

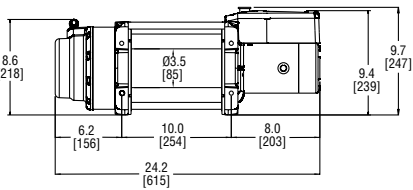
PN 68801

SPECIFICATIONS:

Winch model: 16.5ti
Part number: 68801
Rated line pull: 16,500 Lbs. (7484 kg) single-line
Motor: 12V 4.6 hp, series wound
Electrical controls: Solenoid
Remote control: Remote switch, with LED indicator 12' (3.7m) lead
Gear train: 3-stage planetary
Gear ratio: 315:1
Clutch (freespooling): Rotating ring gear
Brake: Automatic mechanical cone brake
Wire rope: 90', 7/16" diameter (27m, 11mm diam.)
Fairlead: Roller
Recommended battery: 650 CCA minimum for winching
Battery leads: 2 gauge, 72" (1.83m)
Finish: High-gloss powder coat over primer undercoating
Drum diameter/length: 3.5"/8.2" (9cm/21cm)
Weight: 138 Lbs. (63 kg)

12V DC performance specs (first layer of drum)

Line Pull Lbs. (kg)	Line Speed Ft./min. (M/min.)	Motor Current	Pull by layer: layer/Lbs. (kg)
0	23.6 (7.20)	68 amps	1/16500 (7484)
2000 (907)	12.07 (3.68)	138 amps	2/15279 (6930)
4000 (1814)	9.22 (2.81)	189 amps	3/12672 (5748)
6000 (2721)	7.37 (2.25)	240 amps	4/10824 (4910)
8000 (3628)	6.08 (1.85)	291 amps	
10000 (4536)	5.12 (1.56)	342 amps	
12000 (5443)	4.40 (1.34)	393 amps	
14000 (6350)	3.86 (1.18)	444 amps	
16000 (7257)	3.38 (1.03)	494 amps	
16500 (7484)	3.24 (0.99)	507 amps	



Winch dimensions:
24.2" L. x 8.5" D. x 9.7" H.
(628mm L. x 216mm D. x 247mm H.)

Mounting bolt pattern:
10.0" x 4.5" (254mm x 114.3mm)



DRY LAKE BED—DESERT RUN. Nothin' lightweight going on here...Heavy Duty Bumper, Heavyweight 16.5ti winch. Good stuff to have if that big tow rig breaks through the crust.



PACIFIC NORTHWEST RAINFOREST—OREGON, USA: A big rig and a big ATV in pursuit of big game. Yeah, a big winch is a good idea. The WARN 16,500 lb. would haul them all out of the woods. Simultaneously.



WARN M15000 Enough capacity for the heaviest loads

- A heavy-duty 15,000 lb. capacity winch with a 4.6hp series-wound motor. Direct drive cone braking system. Control pack is designed for clearance and ease of access. Large-frame architecture means this winch will stand up to the stresses of heavy winching.
- High strength carrier plates are designed to handle heavy geartrain stresses.
 - Series-wound, high-speed motor provides fast line speed and strong pulls.
 - Brake provides superior control while winching.
 - Remote-mount control box allows for various mounting options.
- Durable 3-stage planetary gear train for smooth, reliable, operation.
 - Remote control with 12' (3.7m) lead.
 - Chip-resistant powder-coated finish .
 - 90' of 7/16" (27m of 11mm) diameter wire rope.

PN 47801 (12V), **PN 478022** (24V)

SPECIFICATIONS:

- Winch model:** M15000

Part numbers: 47801 (12V), 478022 (24V)

Rated line pull: 15000 Lbs., (6804 kg) single-line

Motor: Series wound, 12V 4.6 hp, 24V 2.5 hp

Electrical controls: Contactor

Remote Control: Remote switch, 12' (3.7m) lead

Gear train: 3-stage planetary

Gear ratio: 315:1

Clutch (freespooling): Rotating ring gear
- Brake:** Automatic mechanical cone

Drum diameter/Length: 3.5"/8.2" (9cm/21cm)

Weight: 136 Lbs. (62 kg)

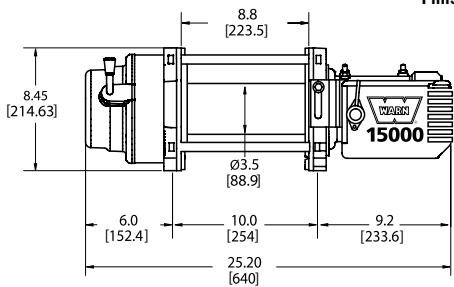
Wire rope: 90', 7/16" (27m, 11mm) diameter

Fairlead: Roller

Recommended battery: 650 CCA minimum for winching

Battery leads: 2 gauge, 72" (1.83m)

Finish: Argent gray powder coat



Winch Dimensions:
25.2" L. x 8.5" D. x 11" H.
(556mm L. x 215mm D. x 279mm H.)

Mounting Bolt Pattern:
10.0" x 4.5"
(254mm x 114.3mm)

12V DC performance specs (first layer of drum)

Line Pull Lbs. (kg)	Line Speed Ft./min. (M/min.)	Motor Current	Pull by layer: layer/Lbs. (kg)
0	22.2 (6.77)	67 amps	1/15000 (6804)
2000 (910)	7.27 (2.22)	135 amps	2/13890 (6300)
4000 (1810)	5.41 (1.65)	185 amps	3/11520 (5225)
6000 (2720)	4.43 (1.35)	235 amps	4/9840 (4463)
8000 (3630)	3.79 (1.16)	285 amps	
10000 (4540)	3.31 (1.01)	335 amps	
12000 (5440)	2.93 (.893)	385 amps	
14000 (6350)	2.61 (.796)	435 amps	
15000 (6800)	2.48 (.756)	460 amps	

24V DC performance specs (first layer of drum)

Line Pull Lbs. (kg)	Line Speed Ft./min. (M/min.)	Motor Current	Pull by layer: layer/Lbs. (kg)
0	28 (8.6)	24 amps	1/15000 (6800)
2200 (1000)	10.2 (3.1)	85 amps	2/13900 (6300)
4400 (2000)	7.5 (2.3)	115 amps	3/11400 (5200)
6600 (3000)	6.9 (2.1)	142 amps	4/9700 (4400)
8800 (4000)	6.6 (2.0)	170 amps	
11000 (5000)	6.2 (1.9)	190 amps	
13200 (6000)	5.2 (1.6)	210 amps	
15000 (6800)	4.3 (1.3)	235 amps	





WARN M12000 A reliable workhorse to meet heavy winching needs

Big torque, power, and fast no-load retrieval speed. 3-stage planetary gear train combined with a 4.6hp series wound motor produce 12,000 lbs. of pulling power. Low profile design so it fits where you want it.

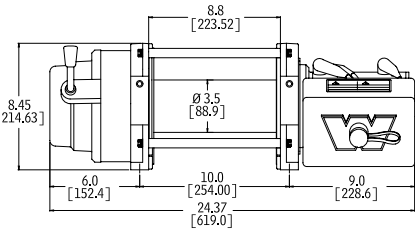
- Large frame winch design to handle heavier winch loads.
- Series wound, high-speed motor provides fast line speed and strong pulls.
- Brake provides superior control while winching.
- Remote-mount control box allows for various mounting options.
- Durable 3-stage planetary geartrain for smooth, reliable, operation.
- Remote control with 12' (3.7m) lead.
- Chip-resistant powder-coated finish.
- 125' of 3/8" (38m of 9.5mm) diameter wire rope.

PN 17801 (12V)
PN 265072 (24V)

SPECIFICATIONS:

Winch model: M12000
Part numbers: 17801 (12V), 265072 (24V)
Rated line pull: 12000 Lbs., (5440 kg) single-line
Motor: Series wound, 12V 4.6 hp, 24V 2.5 hp
Electrical controls: Contactor
Remote Control: Remote switch, 12' (3.7m) lead
Gear train: 3-Stage planetary
Gear ratio: 261:1
Clutch (freespooling): Rotating ring gear
Brake: Automatic mechanical cone
Drum diameter/Length: 3.5"/8.2" (9cm/21cm)

Weight: 136 Lbs. (62kg)
Wire rope: 125', 3/8" diameter (38m, 9.5mm diam.)
Fairlead: Roller
Recommended battery: 650 CCA minimum for winching
Battery leads: 2 gauge, 72" (1.83m)
Finish: Argent gray powder coat



Winch Dimensions:
24.37" L. x 8.45" D. x 11" H.
(619mm L. x 214.63mm D. x 279mm H.)
Mounting Bolt Pattern:
10.0" x 4.5"
(254mm x 114.3mm)

12V DC performance specs (first layer of drum)			
Line Pull Lbs. (kg)	Line Speed Ft./min. (M/min.)	Motor Current	Pull by layer: layer/Lbs. (kg)
0	30 (9.14)	67 amps	1/12000 (5443)
2000 (910)	14 (4.27)	140 amps	2/11120 (5044)
4000 (1810)	8.62 (2.63)	210 amps	3/10340 (4690)
6000 (2720)	6.92 (2.11)	250 amps	4/9770 (4432)
8000 (3630)	5.80 (1.77)	320 amps	5/9250 (4196)
10000 (4540)	4.39 (1.34)	370 amps	
12000 (5440)	3.86 (1.18)	440 amps	

24V DC performance specs (first layer of drum)			
Line Pull Lbs. (kg)	Line Speed Ft./min. (M/min.)	Motor Current	Pull by layer: layer/Lbs. (kg)
0	31.94 (9.57)	24 amps	1/12000 (5443)
2000 (910)	11.7 (3.57)	105 amps	2/11120 (5044)
4000 (1810)	9.5 (2.90)	129 amps	3/10340 (4690)
6000 (2720)	8.5 (2.59)	152 amps	4/9770 (4432)
8000 (3630)	7.5 (2.29)	175 amps	5/9250 (4196)
10000 (4540)	6.5 (1.98)	198 amps	
12000 (5440)	6.0 (1.83)	221 amps	



SWEET HOME—OR. Home sweet muddy home.
A high horsepower custom mud bogger is flat out fun.

MOUNTING SYSTEMS/BUMPERS/BODY ARMOR:

PUSH THE ENVELOPE AND DRIVE WITH CONFIDENCE

Warn Industries means more than just winches. We manufacture a full line of mounting systems and specialty bumpers engineered specifically to withstand the stresses encountered in winching operations and off-road driving.

The WARN line also includes products that wrap your vehicle in rugged protection. Heavy gauge, steel body armor and accessories in the form of rock sliders, bumpers, and skid plates. All follow Warn Industries' legacy of durability and functionality.

PACIFIC NORTHWEST—RAINFOREST. Hunting season, the biggest elk run for the thickest underbrush, way back in the mucky muck. That's when you're glad you've got a PowerPlant for a hunting buddy.

WARN GEN II TRANS4MER MOUNTING SYSTEM

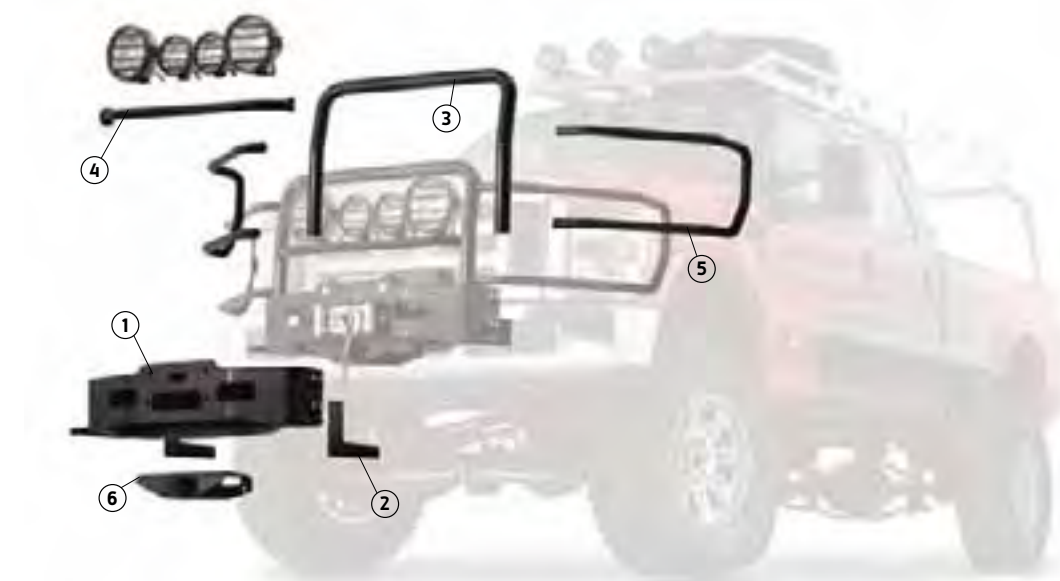
The WARN® Gen II Trans4mer® winch tray attaches directly to your vehicle's frame, making it easier than ever to mount a winch to a vehicle. Now, whether you simply need a strong, durable place to mount your WARN winch, or you want the top-of-the line system with headlamp guards, grille guard, light bar, and front receiver, the WARN Gen II Trans4mer system is more accessible, durable, and versatile than ever before.



Gen II Trans4mer system, complete with all options



Gen II Trans4mer mounting kit, brackets, and 16.5ti winch



GEN II TRANS4MER COMPONENTS (sold separately):

① Mounting Kit

- Required part
- Allows you to mount a WARN winch
- Available for mid-frame or large-frame winches
- Includes tow hooks
- Available in black or stainless steel finish

② Mounting Brackets

- Required part
- Engineered to fit specific makes of vehicles

③ Grille Guard Kit

- Gives you extra protection to your vehicle's grille area
- Allows you to mount other optional parts
- Vehicle-specific application
- Available in black or stainless steel finish
- Choose from short* or tall version
- Optional part to kit

④ Light Bar Kit

- Lets you mount up to four WARN lights
- Attaches to the Grille Guard; has two different mounting positions
- Available in black or stainless steel finish
- Optional part (lights not included)

⑤ Headlamp Guard Kit

- Protects the area around your vehicle's headlamps
- Vehicle-specific application
- Attaches to Grille Guard
- Available in black or stainless steel finish
- Optional part to kit

⑥ Receiver Bracket Kit

- 2" receiver for the front of a vehicle.
- For use with WARN Multi-Mount system or receiver shackle
- Universal fit
- Available in black finish only
- Optional part to kit

* Light Bar and Headlamp Guards not compatible with short Grille Guard Kit



HUNTING DAY ON THE COAST—PACIFIC RIM. Fall means hunting season. Fall means mud. Fall means dragging out an 800-pound bull elk to the truck. No sweat for the Trans4mer hiding that 16.5ft winch.

2008 Ford Super Duty equipped with stainless steel Gen II Trans4mer Mounting Kit, Grille Guard Tube (short version)



2011 Chevy Silverado 2500 equipped with WARN Gen II Trans4mer Mounting Kit and Grille Guard Tube (short version)



2011 Ram HD equipped with WARN Gen II Trans4mer Mounting Kit (stainless)



2011 Ford Super Duty equipped with WARN Gen II Trans4mer Mounting Kit, Grille Guard Tube (tall version), Headlamp Guards, and Light Bar



2011 Ford Super Duty equipped with WARN Gen II Trans4mer Mounting Kit, Grille Guard Tube (tall version), Headlamp Guards, and Light Bar



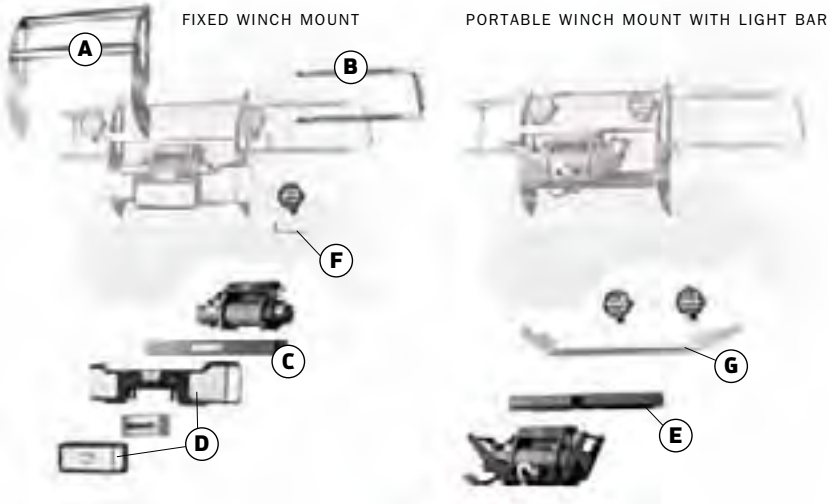
2010 Dodge HD equipped with WARN Gen II Trans4mer Mounting Kit, Grille Guard Tube (tall version), Headlamp Guards, and Light Bar

2012 Toyota Tacoma equipped with the new black powder-coat finish Trans4mer Grille Guard, Winch Carrier, and ZEON Winch.



WARN TRANS4MER MOUNTING SYSTEM

The original WARN® Trans4mer® can be configured in several ways to match your needs. This system is engineered so the Grille Guard uprights bolt directly to the vehicle's frame, and the Winch Carrier then bolts to the Grille Guard uprights. All components are sold separately, so you can configure the system to meet your needs.



TRANS4MER COMPONENTS (sold separately):

- A Grille Guard**
The foundation of the Trans4mer system. The Grille Guard comes with two uprights and two crossbars, and bolts directly to the vehicle's frame. It is a required component because it provides the base for all other options.
- B Brush Guards**
Add style and protection with brush guards that compliment your vehicle's lines.
- C Winch Carrier**
For a fixed winch mount, you'll need to add the Winch Carrier. Made of black powder-coated steel. Bolts to grille guard.
- D SST Carrier Cover**
Bolts over the carrier to give a smooth, contoured, and integrated look to the Trans4mer. Includes fairlead cover.
- E Front Receiver Bar**
For a portable winch mount, choose the 2" front receiver. Designed to hold the Multi-Mount winch. Bolts to grille guard.
- F Light Mounting Brackets**
"L" shaped brackets are designed to mount lights from the sides of the grille guard.
- G Light Mounting Bar**
Light bar with two mounting tabs can be easily added to the Trans4mer system. Bolts to grille guard.
- Choice Of Finish: Polished Stainless Or Black Powder-coat**
See the WARN application guide for part numbers and application listings



Ford Super Duty equipped with stainless steel Trans4mer grille guard, brush guards, winch carrier, M15000 winch, SST carrier cover.



Ford F-150 equipped with stainless steel Trans4mer grille guard, brush guards, winch carrier, PowerPlant winch, SST carrier cover, angled light bar.



GMC Sierra HD equipped with stainless steel Trans4mer grille guard, brush guards, winch carrier, M15000 winch, and SST carrier cover.



Dodge Ram HD equipped with stainless steel Trans4mer grille guard, brush guards, winch carrier, M15000 winch, SST carrier cover.



Chevrolet Suburban equipped with black powder-coat finish Trans4mer grille guard, brush guards, winch carrier, and 9.5cti winch.



Toyota Tundra equipped with stainless steel Trans4mer grille guard, brush guards, winch carrier, PowerPlant winch, SST carrier cover.

MULTI-MOUNT WINCH MOUNTING SYSTEM

For those looking for added versatility with their winch, the WARN® Multi-Mount system allows you to have a winch on the front or rear of the vehicle for maximum flexibility. Simply add the receiver to the front of the vehicle, and the Quick Connect wiring to the rear, and you're ready to go.



WARN FRONT RECEIVER One of the simplest ways to mount your portable winch is with the WARN 2" front receiver. Installation is easy. The receiver mounts directly on most vehicle frames without drilling. For part numbers, see application guide or go to www.warn.com

QUICK CONNECT POWER ACCESSORIES

A). Dust Cover (for Quick Connect plug) **PN 69847**

B). Quick Connect and 28"771cm power lead. Connects to winch **PN 36080**

C). Quick Connect plugs only, no power lead **PN 22680**

D). Quick Connect and 7.5'2.2m power lead, for front mounting of portable winch **PN 26405**

E). Quick Connect booster cable kit **PN 26769**



QUICK CONNECTOR WIRING KITS FOR REAR OF VEHICLE

20'6m connection for rear of vehicle. Includes Power Interrupt kit and dust cover **PN 32963**

24'8m connection for rear of vehicle. Includes Power Interrupt kit and dust cover **PN 32966**



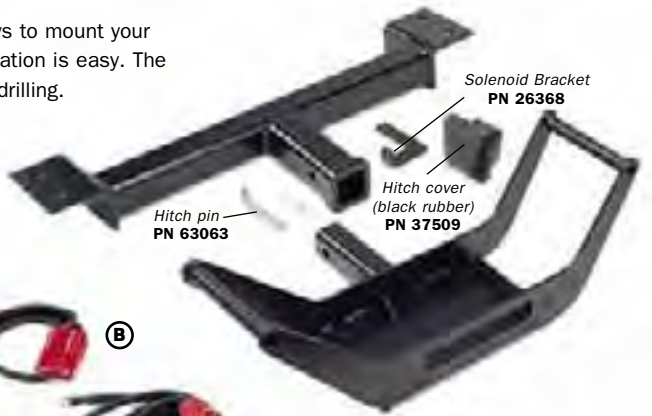
WINCH CARRIER

Mount your WARN winch to this carrier for a portable winch configuration. Constructed of black coated steel. Pre-drilled to mount the ZEON™ 8 and 10, 9.5xp, XD9000i, XD9000, M8000, VR8000 and M6000 winches. Carrier kit includes Quick Connect wiring for front of vehicle (winch and rear wiring is sold separately).

PN 89990 ZEON winch carrier and wiring for front of vehicle. ZEON winch sold separately.

PN 26370 Winch carrier and wiring for front of vehicle. Winch sold separately. Note: to mount the 9.5ti/cti you must purchase as a complete kit.

PN 75330 Multi-Mount Winch Carrier for PowerPlant HP. PowerPlant sold separately. Includes wiring for front of vehicle.



PORTABLE WINCH KITS Complete packages include winch, carrier and wiring for front of vehicle.

9.5cti MULTI-MOUNT

This kit includes the winch, remote, carrier, 7.5' power lead with Quick Connect plug for front of vehicle and hawse fairlead.

PN 85760
PN 85757 (for the H2 Hummer)



XD9000i MULTI-MOUNT

Kit includes winch, remote, carrier, 7.5' power lead with Quick Connect plug for front of vehicle and hawse fairlead. **PN 37441**



OREGON DUNES OHV AREA—NEAR THE PACIFIC OCEAN. These vast dunes of fine sand will swallow 4WD rigs for lunch. Unless, of course, the WARN 9.5xp winch has anything to say about it.



HIDDEN KIT WINCH MOUNTING SYSTEM

Some vehicle owners want the functionality of a winch, but without the winch visible on the front of the vehicle. For these folks, WARN® offers the Hidden Kit Mounting System. With this kit, you can mount a WARN winch using factory frame holes while retaining the factory bumper. Available for select Chevrolet, GMC, Dodge, and Ford full-size trucks.



'99-'12 FORD SUPER DUTY The WARN Hidden Kit for the Ford Super Duty will accommodate large-frame WARN winches (including the 16.5ti) behind the original bumper. Once installed, the bumper extends out only 6" more than stock, and any gaps can be filled in with the Skirting Kit (sold separately). The factory tow hooks remain intact and functional. Access to the winch controls is from the top.



'02-'05 DODGE 1500 PICKUP The kit for the Ram 1500 mounts the winch completely behind the existing factory bumper, and will accommodate any WARN low-profile winch up to the 9.5xp. Access to controls is cleanly hidden behind the front grille.



'97-'03 FORD 4X4 F-150, F-250 AND EXPEDITION The winch mounts inside the factory bumper, and access to controls is gained through the large air intake. The wire rope is fed through a roller fairlead mounted beneath the bumper.



CHEVY AND GMC 1/2 TON PICKUPS AND SPORT UTILITIES

This kit will handle your WARN winch, including the 9.5xp. While the winch is hidden and protected from the elements, the remote control extension (included with kit) allows you to plug the remote into your choice of several convenient locations.



HEAVY DUTY CHEVROLET AND GMC TRUCKS

This hidden kit comes with a special XD9000 short-drum winch that fits the unique requirements of this mounting system. The kit bolts directly to the truck frame so the only visible feature is the bumper and the integrated roller fairlead.



'04-'05 FORD F-150

This kit includes a special 9,000-lb. short-drum winch that fits precisely behind the factory bumper. An all-steel WARN carrier plate supports a space-efficient hawse fairlead bracket in the front and the winch on the reverse side while still providing easy clutch lever access.

WARN HD BUMPERS FOR CHEVY, DODGE, AND FORD TRUCKS

When you want the ultimate front bumper for your truck, you want the WARN® Heavy Duty Bumper. These units are contoured to the shape of the vehicle's grille and body and have that custom-made look. They offer excellent protection thanks to a one-piece welded design that incorporates round light ports and a concealed winch mount. The WARN Heavy Duty Bumper is for the larger capacity WARN winches, including the 16.5ti.

KEY FEATURES INCLUDE:

- Welded, one-piece construction uses heavy 1/4" and 3/16" thick steel.
- Integrated winch mounting structure provides maximum strength. Rated for use with all WARN Heavyweight Series winches, including the 16.5ti.
- Bumpers available with or without tubular grille/brush guard.
- Brush guards constructed of large diameter, welded steel tubing.
- Welded eyelets for D-shackles (shackles sold separately).
- Bumper design provides generous tire clearance and accommodates oversize tires.
- Bumper features integrated light ports, and includes WARN W350F Fog Lights with wireless remote. Additional light mounting holes on top of the bumper.
- Black powder-coat finish with undercoat delivers maximum durability.
- Commercial duty rated and fleet approved.



2011 Ford Super Duty F-250, F-350, F-450, F-550

DRIED UP LAKEBED—WESTERN U.S. Pulling a pre-runner just before race day. Not quite as fun as the race itself, but it beats working. Note: that Heavyweight winch would pull both these rigs at the same time.



Accepts any large-frame (foot-forward) WARN winch.



Bumper comes with WARN W-350F Fog Beams. The 55W H3 halogen bulb and 66-degree bar-shaped light beam deliver great low-visibility performance. Includes wireless control switch.

2011 Chevy Silverado HD 2500/3500



2010-11 Dodge Ram HD 2500/3500 and 2011 Dodge Ram 4500/5500



Warn HD Bumper With Grille/Brush Guard for Ford Super Duty Models '99-12



Warn HD Bumper With Grille/Brush Guard for Chevy Silverado HD Models '03-12



Warn HD Bumper (without tubes) for Ford Super Duty Models '99-12

WARN HD BUMPERS FOR OLDER FULL SIZE FORD, CHEVY AND DODGE TRUCKS. KEY FEATURES INCLUDE:

- Bumpers available with or without tubular grille/brush guard.
- All steel construction and textured black powder-coated finish.
- Additional light mounting holes on top of the bumper.
- Reuses factory tow hooks or comes with welded eyelets for D-shackles depending on application (shackles sold separately).
- Accommodates diesel applications and oversize tires.
- Commercial duty rated and fleet approved.
- Rated for use with all WARN® large-frame winches including the 16.5ti.
- Bumpers with integrated tubular grille/brush guard includes WARN W350F Fog Lights.
- Bumpers without grille/brush guard, lights sold separately.



Warn HD Bumper With Grille/Brush Guard for Dodge Models '02-12

ROCK CRAWLER FRONT BUMPER FOR JEEP WRANGLER JK, TJ, YJ, AND CJ

These bumpers have tapered ends for increased approach angles, welded eyelets to mount D-shackles, and pre-drilled holes to mount lights. Available for Jeep CJs, YJs, TJs, and JKs, these WARN bumpers are laser-cut from 3/16" steel, then CNC formed and robotically welded for precise fit. The bumpers wear a black powder-coated finish for durability and good looks.



JK WRANGLER

Shown equipped with front Rock Crawler Bumper, shackles, grille guard tube, front skid plate for factory blocker beam, winch mounting plate and PowerPlant Dual Force HP winch, 5" flood lights and SDB-160 spot/flood lights.



TJ WRANGLER

Shown equipped with front Rock Crawler Bumper, shackles, winch mounting plate, PowerPlant Dual Force HP winch and SDB-160 spot/flood lights. Grille guard is not pictured, but is available.

YJ WRANGLER

Shown equipped with front Rock Crawler Bumper, shackles, grille guard tube, winch mounting plate, XD9000i, and SDB-160 spot/flood lights.

'76-'86 CJ SCRAMBLER
Front Rock Crawler Bumper.





BACKCOUNTRY TRAIL—BIGGS, OR. This rig is ready for anything: Stubby bumper, 9.5cti-s winch, Spydura rope, bumper-mounted HID driving lights, SDB lights, WARN hubs.

ROCK CRAWLER STUBBY BUMPER FOR JEEP WRANGLER JK AND TJ

For those looking to equip their vehicle for serious rock crawling, WARN® now offers a narrower version of the popular Rock Crawler Bumper. Laser-cut and CNC-formed for durability, these bumpers have eyelets for D-shackles and recessed mounting hardware for a clean finish and reduced fastener corrosion. All bumpers include a winch mount that accepts all WARN mid-frame winches, 12,000 lbs. capacity and under (excluding M8274-50 winch*).

The bumper for the Jeep JK also features recessed jack points for increased recovery options. There are also recessed ports and mounts for auxiliary lights – including factory lights. An available version with a welded-on CNC-formed grille tube provides increased front-end protection (JK only).

* Winch mounting plate PN 87675 required for mounting M8274-50 to JK Stubby Bumper without grille guard tube. M8274-50 winch is not compatible with TJ Stubby Bumper and JK Stubby Bumper with grille guard tube.



WARN Rock Crawler Stubby Bumper for the Jeep JK, without grille guard tube



WARN Rock Crawler Stubby Bumper for the Jeep JK, with welded-on grille guard tube



WARN Rock Crawler Stubby Bumper for the Jeep TJ



WARN ELITE SERIES™ FRONT BUMPER FOR THE JEEP WRANGLER JK

Whether you're planning an overland expedition or just out exploring, these bumpers are designed for life off road. Features include a low, recessed winch mount for the ultimate winch protection, and a wrap-around design that offers strength and style. There are recessed ports and mounts for auxiliary lights, and a welded-on CNC-formed grille tube for increased protection

(optional). There are recessed jack points for increased recovery options, and eyelets for D-shackles. Mounting fasteners are hidden inside the bumper for a clean finish and reduced corrosion. This is the ultimate bumper for those who are looking for versatility, capability, and protection.



WARN Elite Series Front Bumper, with welded-on grille guard tube

FEATURES

- Recessed winch mount accepts all WARN® mid-frame winches 12,000 lbs. capacity and under (excluding M8274-50).
- Recessed light ports and mounts for auxiliary lights (lights sold separately).
- Laser cut and CNC-formed steel construction.
- Available with and without welded-on, CNC-formed grille guard tube.
- Recessed jack points for more stable jack positioning.
- Sand blasted prior to powder-coat for increased coating durability.
- Mounting fasteners hidden inside for clean finish and reduced fastener corrosion.



WARN Elite Series Front Bumper, without grille guard tube



MOJAVE ROAD—CA. Historic trail, terrific ride. Nothing like a leisurely backcountry tour, unleashing your inner explorer. Check out that distinctive Elite Series bumper.





WARN ELITE SERIES REAR BUMPER AND TIRE CARRIER FOR THE JEEP WRANGLER JK

The new WARN® Elite Series™ Rear Bumper for the Jeep Wrangler JK and new JK Tire Carrier have been engineered and built to be more durable and easier to use. The Elite Series Rear Bumper is made from durable 1/8" and 3/16" steel and covered in a corrosion-resistant black powder coating. It features raised corners for increased departure angles to maximize off road performance and has welded eyelets for D-rings to increase your recovery options. This bumper will work with the factory receiver hitch and can accommodate up to a 40" spare tire. The new JK Tire Carrier uses a chassis-mounted pivot and has a tailgate-synchronized swing-out design. It can be easily opened with one hand, and takes the weight off of the tailgate. Plus, the unique anti-vibration design keeps things quiet on and off the trail.



PN 89525 (rear bumper)
PN 89800 (tire carrier)



ROCK CRAWLER REAR BUMPER FOR JEEP WRANGLER JK, TJ, YJ, AND CJ

This tough, durable bumper gives maximum off-road performance, thanks to its tapered ends for increased approach angles. For increased recovery options on Jeep JK, TJ, YJ, and CJ, there's an integrated 2" receiver hitch to mount your portable winch or shackle bracket (not rated for towing). The Rear Rock Crawler JK Bumper features welded eyelets for D-shackles and a cutout for the factory receiver hitch.



TIRE CARRIER The WARN® Tire Carrier for the Rock Crawler Rear Bumper is designed to carry a heavier wheel and tire, up to 37" in diameter. The carrier pivots on a robust 1-1/2" solid steel shaft pin that comes up through the bumper into the frame carrier. The shaft itself is welded – not bolted. Structural T-joint welds (vs. corner welds) will make this unit stand the test of time. A polyurethane pad reduces rattling. Includes frame reinforcing brackets.

WHITE-KNUCKLE CITY, AKA MOAB RIM TRAIL—UT: With slick rock ledges and tight turns, this trail earns a 7+ on the trail difficulty scale. High clearance and a 9.5cti winch are the order of the day.



WINCH MOUNTING PLATES FOR JEEP WRANGLER VEHICLES

Off-roaders have two options for mounting a WARN® winch on their Jeep JK, TJ, YJ, or CJ. The first option is a plate that mounts the PowerPlant Dual Force, 9.5cti and most other WARN winches to the WARN Rock Crawler bumper, or standard factory bumper.

The second option is a mounting plate that marries the WARN M8274-50 to the WARN Rock Crawler or factory bumper. An optional grille guard tube is available for this kit, too.

GRILLE GUARD TUBE FOR JEEP TJ STOCK BUMPER

Black, powder-coated steel tube for the Jeep Wrangler TJ factory bumper. Accommodates all current WARN winches (except M8274-50).



Note: WARN winch plate is required



Winch mounting plate kit for **JEEP JK WRANGLER**
For mounting M8274-50 Winch

Winch mounting plate for **JEEP TJ WRANGLER**
For mounting M8274-50 Winch

Winch mounting plate for **JEEP TJ WRANGLER**
For all current WARN mid-frame winches, except M8274-50

Winch mounting plate for **JEEP CJ WRANGLER**
For all current WARN mid-frame winches, except M8274-50

Winch mounting plate for **JEEP YJ WRANGLER**
For all current WARN mid-frame winches, except M8274-50



Note: not all available kits are pictured above. See the WARN app guide for part numbers and more information. Or go to www.warn.com

UNIVERSAL FLATBED WINCH MOUNTING PLATES

FOOT DOWN WINCH MOUNT

Kit includes winch mounting plate, solenoid mounting bracket and nuts and bolts kit. Pre-drilled to mount the ZEON, PowerPlant, Endurance 12.0, 9.5cti, 9.5xp, XD9i, XD9, M8, and VR8 winches.

PN 13942 Foot down winch mount kit **PN 60368** Plate only

FOOT FORWARD WINCH MOUNT

Kit includes winch mounting plate with nuts and bolts kit. Pre-drilled to mount the ZEON, M12, 9.5xp, XD9, M8274-50, M8, and VR8 winches (not pictured).

PN 11078 Foot forward winch mount kit (not pictured)

FOOT DOWN WINCH MOUNT FOR TRAILERS

Designed to be mounted to a trailer. The ends of the mounting plate are cut at an angle to accommodate the shape of a trailer tongue (other plates are square on the ends). Pre-drilled to mount the ZEON, 9.5cti, 9.5xp, XD9i, XD9, M8, VR8, and the WARN 1700 and 4700 winches. Kit includes mounting plate and filler plate (filler plate is designed to mount WARN utility winch fairlead).

PN 63885 Foot down winch mount kit **PN 68782** Filler plate only



WARN ROCK CRAWLER BUMPERS FOR THE TOYOTA PICKUP AND JEEP XJ CHEROKEE



FRONT

This bumper replaces the factory front bumper for increased off-road performance, durability, and style. These units showcase sloped vertical surfaces, which are tapered and welded. This is to maintain approach angles and not act like a plow in deep mud or snow. The bumper's sides continue around to match up with the vehicle's flares and style lines. Welded eyelets are ready for D-shackles and the winch mounting system is integrated and pull-tested for mid-frame winches up to 12,000 lbs. Made from 3/16" and 1/4" steel, and covered in a black powder-coated finish (Note: not rated for tow-bar use, does not fit ZEON™ winches).

REAR

The WARN® Rock Crawler Rear Bumper for the Jeep XJ Cherokee and Toyota Pickup is designed with off-road performance in mind. The bumper sits high and tight, and is sloped to maintain approach angles and ground clearance. Welded eyelets will mount D-shackles, creating anchor points to increase your vehicle's recovery options.

Both bumpers are built from 3/16" and 1/4" laser-cut steel, which is CNC formed, and robotically welded for excellent fit and durability. These units come finished in a black powder coating, and are compatible with factory and aftermarket rear receivers.

TIRE CARRIER FOR THE CHEROKEE XJ

The Cherokee bumper is available in a version that's designed to accept the WARN Tire Carrier. Built to carry heavier tires (up to 37"), this robust carrier has all the heavy duty features needed to make it hold up over the long run.



OFF-ROAD BUMPERS FOR THE TOYOTA FJ CRUISER

Warn® Industries offers front and rear Off-Road Bumpers for the Toyota FJ Cruiser to allow greater off-road recovery options. The Front Bumper accepts all current WARN mid-frame winches up to 12,000 lbs., including the PowerPlant Dual Force, and features an integrated grille guard, light brackets, and fog lamp mounts.

The Rear Bumper fits around the factory receiver hitch and accommodates the factory back-up sensors if so equipped. It has welded eyelets for D-shackles, and there's a recessed area allowing up to a 33" tire to be transported on the factory tire carrier.

Both bumpers wear a black powder-coated wrinkle finish for good looks and outstanding durability.



WORLD'S BIGGEST SANDBOX. Remember playing trucks in the sandbox when you were a kid? It's like that. Pack a lunch, pack a winch, and boldly go where few others dare.



WESTERN MUD BOG—OR. Another day at the office, WARN style. Not far from our back door lies plenty of mud from October through, well, October. The ZEON winch is up to the challenge.




WARN BODY ARMOR FOR JEEP VEHICLES

WARN ROCK SLIDERS FOR THE JEEP WRANGLER AND CHEROKEE

Take on the toughest trails with WARN® Rock Sliders. These rugged parts are designed to guard against damage from rocks and boulders, keeping your vehicle looking and performing at its best. Thick steel construction and black powder-coated finish ensure durability and good looks. For the TJ, YJ, and CJ, the steel plate bolts right to the Jeep's body.

For Wrangler JK and Cherokee XJ, tube-style sliders use support brackets to bolt to the frame/subframe. Mounting hardware is included.

Tube style rock sliders for the Wrangler JK **PN 74580** '07-12 JK, two door
PN 74575 '07-12 JK, four door



Tube style rock sliders for the '84-01 XJ Cherokee **PN 67930**



Plate style rock sliders for the Wrangler TJ, YJ and CJ

PN 69875 '04-05 TJ Unlimited
PN 71500 '03-06 TJ
PN 63002 '97-02 TJ
PN 63003 '87-96 YJ
PN 63004 '76-86 CJ7



WARN OIL PAN SKID PLATE FOR THE JEEP TJ WRANGLER

Bolt-on design with a frame attachment bracket that allows drive shaft travel. It also means easy conversion from a stock to lifted vehicle. Made from 1/8" 11-gauge steel and black powder-coated.

PN 65152 Jeep '97-03 TJ (4-cylinder)

PN 65020 Jeep '97-03 TJ (6-cylinder. Excludes Rubicon and Unlimited models)



WARN STEERING BOX SKID PLATE FOR THE JEEP WRANGLER

Provides maximum protection and clearance. Large holes allow for debris clearance without sacrificing structural support. Made from 3/16" steel and black powder-coated.

PN 64650 Jeep YJ '87-96

PN 64250 Jeep TJ '97-06 (includes Rubicon)

WARN FUEL TANK SKID PLATE FOR THE JEEP WRANGLER

Bolts directly onto the frame using the existing factory attachment points. On the TJ model, the skid plate has a dropped center relief for proper fuel pump clearance and protection. Both plates feature drain holes to keep the plate free of debris. Durable black powder-coat finish fights off rust.

PN 67820 Fuel tank skid plate for the Jeep TJ Wrangler

PN 66550 Fuel tank skid plate for the Jeep YJ Wrangler

WARN DIFFERENTIAL SKID PLATE

Provides full protective coverage. Slides over objects and won't snag or hang up. Made from 3/16" steel. Available in black powder-coat.

PN 65443 (Dana 30, black)
PN 65445 (Dana 35, black)
PN 65447 (Dana 44, black)
PN 65449 (Dana 60, black)
PN 65637 (Ford 8.8, black)



TRANSFER CASE SKID PLATE FOR THE JEEP XJ CHEROKEE

Save your innards with bolt-on ease. This plate is designed to give you maximum protection. Made from 1/8" and 3/8" steel with black powder-coat finish.

PN 68930 '84-01 Cherokee XJ (Fits vehicles equipped with NP231 transfer cases only)

WINCH ACCESSORIES:

EVERYTHING YOU NEED TO GO PREPARED

To Go Prepared means not only having the right winch and mounting system, but the accessories to go along with it. It could be a snatch block to help with angled pulls, or a tree protector to tread lightly. Whatever your need, combining your WARN winch with the correct accessory kit makes it an even more versatile and productive tool.

THE COAST RANGE—OR. The bull elk grow big around here...one makes a good payload for an F150. But first you've got to get it to the Ford, and then get yourself out of the forest.

Medium-Duty Winching Accessory Kit

Our most popular winching accessory kit has been upgraded so you can get even more from your WARN® winch. Designed for winch capacities to 10,000 lbs. (4536 kg).

KIT INCLUDES:

- 20,000 lbs. (9072 kg) maximum capacity snatch block, with grease port.
- 2" x 8' (5cm x 2.4m) tree trunk protector, rated to 14,400 lbs. (8165 kg).
- 2" x 30' (5cm x 9.1m) standard recovery strap, rated to 14,400 lbs. (8165 kg).
- 3/4" (20mm) D-shackles (2x).
- Heavyweight denier carry bag.
- WARN winching gloves.

PN 88900 Medium-Duty Winching Accessory Kit



NEW



Medium-Duty Winching Accessory Kit, Camo

Designed for winch capacities to 9,500 lbs. (4310 kg).

KIT INCLUDES:

- 20,000 lbs (8618 kg) maximum capacity snatch block, with grease port.
- 4" x 8' (10cm x 2.4m) tree trunk protector. Rated to 30,000 lbs breaking strength.
- 3" x 30' (8cm x 9m) standard recovery strap. Rated to 21,600 lbs/9797 kgs.
- 3/4" (20mm) clevis/D-shackles (2x).
- Camo nylon soft case.
- WARN gloves.

PN 62858

Heavy-Duty Winching Accessory Kit

Designed for winch capacities to 12,000 lbs. (5440 kgs).

KIT INCLUDES:

- Heavy-duty snatch block. 24,000 lbs (10886 kg) maximum capacity .
- Tree trunk protector, 4" x 8' (10cm x 2.4m) Rated to 30,000 lbs breaking strength.
- 3/4" (20mm) clevis/D-shackle.
- Standard recovery strap, 3" x 30' (8cm x 9m). Rated to 21,600 lbs/9797 kg.
- Camouflage nylon soft case.
- 10' of 5/16" (3m of 8mm) grade 7 choker chain.
- WARN gloves.

PN 29460

Heavy-Duty Winching Accessory Kit

PN 37881 Nylon soft case (bag only)

Winching Gloves

All-new WARN® winch gloves provide superior fit and protection. These gloves are designed to help protect your hands from the sharp barbs and abrasion that may occur when handling winch rope. Mandatory equipment when working with winch rope.

- Durable synthetic leather with Kevlar reinforcement resists abrasion.
- Extra reinforcements provide superior knuckle and fingertip protection.
- Shock absorbing palm.
- Terry cloth sweat wipe.
- Neoprene wrist and pull strap.
- ID tag.

PN 88895



ZEON Control Relocation Kit

Hardware and wiring required to mount control pack remotely from winch.

PN 89970 Short kit

PN 89960 Long kit



ZEON Winch Rope Cover

Customize your ZEON™ winch's look and protect the winch rope with this durable cover.

PN 87555 Slotted design

PN 89775 Solid design



Receiver Shackle Bracket

Combines a heavy-duty receiver bracket with a 3/4" (20mm) shackle. Utilizes a standard Class III receiver hitch as a recovery point for off-road use. Fits all standard Class III hitches (hitch pin not included).

PN 29312 Receiver shackle bracket

PN 63063 Hitch pin kit 5/8" (15.9mm) diameter hitch pin and clip. Fits 2" class III receiver.



WARN Tree Trunk Protector

Use this rigging strap along with a clevis/D-shackle to secure the winch rope to a wide variety of anchor points and objects. This strap is designed to help protect a live tree from the kind of damage a choker chain or wire rope might cause. Constructed of tough, high quality nylon webbing. Red warning marker encased in the strap is designed to indicate damaged webbing. End loops are reinforced with abrasion-resistant wear pads.

PN 88995 4" x 8' (10cm x 2.4m) tree trunk protector. Rated to 30,000 Lbs. (13,607 kg).

PN 88897 2" x 8' (5cm x 2.4m) tree trunk protector. Rated to 14,400 Lbs. (6531 kg)

PN 88896 1" x 8' (2.5cm x 2.4m) tree trunk protector. Rated to 6400 Lbs. (2900 kg)



WARN Recovery Straps

Use a recovery strap to “snatch” or pull out a stuck vehicle. Nylon webbing absorbs the shock of heavy pulls, while the elastic rebound energy aids in quick recovery. Constructed of tough, high quality nylon webbing. Red warning marker encased in the strap indicates damaged webbing. End loops are reinforced with abrasion-resistant wear pads. Note: you should never use a recovery strap in a winching operation. For winching operations use a tree trunk protector strap or choker chain.



All WARN recovery and tree trunk protector straps include a red warning marker encased in the strap to indicate damaged webbing

PN 88924 3" x 30' (8cm x 9m) premium recovery strap. Rated to 21,600 Lbs. (9797 kg) Features a 18" (457mm) nylon sliding sleeve to help prevent excessive wear caused by exposure to sharp objects.

PN 88922 2" x 30' (5cm x 9m) premium recovery strap. Rated to 14,400 Lbs. (8165 kg). Features a 18" (457mm) nylon sliding sleeve to help prevent excessive wear caused by exposure to sharp objects.

PN 88913 3" x 30' (8cm x 9m) standard recovery strap. Rated to 21,600 Lbs. (9797 kg)

PN 88911 2" x 30' (5cm x 9m) standard recovery strap. Rated to 14,400 Lbs. (6531 kg)



WARN Snatch Blocks

Used properly, the multi-purpose snatch block can double the pulling power of any winch, or change your pulling direction without damaging the wire rope. They also help to reduce heat build up and amp draw.

PN 15640 24,000 Lbs (10886 kg) maximum capacity heavy-duty snatch block, with grease port. For winch capacities to 12,000 Lbs. (5440 kg) with 3/8" (9.5mm) wire rope.

PN 88899 20,000 Lbs (9072 kg) maximum capacity snatch block, with grease port and overload indicator. For winch capacities to 10,000 Lbs (4535 kg) with 5/16" (8mm) wire rope.

PN 63490 33,000 Lbs. (14968 kg) maximum capacity heavy-duty snatch block, with grease port. For winch capacities to 16,500 Lbs. (7484 kg) with 7/16" (11mm) wire rope.

Shackle

The clevis D-shackle provides a means for connecting the looped ends of cables, straps and snatch blocks. The shackle's pin is threaded to allow easy removal.

PN 88999 For 6000 Lbs. (2721 kg) capacity winches and larger. 3/4" (20mm) shackle with 7/8" pin diameter.

PN 88998 For 4500 Lbs. (2041 kg) capacity winches and under. 1/2" (12.7mm) pin diameter.



Roller Fairlead

Reduces wire rope wear, especially on pulls at severe angles.
Zinc plated finish.

PN 5742 For winches over 6,000 Lbs./2721 kg capacity (except M15000 and 16.5ti).
PN 69394 For M15000 and 16.5ti winches.



Hawse Fairleads

WARN® offers two hawse fairleads: standard black and polished aluminum. The black unit is good for use with wire or synthetic rope on winches with a 6,000 lb. pull capacity or greater. The new polished-aluminum fairleads are designed to be used with synthetic rope only, and decrease the possibility of fraying.

PN 73850 Standard hawse fairlead
PN 87914 Polished aluminum hawse fairlead (standard drum)
PN 73852 Polished aluminum hawse fairlead (short drum)



Fairlead Cover

Roller fairlead covers are made of high-strength ABS co-laminate and attach easily to a roller fairlead.

PN 60390 Fits the Trans4mer, Classic Bumper, Combo Kit, and Jeep mounting kits.
PN 25584 Fits Enforcer Bumper
PN 35363 Fits Semi-Hidden Kit (F150 & Silverado only—not Sierra)
PN 25580 Fits Semi-Hidden Kit (Sierra & Super Duty)
PN 63499 Replacement fairlead cover for SST carrier cover (with mid-frame winch)
PN 63500 Replacement fairlead cover for SST carrier cover (with large-frame winch)



Roller fairlead cover
PN 60390 for Trans4mer
winch mounting system

Wireless Control System

The WARN Wireless Control System lets you operate your truck’s winch remotely from up to 50' away. The system will work with any WARN winch with a 5-wire electrical system.

The system is easy to install and a cinch to use. For easy installation, the Wireless Control System comes with a receiver with an internal antenna, and all of the necessary mounting hardware. The receiver is potted for extreme resistance to water and the elements. The weather-proof transmitter has two large buttons that make it easy to operate, even while wearing gloves, and its two-color LED provides operator feedback.

PN 76080 Wireless Control System for WARN truck/SUV winches



Winch Remote Control

Remote control stands up to rough treatment off-road. Rubberized, ergonomic pistol-grip handle. Ultra-weather/mud resistant thanks to improved sealing. Simple, intuitive operation. 12' (3.7m) lead. Compatible with previous generation of WARN truck winches.

PN 83665 Standard remote
PN 83653 Remote for PowerPlant
PN 83669 Remote for Endurance 12.0
PN 83658 Remote for 9.5ti, 9.5cti, and 16.5ti



PN 26769

Quick Connect Booster Cables

This kit provides convenient power connections that utilize the WARN® heavy-duty Quick Connect system. Features 4 gauge copper cable construction. Includes:

- 4' (1.2m) battery connector cable with Quick Connect plug for easy access to battery power without opening the hood.
- 16' (5m) booster assembly with connector clamps allow stranded vehicles' battery to be reached from almost any position.
- Quick Connect plug dust cover keeps connector clean and ready to use.
- Installation hardware for easy installation to either top or side post batteries.

PN 26769 Complete kit as described above
PN 26771 16'/5m booster assembly with connector clamps only

Quick Connect
POWER ACCESSORIES

Quick Connect power accessories provide a safe and simple power source for portable winches and booster cables. Plugs allow convenient connection and disconnection to the battery power source. Power connections can be added to the front, rear or both ends of the vehicle.

Heavy-duty, for winches over 3,000 lbs. capacity:

PN 22680 Quick Connect plugs for 2–4 ga. cable, one pair
PN 36080 28"/71cm Quick Connect power cable, for attachment to winch control pack
PN 26405 90"/2.2m Quick Connect power cable, for front of vehicle
PN 32963 20'/6m Quick Connect power cable, for rear of vehicle. Includes power interrupt kit
PN 32966 24'/8m Quick Connect power cable, for rear of vehicle. Includes power interrupt kit
PN 69847 Quick Connect plug dust covers



Quick Connector and
28"/71cm power lead.
Connects to winch.
PN 36080

Dust Cover (for Quick
Connect plug)
PN 69847

Quick Connect
plugs only, no
power lead.
PN 22680

Quick Connector and 7.5'/2.2m
power lead, for front
mounting of portable winch
PN 26405

Power Interrupt Kit

Allows you to connect aftermarket accessories to a battery lead and then disconnect power from a dash mounted switch. Recommended for extra protection. **PN 62132**



Tow Hooks

Secured properly to your vehicle’s frame, tow hooks provide an attachment point for wire hooks, straps and chains, increasing your recovery options. Mounting hardware is included. Rated to 8,000 lbs. (3,629 kgs) capacity. Sold individually.

PN 13230 Black
PN 13200 Chrome



Choker Chain

Can be used to hook up to another vehicle or sharp object for an anchor point. 10' of 5/16" (3m of 8mm) grade 7 choker chain with hooks.

PN 26083





WARN Spydura Synthetic Rope

Spydura® synthetic winch rope is constructed of a unique ultra high molecular weight polyethylene material and offers high abrasion resistance and tremendous tensile strength. Coated with high temperature urethane, equipped with a temperature resistant sleeve on the first layer and a ballistic nylon sliding sleeve, Spydura synthetic winch rope provides extreme protection against wear and abrasion. The unique self-tightening rope attachment designed to hold the rope secure on the winch drum makes this exclusive offering from WARN® ideal for pushing the limits on the trail.

- Constructed of a unique ultra high molecular weight polyethylene material
- Delivers high abrasion resistance and excellent tensile strength
- Coated with urethane for increased UV and chemical resistance
- Includes a high temperature resistant sleeve on the first layer, and a unique self-tightening rope attachment designed to hold the rope secure on the winch drum
- A ballistic nylon sliding sleeve provides extra protection against abrasion and wear
- For WARN winches with 10,000 Lbs. (4535 kg) pull rating or less

PN 87915 100' of 3/8" diameter synthetic rope
PN 88468 80' of 3/8" diameter synthetic rope




Note: rope must be used with polished aluminum hawse fairlead



Replacement Wire Rope

Damaged wire rope must be replaced to safely operate any winch. Constructed of aircraft wire rope and galvanized to help resist corrosion. Includes swaged loop on one end, and wire rope terminal on the other.



Wire Rope Extension

Galvanized aircraft wire rope with loop on both ends allows you to extend the reach of your winch.

PN 25430 5/16" x 50' (8mm x 15m)
PN 25431 3/8" x 75' (9.5mm x 23m)



Replacement wire rope part numbers:		
WINCH MODEL AND PN	WIRE ROPE LENGTH/DIAMETER	PART NUMBER
16.5ti, PN 68801	90', 7/16" (27m, 11mm)	PN 61950
M15000, PN 47801	90', 7/16" (27m, 11mm)	PN 61950
M15000, PN 478022	90', 7/16" (27m, 11mm)	PN 61950
M12000, PN 17801 ^A	125', 3/8" (38m, 9.5mm)	PN 38423
M12000, PN 265072 ^A	125', 3/8" (38m, 9.5mm)	PN 38423
POWERPLANT DUAL FORCE		
HP, CE, PN 71800 ^A	125', 5/16" (38m, 8mm)	PN 38312
POWERPLANT DUAL FORCE,		
HD, CE PN 71801 ^A	80', 3/8" (24m, 9.5mm)	PN 74313
Endurance 12.0, PN 73010 ^A	80', 3/8" (24m, 9.5mm)	PN 74313
12.0 XE, CE, PN 78600 ^A	80', 3/8" (24m, 9.5mm)	PN 74313
9.5xp, PN 68500 ^A	100', 5/16" (30m, 8mm)	PN 38314
9.5xp, CE, PN 86500 ^A	100', 5/16" (30m, 8mm)	PN 38314
9.5cti, PN 97550 ^A	125', 5/16" (38m, 8mm)	PN 38312
9.5cti, Multi-Mount Kit, PN 85760 ^A	125', 5/16" (38m, 8mm)	PN 38312
9.5cti, Multi-Mount Kit for		
H2 Hummer, PN 85757 ^A	125', 5/16" (38m, 8mm)	PN 38312
9.5ti, PN 67550 ^A	125', 5/16" (38m, 8mm)	PN 38312
9.5ti, CE, PN 87550 ^A	125', 5/16" (38m, 8mm)	PN 38312
9.5ti, Multi-Mount Kit, PN 65735 ^A	125', 5/16" (38m, 8mm)	PN 38312
9.5ti, Multi-Mount Kit for		
H2 Hummer, PN 67912 ^A	125', 5/16" (38m, 8mm)	PN 38312
9.0RC, PN 71550 ^A	50', 3/8" (15m, 9.5mm) (synthetic)	PN 71717
ZEON 8 ^A	100', 5/16" (30m, 8mm)	PN 89212
ZEON 10 ^A	80', 3/8" (24m, 9.5mm)	PN 89213
ZEON 12 ^A	80', 3/8" (24m, 9.5mm)	PN 89213
XD9000i, PN 27550 ^A	125', 5/16" (38m, 8mm)	PN 38312
XD9000i, Multi-Mount Kit		
PN 37441 ^A	125', 5/16" (38m, 8mm)	PN 38312
XD9000, PN 28500 ^A	100', 5/16" (30m, 8mm)	PN 38314
XD9000, CE PN 88500 ^A	100', 5/16" (30m, 8mm)	PN 38314
XD9000, PN 265012 ^A	100', 5/16" (30m, 8mm)	PN 38314
M8274-50, PN 3863 ^A	150', 5/16" (46m, 8mm)	PN 38311
M8274-50, CE, PN 88631 ^A	150', 5/16" (46m, 8mm)	PN 38311
M8274-50, PN 375832 ^A	150', 5/16" (46m, 8mm)	PN 38311
M8000, PN 26502 ^A	100', 5/16" (30m, 8mm)	PN 38314
M8000, PN 88502 ^A	100', 5/16" (30m, 8mm)	PN 38314
M8000, PN 265032 ^A	100', 5/16" (30m, 8mm)	PN 38314
VR8000, PN 86245 ^A	94', 5/16" (28.6m, 8mm)	PN 86514
VR10000, PN 86255 ^A	94', 3/8" (28.6m, 9.5mm)	PN 86515
VR12000, PN 86260 ^A	94', 3/8" (28.6m, 9.5mm)	PN 86515

FOOTNOTES: A Includes loop thimble.

Hook Strap

The WARN® hook strap is essential for proper handling of the hook. Use it to hold the hook and keep fingers away from the fairlead as the wire rope is being spooled in.
PN 69645



Guide to Winching Techniques

Informative booklet helps you learn the important facts concerning the proper use of your winch. Also available for immediate download free of charge at www.warn.com



PN 62885



Hard Cover FOR XD9000i WINCH

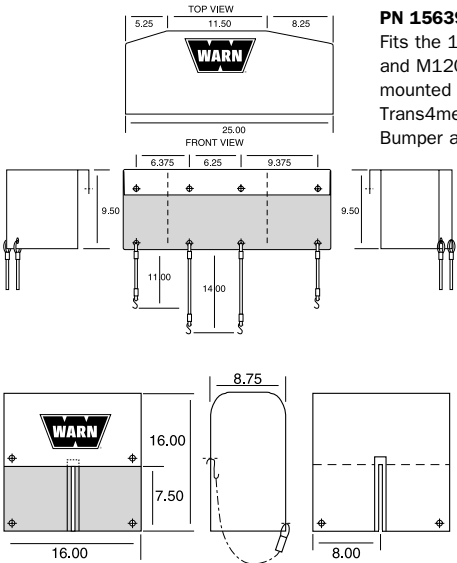
Available for the XD9000i winch, the hard winch covers are made from high impact co-laminate.
PN 34035 For XD9i winch with a roller fairlead, mounted on the Trans4mer system only
PN 34700 For XD9i winch with a roller fairlead, mounted on the Jeep YJ



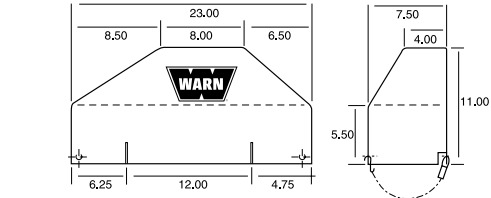
MUD MANIA—OR . You call that buried? We're just getting started. Juice it with a little HP, a good VR winch and a lot of attitude and you're good to go.

Soft Winch Covers

WARN® soft winch covers are made of durable nylon-backed vinyl, and hold securely with elastic bungee cord fasteners.

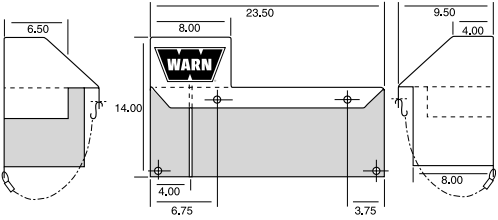


PN 15639
Fits the 16.5ti, M15000 and M12000 winches mounted on the Trans4mer, Classic Bumper and Flatbed Mount

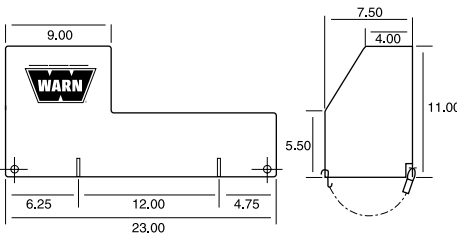


PN 13917
Fits 9.5cti, 9.5ti, XD9000i, and winches mounted on the Trans4mer, Combo Kit, Multi-Mount and Flatbed Mount

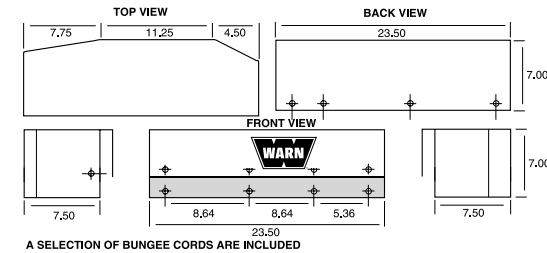
Fits 9.5xp, XD9000, M8000, VR8000, VR10000, VR12000 and M6000 (with control pack mounted behind winch motor), mounted on the Trans4mer, Combo Kit, Multi-Mount and Flatbed Mount



PN 13918
Fits 9.5xp, XD9000, M8000 and M6000 winches mounted on the Classic Bumper (when winch control pack is mounted behind the motor)



PN 13916
For the 9.5xp, XD9000, M8000, VR8000, VR10000, VR12000 and M6000 winches, mounted the Trans4mer and Combo Kit



PN 18250
Fits 9.5ti and XD9000i mounted on the Classic Bumper

Neoprene Winch Covers

These winch covers are made of durable, tight-fitting Neoprene that resist water and cracking. A great way to protect your investment.

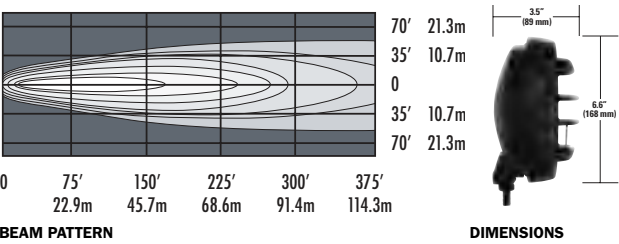
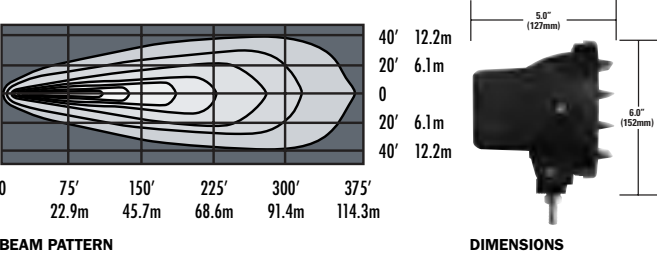
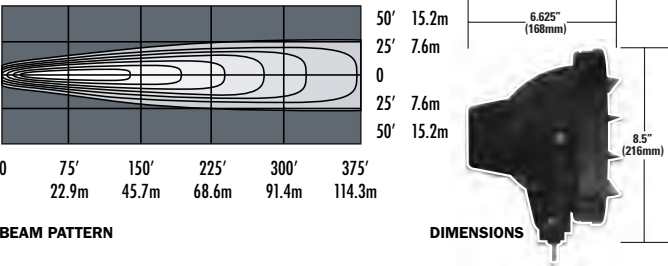
PN 81762 For PowerPlant Dual Force HP and HD
PN 81761 For 9.5cti and XD9000i winches





WARN AUXILIARY OFF-ROAD LIGHTS: NO COMPROMISE PERFORMANCE FOR THE MOST EXTREME TERRAIN

When you're out on the trail time flies, and day can easily slip into night. You need lights that forego fancy styling for a rugged functionality that can light your way back to the pavement. WARN lights have the reliability and durability that come built into the WARN name—able to stand up to the most demanding situations.



W700D-HID DRIVING LIGHTS

At 7" (17.8 cm) in diameter, these HID lights deliver outstanding range and spread, and will blaze a trail of intense white light through the darkest off-road terrain. The Xenon HID bulb is 300% brighter—and lasts 10 times longer—than 55W halogens. Features include tempered clear glass lenses, vaporized aluminum over die-cast aluminum reflectors for outstanding light output, and impact- and corrosion-resistant polymer cases for great weather resistance. The integrated ballast and wireless control switch allow for a straightforward installation.

PN 82405 (kit)

PN 82583 (single light only—no remote)



Kit contains two lights, mounting hardware, wireless control, transmitter, wiring, rock guards and covers

W400D-HID DRIVING LIGHTS

These 4" (10.2 cm) diameter HID lights have the extra light output, beam spread and reach you need to drive off-road with confidence. They're 300% brighter than a 55W halogen lights, have lower amp draw and last 10 times longer. Features include durable tempered clear glass lenses, sturdy vaporized aluminum over die-cast aluminum reflectors for maximum light output, and sealed corrosion-resistant polymer outer cases for weather resistance. A self-contained ballast and a wireless control switch mean installation is easy.

PN 82400 (kit)

PN 82579 (single light only—no remote)



Kit contains two lights, mounting hardware, wireless control, transmitter, wiring, rock guards and covers

W650D DRIVING LIGHTS

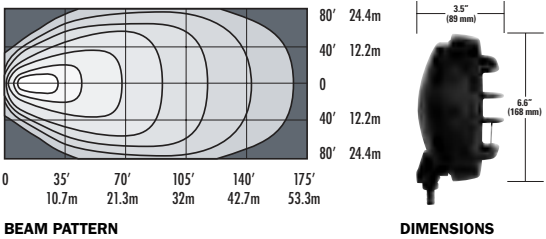
These big 6.5" (16.5 cm) halogen lights deliver outstanding performance, great value, and are ideal for increased visibility on the trail. Features include 55W H3 halogen bulbs, hardened clear glass lenses, vaporized aluminum over steel reflectors for maximum output, steel cases with a powder-coated finish for great weather resistance, and a thin profile for increased mounting options. These lights also come with a wireless control switch for simple installation.

PN 82420 (kit)

PN 82573 (single light only—no remote)



Kit contains two lights, mounting hardware, wireless control, transmitter, wiring, rock guards and covers

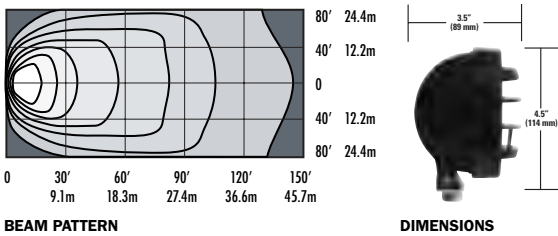


W650F FOG BEAMS

Designed to light the way through foggy, rainy, dusty, or snowy conditions, these fog beams feature large 6.5" (16.5 cm) diameter lenses and broad 70-degree beam spread. The hardened clear glass lenses have a dichroic coating, for a low-glare yellow light. Features include 55W H3 halogen bulbs, vaporized aluminum over steel reflectors for great light output, thin-profile powder-coated steel cases for excellent water resistance, and a wireless control switch for hassle-free installation.

PN 82425 (kit)
PN 82574 (single light only—no remote)

Kit contains two lights, mounting hardware, wireless control, transmitter, wiring, rock guards and covers



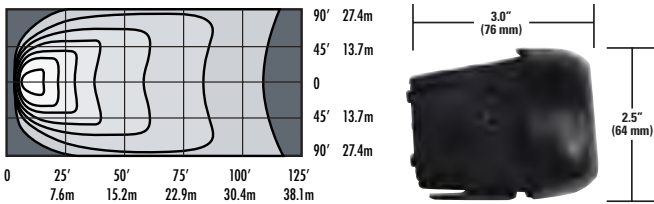
W350F FOG BEAMS

At 3.5" (8.9 cm) in diameter, these lights are the optimal medium-sized fog lights. The 55W H3 halogen bulb and 66-degree bar-shaped light beam deliver great low-visibility performance. Features include hardened clear glass lenses; vaporized aluminum over steel compound curve reflectors for maximum light output; and impact-resistant polymer cases with O-ring seals for excellent water resistance. These lights also have a wireless control switch, so there's no need to run wires through the firewall.

PN 82410 (kit)
PN 82567 (single light only—no remote)



Kit contains two lights, mounting hardware, wireless control, transmitter, wiring, rock guards and covers



W2030F FOG BEAMS

These compact 2" x 3" (5.1 cm x 7.6 cm), 55W halogen lights provide 66-degree bar-shaped beams of light, perfect for use in fog, rain, dust, or snow. Features include impact-resistant hardened blue glass lenses; durable vaporized aluminum over die-cast aluminum compound curve reflectors for maximum light output; and lightweight, corrosion-resistant aluminum cases. The new wireless control switch allows for easy installation without having to drill through the firewall.

PN 82415

Kit contains two lights, mounting hardware, wireless control, transmitter, wiring, rock guards and covers



SDB-160 HB

100,000 CANDLEPOWER DRIVING/SPOT LIGHT

The SDB-160 HB uses a Free Curve reflector. A Free Curve reflector is very efficient because it uses the whole reflector. This allows the spot beam to illuminate approximately 770 feet ahead and the driving beam illuminates the entire surface in front of the vehicle.

The SDB-160 HB has an internal light frame to protect the lamp from vibration and shock when running off-road, plus an impact resistant polycarbonate body protects the exterior. Heat and weather resistant EPT material helps protect lamp integrity.

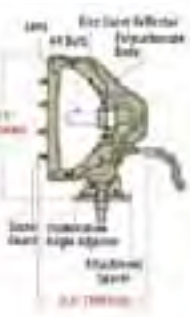
The lens of the SDB-160 HB is protected by a stone guard in a "V"-shape to let air cool the lens surface, allowing for extended operation of the lamp. The hardened glass lens has excellent heat and thermal shock resistance, strength and translucency.

Easily adjustable illumination angle to 15° up or down. Dual beam control switch includes relay control feature and LED illumination when lamps are in use. Includes wiring and dash mounted control switch.

PN 37606



Specs:		Effective Range:	
Bulb	H4	Driving beam	410'/125m
Rating	12V 100/90-Watt	Spot beam	770'/235m
Max. brightness	100,000CD		



Note: recommended for off-road use only.

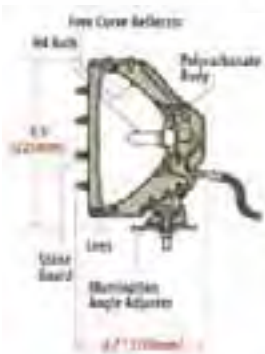
SDB-210 HB

200,000 CANDLEPOWER DRIVING/SPOT LIGHT

The SDB-210 HB uses a precision design Free Curve reflector that is outstandingly smooth and heat resistant. It reflects light efficiently due to the vaporized aluminum applied to the reflector surface. Aggressive off-road drivers will appreciate a lamp with a spot beam able to illuminate approximately 853 feet ahead, with a concentrated lighting pattern and a driving beam wide enough to supplement vehicle headlights by illuminating the entire surface in front of the vehicle. Hard off-road driving generates vibration and shock. The SDB-210 HB has an internal light frame to protect the lamp and a stone guard to protect the lens. The body is constructed of a polycarbonate resin which has excellent impact resistance. The SDB-210 HB has a weather resistant rubber seal to help protect the lamp integrity. The hardened glass lens gives excellent heat and thermal shock resistance, strength and translucency. The lamp illumination angle can be adjusted to 15° up or down to fine-tune the light pattern. Dual beam control switch includes relay control feature and LED illumination when lamps are in use. Includes wiring and dash mounted control switch.

PN 37609

Specs:		Effective Range:	
Bulb	H4	Spot beam	853'/260m
Rating	12V 100/90-Watt	Driving beam	492'/150m
Max. brightness	200,000CD		



Note: recommended for off-road use only.

HARD COVERS FOR WARN SDB LIGHTS

Hard Cover for SDB-160 (Single)..... PN 38406

Hard Cover for SDB-210 (Single)..... PN 38409



SDB LIGHTS, replacement bulbs and mounting bracket

SDB-Series, replacement bulb, H2, 55 watt.....PN 38392
SDB-Series, replacement bulb, H3, 55 watt coated (dichroic).....PN 38393
SDB-Series, replacement bulb, H4, 60/55 watt.....PN 60777
SDB-Series, replacement bulb, H4, 90/100 watt.....PN 38394
SDB-Series "L" mounting brackets (pair)PN 38405
SDB-Series, replacement switch.....PN 38402



4WD HUBS

For more than 60 years, WARN® has been offering manual hub conversions—it’s how we started. Our hubs provide increased durability and fuel economy, and are easy to install. What else would you expect from the company that invented the locking hub?



Premium Manual Hubs

The WARN Premium Hub is a no-compromise hub designed for the hardcore off-roader or truck owner who will accept nothing less than the industry standard in performance.

The all metal construction and ZA Alloy dial ensure years of reliable functioning. This dial requires a full 9/10ths of a turn to ensure positive engagement of the inner drive gear to the clutch ring. To make sure they stay engaged, WARN Premium Hubs use a thick internal wave spring and heavy dial detents.

We know our Premium Hubs will be used hard, so we build them to last. We’re so confident, that all WARN hubs are covered by a lifetime limited warranty.

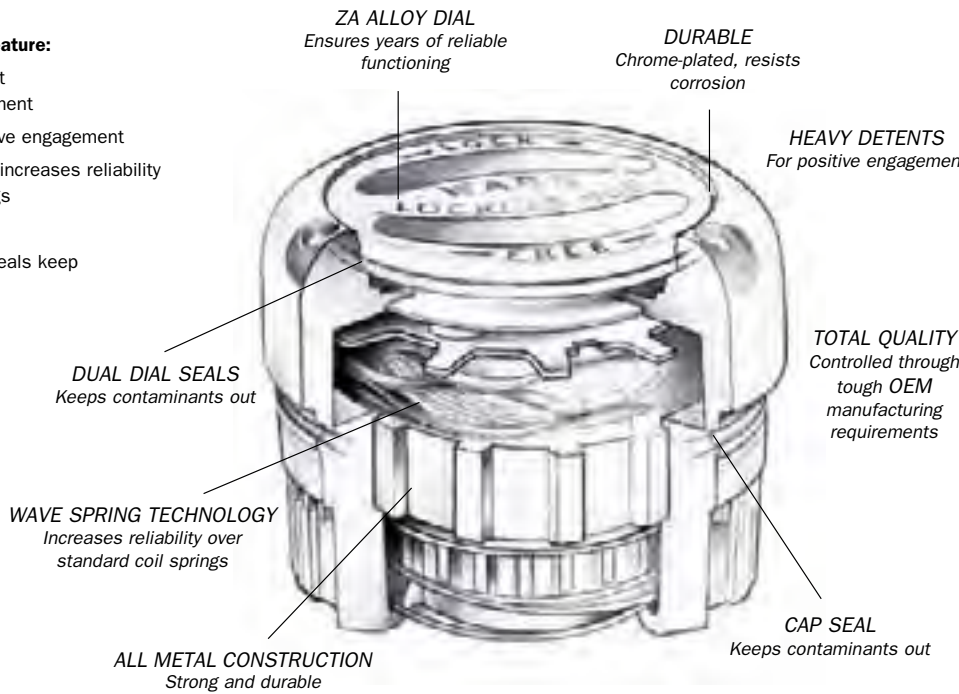
Standard Manual Hubs

WARN Standard Hubs are the ideal choice for factory hub replacement. These are the same basic hubs Warn Industries has supplied to OEMs around the world. WARN standard hubs share many features with our Premium Hubs such as a 4140 steel clutch ring and inner drive gear, and a precision cast hub body.

WARN Standard Hubs are available in three styles to fit most 4WD vehicles: Internal Mount, External Mount and Flange Mount.

All WARN Premium Hubs feature:

- 9/10 turn dial for robust engagement/disengagement
- Heavy detents for positive engagement
- Wave spring technology increases reliability over standard coil springs
- All metal construction
- ZA Alloy dial with dual seals keep contaminants out



FOOTNOTES:

- A Very early vehicles may require that the threaded axle end be cut off.
- B Will not fit '87-early '88 model vehicles, flange mount. (Dealer item only. See Ford parts & service).
- C When replacing automatic hubs with manual hubs, you must also purchase Spindle Nut Conversion Kit #27988 for '83-'89 vehicles; Conversion Kit #32720 for '90-'97.
- D Very early '90 vehicles with 23 tooth axle spline require 1989 model hubs.
- E When replacing factory automatic hubs with manual hubs, you must also purchase Spindle Nut Conversion Kit #27988 for '83-'89 vehicles; Conversion Kit #32720 for '90-'97.
- F Will not fit vehicles with factory optional chrome wheels.
- G Vehicles with full-time 4WD will require a transfer case conversion kit.
- H When replacing automatic 3 hole cap screw hubs with manual hubs, you must purchase corresponding spindle nut conversion kit per application chart.
- I Hub Set includes Stud Kit (PN 38003).
- J Not for front axle disconnect systems.
- K Will not fit dual wheel application.
- L International only; will not fit vehicle produced in North America.

4WD HUBS APPLICATIONS		Cautionary	Spline	Standard	Premium	Spindle Nut Kit	HUB SERVICE KIT	
	Year	Footnotes	Count	Manual PN	Manual PN	Std/Prem	Std	Prem
CHEVROLET/GMC								
Blazer, Jimmy, Suburban	'69-91	G, H	19	9790	20990	32720	11967	20825
1/2 Ton Pickup	'69-87	G, H	19	9790	20990	32720	11967	20825
3/4 Ton Pickup	'60-76	G	19		9072			7302
3/4 Ton Pickup	'77-87	G, H	19	9790	20990	32720	11967	20825
1 Ton Pickup	'76-87	H	30	11690	38826	32721	11714	
1 Ton Pickup, V-Series Crew Cab	'88-90	H	30	11690	38826	32721	11714	
Geo Tracker	'89-00	J	26	39198	34581			7309
DODGE								
1/2 Ton Pickup	'57-68		19		9072			7302
1/2 Ton Pickup & Ramcharger	'69-74		19	9790	20990		11967	20825
1/2, 3/4 Ton Pickup & Ramcharger	'80-93		19	9790	20990		11967	20825
3/4 Ton Pickup	'90-93		30	11690	38826		11714	
3/4 Ton Pickup	'57-74		19		9072			7302
1 Ton Pickup	'90-93		30	11690	38826		11714	
FORD								
Bronco II, Ranger	'83-89	E, D	23	29070		27988	39128	
Explorer	'90-94	D, E	27	29071		32720	39128	
Ranger	'90-97	E, D	27	29071		32720	39128	
Bronco	'66-96	B, G, H	19	9790	20990	32720	11967	20825
1/2 Ton Pickup	'59-96	B, G, H	19	9790	20990	32720	11967	20825
3/4 Ton Pickup	'59-75		19	9790	20990		11967	20825
3/4 Ton Pickup, Light Duty	'77.5-97	H	19	9790	20990	32720	11967	20825
3/4 Ton Pickup, Heavy Duty	'63-77	G	19		9072			7302
3/4 Ton Pickup, Crew Cab only	'76-77.5		19		29063			7302
3/4 Ton Pickup, Heavy Duty	'78-97	H	30	11690	38826	32721	11714	11714
1 Ton Pickup	'78-97	H	30	11690	38826	32721	11714	11714
Super Duty (F-250/350; Excursion)	'99-04	K	30	11690	38826		11714	11714
Courier, Ranger Int'l only	'99-04	L	26		61572			
INTERNATIONAL HARVESTER								
Scout	'61-70		10		29062			7300
Scout II, Terra, Traveler	'71-80		27		9062			7300
1/2 Ton Pickup, Travelall	'68-75		19	9790	20990		11967	20825
1/2 Ton, 3/4 Ton Pickup	'56-72		19		9072			7302
ISUZU								
Trooper I	'83-86		24		61424			61692
Trooper II	'87-93		17		61385			61693
Rodeo	'91-99		17		61385			61693
JEEP								
CJ, Universal, M38A1, Willys	'71 & Prior	A	10		29062			7300
CJ, Universal (6 bolt)	'72-80	G	27		9062			7300
CJ, Universal Scrambler (5 bolt)	'81-86	F	27	28751				
Jeepster C101 Commando	'66-71		10		29062			7300
Jeepster C104	'72-73		27		9062			7300
Gladiator, Wagoneer, Pickup	'73 & Prior		10		29062			7300
Full size Wagoneer, Cherokee, J-10 Pickup, Commander	'74-91	G	19	9790	20990		11967	20825
J-20 Pickup (heavy axle)	'72-76		19		9072			7302
J-20 Pickup	'77-87		19	9790	20990		11967	20825
J4800 Pickup, Camper Spl	'69-74		10		6094			7302
Jeep Station Wagon, Pickup	'65 & Prior		10		29062			7300
Hilux Int'l with Torsion bar susp	'98-01	C			28761	29918		7309
KIA								
Sportage, Retona	'95-02		26	60247				
Sportage, Retona	'95-02		26			Automatic Locking Hubs	61918	
MAZDA								
Pickup	'94-97	E	27	29071		32720		
Navajo	'90-94	E	27	29071		32720		
B Series, Fighter, Int'l only	'99-01	L	26		61572			
NISSAN								
Pickup	'84-86.5	I	26		29087			29061
Pickup, Pathfinder	'86.5-89	I	27		28739			29061
Pickup, 4 cylinder	'90-93	I	27		28739			29061
Pickup (incl. Frontier), 4 cyl	'94-01	I	28		29091			29061
Pickup (incl. Frontier), Pathfinder, 6 cyl	'90-01	I	28		29091			29061
Xterra	'00	I	28		29091			29061
SUZUKI								
Samurai, Sierra	'82-01	J	26		34581			7309
Sidekick, X-90, Vitara, Escudo	'89-01	J	26	39198	34581			7309
TOYOTA								
Pickup, Hilux, 4-Runner, with ADD	'86-95	C	26		28761	29918		7309
Landcruiser	'63-75		6		28781			7309
Landcruiser	'76-87	C	30		28771	29918		7309
Pickup, Hilux, 4-Runner	'76-85	C	30		28771	29918		7309
T100	'93-99	C	26		28761	29918		7309
T100, W/ADD	'93-99		26		28761	29918		7309
Van, Previa	'86-92	C	26		28761	29918		7309
Tacoma(w/factory man.hubs)	'95-01		26		60459			7309
Hilux Int'l with Torsion bar susp	'98-01	C			28761	29918		7309
CUSTOM APPLICATIONS								
Dana 60 axle with 35 spline outer shafts (front only)			35		62672			11714



Ford Super Duty

WARN 4X FLARES

4X Flares are ideal for just about every truck with larger tires or custom wheels. They mount inside the fender well with screws and are sealed to the fender rim with heavy-duty adhesive tape, keeping out moisture, dirt and road salt to help prevent rust. They are made of high impact ABS co-laminate, which exhibits maximum flexibility and durability. Standard 4X Flares come in a black finish, but are easily painted to match any color. Sold in pairs for either the front or rear of your vehicle, with sets of 4 manufactured for Jeep CJ, YJ and TJ.



'07 Chevy Suburban



'07 GMC Sierra





WINCHES



BUMPERS AND BODY ARMOR



ACCESSORIES AND LIGHTS



PLOWS



AXLE-DEEP IN CHRISTMAS VALLEY. This Side x Side's in a bit of a pickle. Or is it? That ProVantage 3500 has something to say about it.

WARN POWERSPORTS: A WIDE LINE OF DEPENDABILITY

When it comes to ATV and Side x Side winches, WARN® gives you freedom of choice. If you're a hardcore, extreme user, try the new ProVantage™ winches. You get market-leading performance—the best of the best—built from premium parts. For those that want best-in-class performance at an affordable price there's the WARN Vantage™. Built with proven technology, they're a tool you can always rely on.

No matter what you ride, there's a WARN product with your name on it. Durable lights, bumpers, plow systems and more. All designed to perform at the highest level. Because we ride like you do. All out, and all the time.



DEEP IN THE OREGON SLOP. This is jungle land, Oregon style. It's so thick, the light doesn't penetrate the canopy. No problem for the W-Series lights, and the muck is no challenge for a ProVantage winch.



NEW
WARN ProVantage™ 4500-S

The Most Features, the Most Power, and Synthetic Rope—Specifically for Side x Sides

This industry-leading winch is the ultimate recovery tool for Side x Sides. With 50' of market-leading, durable, lightweight, easy-to-handle 7/32" synthetic rope; a powerful permanent magnet motor; all-metal gear end housing; and 4,500 lbs. of pulling capacity; this winch lets you ride with confidence knowing you've got the muscle to get out of a stuck situation. **PN 90451**



Includes illuminated dash-mounted control switch and corded remote.

SPECIFICATIONS:

Winch model: 4500-S

Part number: 90451

Rated line pull:
4500 Lbs. (2041 kg) single-line

Motor: 12V permanent magnet

Sealing: Full

Gear train: 3-stage planetary

Rope material: Synthetic

Rope length & diameter:
50' x 7/32" (15m x 5.5mm)

Primary control:
Dash mounted rocker (illuminated)

Remote control: Corded

Best for plow lifting: Yes

Brake: Patented roller disc

Mechanical Warranty:
Limited lifetime

Electrical Warranty: 3 year

Fairlead:
Double powder-coated hawse

NEW
WARN ProVantage™ 4500

Designed for the Extra Weight of a Side x Side, and Made with Premium Parts

When it comes to a winch for your Side x Side, you need extra pulling power, and this market-leading winch has it in spades. With a massive 4,500 lb. capacity, all-metal gear end housing, and a powerful permanent magnet motor, this winch has the extra grunt needed to pull your Side x Side or a heavy load with ease.



Includes illuminated dash-mounted control switch and corded remote.

PN 90450

SPECIFICATIONS:

Winch model: ProVantage 4500

Part number: 90450

Rated line pull:
4500 Lbs. (2041 kg) single-line

Motor: 12V permanent magnet

Sealing: Full

Gear train: 3-stage planetary

Rope material: Wire

Rope length & diameter:
55' x 7/32" (17m x 5.5mm)

Primary control:
Dash mounted rocker (illuminated)

Remote control: Corded

Best for plow lifting: Yes

Brake: Patented roller disc

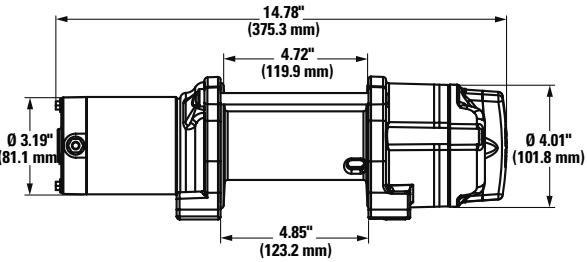
Mechanical Warranty:
Limited lifetime

Electrical Warranty: 3 year

Fairlead: Plow roller

12V DC winch performance specs (first layer of drum)

Line Pull Lbs. (kg)	Line Speed Ft./min. (M/min.)	Motor Current	Pull by layer: layer/Lbs. (kg)
0	23.6 (7.2)	19.1 amps	1/4500 (2041)
500 (227)	18.5 (5.6)	54.9 amps	2/3780 (1715)
1000 (454)	16.7 (5.1)	84.7 amps	3/3175 (1440)
1500 (680)	13.7 (4.2)	113.7 amps	4/2731 (1239)
2000 (907)	11.2(3.4)	144.7 amps	
2500 (1134)	8.4 (2.6)	175.0 amps	
3000 (1361)	7.3 (2.2)	206.3 amps	
3500 (1588)	5.7 (1.7)	241.2 amps	
4000 (1814)	3.6 (1.1)	278.8 amps	
4500 (2041)	2.9 (0.9)	318.0 amps	



Winch dimensions:
14.78" L x 4.53" D x 4.69" H.
(375mm L x 115mm D x 119mm H.)

Mounting bolt pattern:
3.0" x 6.59" (76mm x 167mm)



WARN ProVantage™ 3500-S

A Powersports Winch Big on Features and Strength

If you're riding on the edge and pushing the limits on a large ATV or Side x Side, you need a winch that'll keep up. With 50' of lightweight, easy-to-handle 3/16" synthetic rope, a powerful permanent magent motor, all-metal gear end housings, and a robust 3,500 lb. capacity, the last thing you'll worry about on the trail is getting stuck.

PN 90351



Includes corded remote and mini-rocker control switch with integrated socket.

SPECIFICATIONS:

Winch model: ProVantage 3500-S
Part number: 90351
Rated line pull: 3500 Lbs. (1588 kg) single-line
Motor: 12V permanent magnet
Sealing: Full
Gear train: 3-stage planetary
Rope material: Synthetic
Rope length & diameter: 50' x 3/16"(15m x 5mm)

Primary control: Handlebar mini-rocker with socket
Remote control: Corded
Best for plow lifting: Yes
Brake: Patented roller disc
Mechanical Warranty: Limited lifetime
Electrical Warranty: 3 year
Fairlead: Double powder-coated hawse



WARN ProVantage™ 3500

Extra Winching Power and Premium Components for Larger Powersports Vehicles

With a 3,500 lb. capacity, this winch is perfect for larger ATVs and Side x Sides. It packs the reliability and extra grunt you need to get the big jobs done. And with the durability of an all-metal gear end housing and a powerful permanent magnet motor, this winch works and plays as hard as you do.

PN 90350



Includes corded remote and mini rocker control switch with integrated socket.

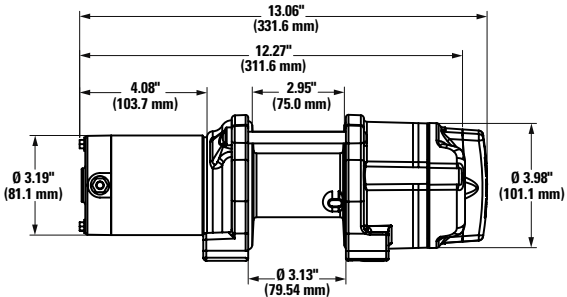
SPECIFICATIONS:

Winch model: ProVantage 3500
Part number: 90350
Rated line pull: 3500 Lbs. (1588 kg) single-line
Motor: 12V permanent magnet
Sealing: Full
Gear train: 3-stage planetary
Rope material: Wire
Rope length & diameter: 50' x 3/16"(15m x 5mm)

Primary control: Handlebar mini-rocker with socket
Remote control: Corded
Best for plow lifting: Yes
Brake: Patented roller disc
Mechanical Warranty: Limited lifetime
Electrical Warranty: 3 year
Fairlead: Plow roller

12V DC winch performance specs (first layer of drum)

Line Pull Lbs. (kg)	Line Speed Ft./min. (M/min.)	Motor Current	Pull by layer: layer/Lbs. (kg)
0	21.1 (6.4)	21.6 amps	1/3500 (1588)
500 (227)	17.2 (5.2)	51.8 amps	2/2125 (1349)
1000 (454)	14.4 (4.4)	79.3 amps	3/1806 (1147)
1500 (680)	12.1 (3.7)	107.3 amps	4/1535 (975)
2000 (907)	9.9 (3.0)	137.9 amps	
2500 (1134)	8.1 (2.5)	168.0 amps	
3000 (1361)	6.8 (2.1)	194.4 amps	
3500 (1588)	5.8 (1.8)	220.0 amps	



Winch dimensions:
13.06" L. x 4.53" D. x 4.69" H.
(331.6mm L. x 115mm D. x 119mm H.)

Mounting bolt pattern:
3.0" x 4.87" (76mm x 124mm)



CHRISTMAS VALLEY—EASTERN OR. No trees as far as the grit-filled eye can see. Just miles and miles of sand. It doesn't get any better when you're running a Side x Side and looking for fun.



BOWHUNTING THE BACKCOUNTRY—WA. Versatility thy name is Multi-Mount. Just pop on a ProVantage 2500-S wherever and whenever you need it. We call it vehicle recovery made simple.



WARN ProVantage™ 2500-S

The ATV Enthusiast’s Choice for Smaller Powersports Vehicles

This winch comes standard with premium-grade components and 50’ of 3/16” synthetic rope. This rope has market-leading strength, is lightweight, and is easy to handle—perfect for those who push the limits on the trails. This top-of-the-line 2,500 lb. capacity winch, with all-metal end housings, has all the features you want and the durability and reliability you need.

PN 90251

SPECIFICATIONS:

Winch model: ProVantage 2500-S

Part number: 90251

Rated line pull:
2500 Lbs. (1134 kg) single-line

Motor: 12V permanent magnet

Sealing: Full

Gear train: 3-stage planetary

Rope material: Synthetic

Rope length & diameter:
50’ x 3/16” (15m x 5mm)



Includes mini-rocker control switch with plug for corded remote (remote sold separately)

Primary control:
Handlebar mini-rocker with socket

Remote control: Optional

Best for plow lifting: Yes

Brake: Patented roller disc

Mechanical Warranty:
Limited lifetime

Electrical Warranty: 3 year

Fairlead:
Double powder-coated hawse

WARN ProVantage™ 2500

A Workhorse Powersports Winch Built with Premium Components

With 2,500 lbs. of pulling capacity, this workhorse is equipped with premium components, and is ideal for recovering stuck ATVs on the trail or pulling heavy loads on the worksite. With an easy-to-use clutch dial, powerful permanent magnet motor, and all-metal gear housing, this winch is a market leader.

PN 90250

SPECIFICATIONS:

Winch model: ProVantage 2500

Part number: 90250

Rated line pull:
2500 Lbs. (1134 kg) single-line

Motor: 12V permanent magnet

Sealing: Full

Gear train: 3-stage planetary

Rope material: Wire

Rope length & diameter:
50’ x 3/16” (15m x 5mm)



Includes mini-rocker control switch with plug for corded remote (remote sold separately)

Primary control:
Handlebar mini-rocker with socket

Remote control: Optional

Best for plow lifting: Yes

Brake: Patented roller disc

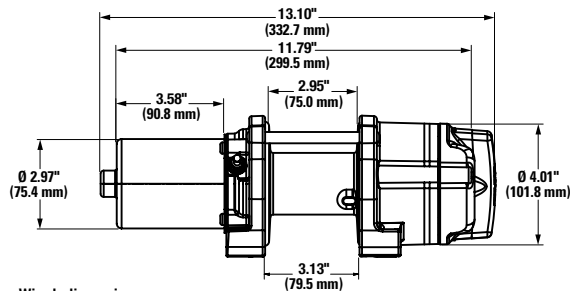
Mechanical Warranty:
Limited lifetime

Electrical Warranty: 3 year

Fairlead: Plow roller

12V DC winch performance specs (first layer of drum)

Line Pull Lbs. (kg)	Line Speed Ft./min. (M/min.)	Motor Current	Pull by layer: layer/Lbs. (kg)
0	18.7 (5.7)	16.8 amps	1/2500 (1134)
500 (227)	14.3 (4.4)	43.4 amps	2/2125 (964)
1000 (454)	11.5 (3.5)	68.8 amps	3/1806 (819)
1500 (680)	9.0 (2.7)	93.9 amps	4/1535 (696)
2000 (907)	6.9 (2.1)	121.0 amps	
2500 (1134)	5.4 (1.6)	152.4 amps	



Winch dimensions:
13.1” L x 4.53” D. x 4.69” H.
(331.6mm L x 115mm D. x 119mm H.)

Mounting bolt pattern:
3.0” x 4.87” (76mm x 124mm)

HIGH DESERT DUNES—OR, Yeah, it's a tricky spot, even for the most capable quad. Now you know why we put so much effort into crafting the perfect ATV winch.



WARN Vantage™ 4000-S

High Pulling Capacity and Synthetic Rope for Side x Side Applications

This is the perfect winch for Side x Side owners who want a powerful 4,000 lb. capacity unit with lightweight, easy-to-handle synthetic rope. With plenty of muscle and the features you need, the Vantage 4000-S will let you push the limits on the trail.

PN 89041



Includes dash-mounted control switch and corded remote.

SPECIFICATIONS:

Winch model: Vantage 4000-S

Part number: 89041

Rated line pull: 4000 Lbs. (1814 kg) single-line

Motor: 12V permanent magnet

Sealing: Full

Geartrain: 3-stage planetary

Rope material: Synthetic

Rope length & diameter: 50' x 7/32" (15m x 5.5mm)

Primary control: Dash mounted rocker

Remote control: Corded

Best for plow lifting: Yes

Brake: Mechanical spring

Mechanical Warranty: 5 year

Electrical Warranty: 1 year

Fairlead: Powder-coated hawse

WARN Vantage™ 4000

Big Pulling Power and Long Wire Rope—Specifically for Side x Sides

The Vantage 4000 is the perfect winch for Side x Side owners who need reliable big pulling power. With a stout 4,000 lb. pulling capacity, 55' of wire rope, and best-in-class performance, this winch pulls the big Side x Sides with confidence.

PN 89040



Includes dash-mounted control switch and corded remote.

SPECIFICATIONS:

Winch model: Vantage 4000

Part number: 89040

Rated line pull: 4000 Lbs. (1814 kg) single-line

Motor: 12V permanent magnet

Sealing: Full

Geartrain: 3-stage planetary

Rope material: Wire

Rope length & diameter: 55' x 7/32" (17m x 5.5mm)

Primary control: Dash mounted rocker

Remote control: Corded

Best for plow lifting: No

Brake: Mechanical spring

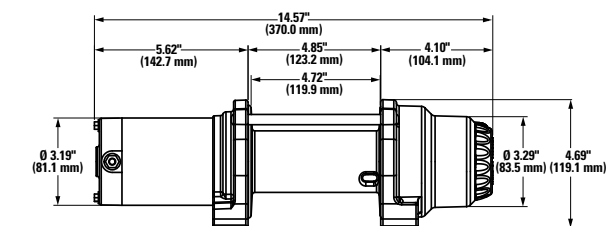
Mechanical Warranty: 5 year

Electrical Warranty: 1 year

Fairlead: Roller

12V DC winch performance specs (first layer of drum)

Line Pull Lbs. (kg)	Line Speed Ft./min. (M/min.)	Motor Current	Pull by layer: layer/Lbs. (kg)
0	18.6 (5.7)	21.6 amps	1/4000 (1814)
500 (227)	15.8 (4.8)	40.7 amps	2/3360 (1524)
1000 (454)	13.7 (4.2)	61.8 amps	3/2822 (1280)
1500 (680)	11.6 (3.5)	84.2 amps	4/2371 (1075)
2000 (907)	10.0 (3)	106.4 amps	
2500 (1134)	8.7 (2.7)	129 amps	
3000 (1361)	7.3 (2.2)	152.5 amps	
3500 (1588)	6.2 (1.9)	176.8 amps	
4000 (1814)	5.3 (1.6)	200.8 amps	



Winch dimensions: 14.57" L x 4.53" D. x 4.69" H. (370mm L. x 115mm D. x 119mm H.)

Mounting bolt pattern: 3.0" x 6.59" (76mm x 167mm)



WARN Vantage™ 3000-S

Extra Muscle for Heavier Utility Quads and Side x Sides

With 50' of lightweight, easy-to-handle 3/16" synthetic rope and 3,000 lbs. of pulling power, this is the winch to have when you want to tackle the trails on your bigger powersports vehicle. This winch is a great value, and it will pull its weight time after time. **PN 89031**



SPECIFICATIONS:

Winch model: Vantage 3000-S
Part number: 89031
Rated line pull: 3000 Lbs. (1361 kg) single-line
Motor: 12V permanent magnet
Sealing: Full
Geartrain: 3-stage planetary
Rope material: Synthetic
Rope length & diameter: 50' x 3/16"(15m x 5mm)

Primary control: Handlebar mini-rocker
Remote control: Corded
Best for plow lifting: Yes
Brake: Mechanical spring
Mechanical Warranty: 5 year
Electrical Warranty: 1 year
Fairlead: Powder-coated hawse

WARN Vantage™ 3000

More Pulling Power for Larger ATVs and Side x Sides

When you need big power at a premium value, the Vantage 3000 is an excellent choice for vehicle recovery or moving heavy loads. With great performance, a powerful motor, and 3,000 lbs. of pulling capacity, this winch will get the job done without breaking the bank. **PN 89030**



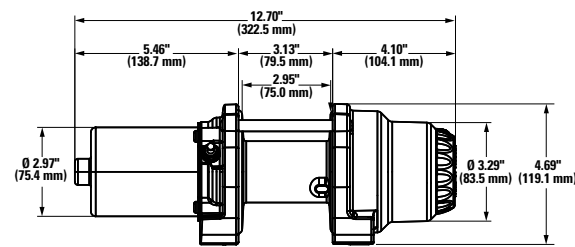
SPECIFICATIONS:

Winch model: Vantage 3000
Part number: 89030
Rated line pull: 3000 Lbs. (1361 kg) single-line
Motor: 12V permanent magnet
Sealing: Full
Geartrain: 3-stage planetary
Rope material: Wire
Rope length & diameter: 50' x 3/16" (15m x 5mm)

Primary control: Handlebar mini rocker
Remote control: Corded
Best for plow lifting: No
Brake: Mechanical Spring
Mechanical Warranty: 5 year
Electrical Warranty: 1 year
Fairlead: Roller

12V DC winch performance specs (first layer of drum)

Line Pull Lbs. (kg)	Line Speed Ft./min. (M/min.)	Motor Current	Pull by layer: layer/Lbs. (kg)
0	15.7 (4.8)	23 amps	1/3000 (1361)
500 (227)	12.8 (3.9)	41.9 amps	2/2550 (1157)
1000 (454)	10.4 (3.2)	60.9 amps	3/2168 (983)
1500 (680)	8.5 (2.6)	81.1 amps	4/1842 (836)
2000 (907)	6.8 (2.1)	101.2 amps	
2500 (1134)	5.5 (1.7)	120.8 amps	
3000 (1361)	5 (1.5)	140.4 amps	



Winch dimensions: 12.7" L x 4.53" D x 4.69" H. (323mm L x 115mm D x 119mm H.)
Mounting bolt pattern: 3.0" x 4.87" (76mm x 124mm)



WARN Vantage™ 2000-S

Ideal for Powersports Enthusiasts with Smaller ATVs

Ideal for enthusiasts with smaller ATVs, the Vantage 2000-S includes lightweight, easy-to-handle synthetic rope, best-in-class performance, and 2,000 lbs. of pulling capacity. You'll ride the trails with confidence knowing you can get out of a "stuck" situation. This winch is also great for plow lifting. **PN 89021**



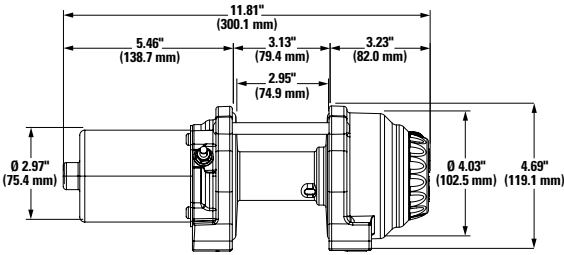
SPECIFICATIONS:

Winch model: Vantage 2000-S
Part number: 89021
Rated line pull: 2000 Lbs. (907 kg) single-line
Motor: 12V permanent magnet
Sealing: Full
Geartrain: 3-stage planetary
Rope material: Synthetic
Rope length & diameter: 50' x 5/32"(15m x 4mm)

Primary control: Handlebar mini-rocker
Remote control: None
Best for plow lifting: Yes
Brake: Mechanical spring
Mechanical Warranty: 5 year
Electrical Warranty: 1 year
Fairlead: Powder-coated hawse

12V DC winch performance specs (first layer of drum)

Line Pull Lbs. (kg)	Line Speed Ft./min. (M/min.)	Motor Current	Pull by layer: layer/Lbs. (kg)
0	14.0 (4.3)	20.3 amps	1/2000 (907)
500 (227)	11.4 (3.5)	41.9 amps	2/1700 (771)
1000 (454)	9.4 (2.9)	64.2 amps	3/1445 (655)
1500 (680)	7.5 (2.3)	89.3 amps	4/1228 (557)
2000 (907)	5.7 (1.7)	118.7 amps	



Winch dimensions: 11.81" L x 4.53" D x 4.69" H. (300mm L x 115mm D x 119mm H.)
Mounting bolt pattern: 3.0" x 4.87" (76mm x 124mm)



SE OREGON DESERT COUNTRY. Have portable winch, will travel. The ultra-light WARN XT17 Portable winch makes for a valuable passenger when you're adventure touring in the remote Oregon desert.

XT

WARN XT17 Portable Winch

The Ultimate Backup for Serious Adventure Touring

It's light. It's powerful. And it shares your sense of adventure. The XT17 winch can rein in up to 1,700 pounds of pulling capacity. And talk about easy to carry—aluminum construction, 40 feet of synthetic rope, and a 8.5lb design will have you taking it everywhere.

PN 85700
(hand-held corded remote with rigging strap and wiring)

PN 85900 (handlebar-mounted winch control with rigging strap and wiring)

SPECIFICATIONS:

Winch model: XT17 portable

Part number: 85700 (controls on winch), 85900 (controls on vehicle)

Rated line pull:
1,700 Lbs. (771 kg) single-line

Sealing: Motor

Geartrain: 3-stage planetary

Rope material: Synthetic

Rope length & diameter:
40' x 5/32" (12m x 4mm)



Control:
PN 85700 — corded remote control with 10' (3m) lead
PN 85900 — handlebar-mounted rocker switch

Best for plow lifting: No

Brake: Mechanical brake standard

Warranty: Limited lifetime

Clutch control: Cam activated

Wiring diameter: 10-Gauge

12V performance specs (first layer of drum)

Line Pull Lbs. (kg)	Line Speed Ft./min. (M/min.)	Motor Current	Pull by layer: layer/Lbs. (kg)
0	13.8 (4.2)	6	1/1700 (771)
500 (227)	10.2 (3.0)	27	2/1496 (678)
1000 (455)	6.4 (1.9)	44	3/1316 (597)
1700 (771)	4.6 (1.4)	65	4/1158 (525)

RT

WARN RT15 Portable Winch

Ideal for Lightweight Vehicles and Utility Work

Versatile tool for utility work, with a pulling capacity of 1,500 pounds. Comes with 25 feet of durable steel wire rope. Hand-held remote control attaches to the winch, making it easy to transfer between vehicles. Use with any 12V battery-equipped vehicle.

PN 86380 (hand-held corded remote with rigging strap and wiring)



SPECIFICATIONS:

Winch model: RT15 Portable

Part number: 86360

Rated line pull:
1,500 Lbs. (680 kg) single-line

Sealing: Motor

Geartrain: 3-stage planetary

Rope material: Wire

Rope length & diameter:
25' x 5/32" (7.6m x 4mm)

Control: Corded remote control with 10' (3m) lead

Best for plow lifting: No

Brake: Mechanical brake standard

Warranty: Limited lifetime

Clutch control: Cam activated

Wiring diameter: 10-gauge

12V performance specs (first layer of drum)

Line Pull Lbs. (kg)	Line Speed Ft./min. (M/min.)	Motor Current	Pull by layer: layer/Lbs. (kg)
0	15 (4.6)	6	1/1500 (680)
500 (227)	11 (3.3)	27	2/1320 (599)
1000 (455)	7 (2.1)	44	3/1162 (527)
1500 (680)	5 (1.5)	65	4/1020 (463)

UNIVERSAL WINCH CARRY PLATE

Conveniently stow your winch on the rear of your bike, inside panniers, or any other location for quick easy access. Works with RT15 and XT17 Portable winches. **PN 86595**

ULTRALIGHT WINCH CARRY PLATE

Aluminum construction and durable black powder-coated finish. See website for additional vehicle applications).

PN 86600 (BMW GS800)

PN 87102 (BMW GS1200)

PN 87438 (KLR 650)



Note: plate is designed to stow the winch, not rated for pulling.



ACCESSORIES



Light Duty Winching Accessory Kit

Double your pulling power, change your pulling direction, and keep your winch in proper working order. Accessory Kit includes 1/2" (12.7mm) shackle, 9,000 lbs. (4082 kg) maximum capacity snatch block, and two 1"x 8' (25.4mm x 2.4m) tree trunk protectors and WARN winching gloves. It all comes in a heavyweight denier carry bag. **PN 88915**



Tree Trunk Protector

1" x 8' (25mm x 2.4m) load strap. Rated to 6,400 lbs. **PN 88896**

Winch Cover

Made of durable, tight-fitting neoprene; resists water and cracking.

PN 71072 For RT/XT 15 and 1.5ci winches. Includes 8' (2.4m) winch rigging strap.

PN 71980 ProVantage 2500 and 3500, Vantage 2000 and 3000, RT/XT 25 and 30, 2.5ci, 3.0ci.

PN 71975 For ProVantage 3500 and 4500, Vantage 4000, RT40, XT40 and 4.0ci.



Wireless Control System for ATVs and Side X Sides

The WARN® Wireless Control System will work with WARN 1.5ci, 2.5ci, 3.0ci, RT/XT, Vantage and ProVantage winches.*

- Quick and easy to install
- Lets you operate your winch from anywhere within a 50' radius
- Two-color LED provides instant feedback during the winching process
- System shuts off automatically after three minutes (or it can be turned off manually) to conserve battery life.
- Handlebar or dash-mounted holster securely holds the transmitter when not in use.

PN 74500 Wireless Winch Control System
PN 74520 Transmitter only

* May not work with WARN co-branded winches. Call WARN Customer Service for details.



Winch Upgrade Kit

Converts the WARN A2000 to the WARN 2.5ci ATV winch. Comes with contactor, Express Install wiring, and mini-rocker control switch. **PN 63990**

Snatch Block

Assists in double-lined and angled pulls. Rated to 9,000 lbs. (4082 kg) capacity and under. **PN 88898**



Shackle

1/2" shackle for rigging attachments. Rated for use with winchs up to 4,500 lbs. (2041 kg) capacity. **PN 88998**



Light Weight Rigging Strap

1" x 8' (25mm x 2.4m) For anchoring and lashing to vehicles, trees, and rocks, while protecting your bike and anchor point. (Rated to 2,000 lbs.) **PN 88894**



Receiver Shackle Bracket

Utilizes a 1¼" Class I receiver as a recovery or pulling point. **PN 62041** Includes bracket, hitch pin and shackle. **PN 88998** Shackle only.




Mini-rocker Control Switch with Integrated Socket

Kit allows you to plug in a corded remote directly into the mini-rocker switch—no need to drill and install the socket. Includes mini-rocker switch with socket, corded remote, and all necessary hardware. **PN 80588, PN 80958** Replacement--remote only



Remote Control Upgrade Kit

Everything needed to add a hand-held remote control to your RT/XT 25 series or RT/XT 15 series, 2.5ci or 1.5ci winches. Includes remote control, socket, and wiring. **PN 64259, PN 64849** Replacement--remote only



ATV Synthetic Rope Extension

Includes lightweight 1/4" diameter rope, which attaches to the winch cable for an additional 50' of distance. 4,000 lb. single line capacity.

PN 69069



Roller Fairlead

Reduces excessive wear on your winch rope and aids in angled pulls.

PN 28929 Replacement for Vantage 2000 and 3000, RT/XT 25, 30 series, A2500, 2.5ci, or 3.0ci winches. Upgrade from hawse fairlead on RT/XT15 series, A2000, or 1.5ci winches.

PN 29256

Replacement fairlead for Vantage 4000, RT/XT40 or 4.0ci Side x Side winches.



BUMPERS AND WINCH MOUNTING KITS FOR ATVS AND SIDE X SIDES

WARN Bumpers: Trail Protection and a Bold, Customized Look

WARN® bumpers protect your ATV or Side x Side and make it look great. Built from laser-cut, powder-coated steel, WARN bumpers add protection and style to your vehicle. Plus, they're compatible with WARN winches, winch mounting systems, and plow systems.

WARN Side x Side bumpers have an integrated winch mount, pre-drilled holes for WARN trail lights, and the bumper folds down to open the vehicle's hood. Stout construction and a powder-coated finish make these bumpers last.



Winch Mounting Systems: Engineered For Optimum Performance

WARN winches and mounting kits are engineered together for maximum pulling power and to withstand the stresses of winching. WARN mounting systems bolt directly to the vehicle's structure and distribute the pulling load throughout the vehicle's frame. This provides extra stability and minimizes the possibility of damage to the vehicle. All mounting hardware and instructions are included.

WARN uses computer-aided manufacturing and design tools to ensure its mounting kits fit your vehicle. The mounting kits are laser cut to the exact dimensions, shaped on a computer-controlled press brake, and robotically welded for consistency.



Mounting kits and bumpers are engineered to fit specific vehicle applications. Go to www.warn.com for additional photos and part numbers



MULTI-MOUNT SYSTEM FOR ATVS AND SIDE X SIDES

If your ATV or Side x Side has a 1¼" or 2" Class I front or rear receiver, then the Multi-Mount carrier is a versatile way to mount a WARN winch. Plus, it allows you to quickly remove the winch whenever you want.

The Multi-Mount works by simply bolting a WARN winch to the carrier, installing the Quick Connect wiring kit, and inserting the carrier into the receiver.



To assemble the system, order the winch, carrier and wiring kit. Go to warn.com for part numbers

CHRISTMAS TREE FARM—OR. Grab your gear, the work day's done. Time for some fun. Just enough time to squeeze in a ride before dark. WARN W-Series HID lights comin' in handy.



Extreme Terrain Lights – Ultimate Performance For Where You Ride

You take your vehicles to the limit: Be sure your lights can keep up. WARN® Extreme Terrain (XT) Lights will stand up to the most demanding situations, from traversing trails to crossing continents. They're compact, rugged, and reliable; delivering outstanding world-class performance, and exceptional durability. Available in HID or Halogen models, these lights continue Warn Industries' tradition of offering no-compromise performance lighting and innovative technology.



WXT400-HID DRIVING LIGHTS

Extremely bright HID power in a 4" driving light that illuminates with amazing distance and width. Features include 40W HID bulbs generating 3,225 lumens and a 22° beam spread, and forged aluminum housings. Great for mounting on light bars or bumpers. **PN 83555**



WXT200-HID SPOT BEAMS

These spot beams have an intensely focused beam of extreme HID light for outstanding straight-line distance. Features include 40W HID bulbs producing 1,850 lumens, a narrow 12° beam spread, and forged aluminum housings. Perfect for narrow trail riding. **PN 83552**



WXT200-S SPOT BEAMS

These lights create a beam of focused light for great straight-line range. Features include 35W halogen bulbs producing 650 lumens, a focused 12° beam of light, and anodized aluminum housings. Great for straight-line illumination. **PN 83553**



WXT200-F FLOOD LIGHTS

This set of flood lights creates a wide beam of light for low-visibility conditions. Features include 35W halogen bulbs producing 650 lumens, a wide 36° beam spread, and anodized aluminum housings. Great for use in foggy or dusty conditions. **PN 83554**



Silicone lens covers

Further protect your XT lights with these easy on/easy off silicone light covers

PN 83563 Amber, for 2" lights
PN 83562 Clear, for 2" lights
PN 84414 Amber, for 4" lights
PN 84413 Clear, for 4" lights

Universal Light Bars

A three-piece modular design offers multiple configurations. Lightweight aluminum clamps securely attach to bar sizes between 1.5 – 2". Wrinkle powdercoat finish.

PN 83970 (High Profile for WARN XT 4" Lighting, up to four lights)
PN 84360 (Low Profile for WARN XT 2" Lighting, up to six lights)



Universal Light Mounts (Tube)

For most post-mount lights up to ½" diameter. Mounts on any vehicle bar or tube. Lightweight aluminum with powdercoat finish, and stainless hardware to resist elements

PN 85300 (Fixed, 1.5 – 2") **PN 85338** (Swivel, 1.5 – 2")
PN 85340 (Swivel, .875 – 1.125")



Universal Light Mount (ATV Handlebar Mount)

Mount your lights right on the handlebar. Easy multi angle adjustment.

PN 83972 (Universal — most makes except BRP and Kawasaki)



Motorcycle Light Mounts

Mounts will accommodate up to ½" diameter post mount lights. Solution will vary by model.

PN 85608 BMW F800GS (All)
PN 85609 BMW R1200GS (2008 – Current)

Trail Lights Created specifically for ATVs, the WARN® Trail Lights have a lens design that achieves a 110° beam spread from side to side and a 70° vertical (35° up and 35° down), and use 35-watt, battery-saving H3 halogen bulbs with 400 candlepower. The result is a field of illumination that is wider and higher than factory-installed ATV lights so you get the whole view while you're on the move. **PN 62018**



Backup Light

When even the most experienced ATV rider needs to back up, the WARN Back-Up Light provides the illumination needed, thanks to a 35-watt, battery-saving H3 halogen bulb. The light uses a universal mounting bracket and comes with a wiring harness. Designed for ATV use, the light comes with a water-resistant switch and all the necessary mounting hardware. **PN 62017**



Dual Battery Control Kit


- Lets you use two batteries, but saves the main battery for essential functions, such as starting the vehicle.
- Engineered specifically to give maximum power during winch power-in operation.
- For use with 12-volt accessories such as winches, lights, stereos and more.
- Minimizes charging system overload; if both batteries need charging, the main battery is charged first.
- Optional manual override forces a parallel connection when you need extra power for accessories or jump-starting another vehicle.
- Designed for use with 12-volt DC magneto or alternator charging systems.
- Easy to install; includes all necessary hardware. (Second battery not included)

PN 77977



WARN BODY ARMOR FOR ATVS AND SIDE X SIDES

WARN Body Armor lets you push the envelope and ride with confidence by giving your ATV or Side x Side the ultimate underbody protection. WARN Body Armor is made from brushed aircraft-grade aluminum for excellent durability and great looks. Features include reinforcing beads for the ultimate in strength, recessed hardware to keep nuts and bolts safe and secure, and holes for drainage and servicing access. WARN body armor will take your mind off damaging your vehicle and let you focus on riding.



BODY ARMOR COMPONENTS

- ① A-Arm Kit, Front
- ② A-Arm Kit, Rear
- ③ Side Chassis Kit
- ④ Chassis Kit

TO ORDER THE RIGHT KIT FOR YOUR ATV OR SIDE X SIDE: Part numbers are listed on the master application charts, or call WARN Customer Service for the latest applications. In North America call 1-800-543-9276. Customers outside of North America can call 1-503-722-1200. Or check our website: www.warn.com



WARN PROVANTAGE PLOW SYSTEM FOR ATVS AND SIDE X SIDES

The WARN® ProVantage ATV and Side x Side plow systems have been designed from the ground up to be the most versatile, durable, and high-performance powersports plow systems on the market. They're easy to connect, heavy-duty, and engineered to perform. And with a variety of useful, innovative accessories, it's the most complete plow system money can buy. Features include:

- Rapid-connect, front-mount system for easy attachment—no crawling under the vehicle.
- Optional center-mount system is also available for some vehicles.
- A variety of heavy-duty plow blades in sizes from 50" to 72".
- 17-3/4" blade height (54" and 60" ProVantage blades)
- Plow mount maintains factory ground clearance
- A variety of innovative accessories get the job done


To build your plow system you'll need to order four parts: plow blade, tube assembly, mounting bracket, and a lifting device. The system is engineered to fit specific ATV or UTV makes and models. See application guide for details, or visit warn.com

- PN 80954** 54" ProVantage tapered blade
- PN 80960** 60" ProVantage tapered blade
- PN 78950** 50" ProVantage straight blade (14-gauge, no top lip, 16¾" height)
- PN 78954** 54" ProVantage straight blade
- PN 78960** 60" ProVantage straight blade

FRONT CONNECTION Rapidly connect a plow to your vehicle with no more tools and no hassle. Plus, the mount is located at the front of the vehicle—no climbing under the vehicle to attach the plow.



PROVANTAGE SXS PLOW SYSTEM Features the same rapid connection system as the ATV system, but it uses a big Side x Side specific 72" plow blade to move material.



STRAIGHT OR TAPERED PLOW BLADE DESIGN Tapered design features an aggressively curved profile to move snow or dirt up and away from the surface you're clearing.

WARN STANDARD PLOW SYSTEM FOR ATVS

The WARN Standard Plow System gives you everything you need in a ATV plow, and nothing you don't.

- Plow system for lighter-duty, intermittent use
- Available with center mounting system only
- 15-3/16" blade height
- System is available for ATVs only

- PN 86766** 48" Standard blade
- PN 86768** 54" Standard blade
- PN 86772** 60" Standard blade

To build your plow system you'll need to order four parts: plow blade, tube assembly, mounting bracket, and a lifting device. The system is engineered to fit specific ATV or UTV makes and models. See application guide for details, or visit warn.com



WARN PLOW ACCESSORIES



1.) PLASTIC WEAR BAR
Made of ultra-high molecular weight plastic (UHMW), these bars are reversible—just flip it when worn. Saves wear on the plow blades, and are excellent on concrete/brick.
PN 80860 (50"), **PN 67861** (54"), **PN 67862** (60")

STEEL WEAR BAR (not pictured)
PN 39416 (48"), **PN 80608** (50"), **PN 39415** (54"), **PN 62601** (60")

2.) PLOW SKIDS
For ProVantage straight and tapered blade.
PN 80475 (Note: for 50" blade, use PN 69212)

For Standard straight blade.
PN 38330

3.) PLOW LIFT ROPE
Uses 8' section of durable synthetic rope. Temporarily replaces your wire rope for plow season and saves wear and tear. Stands up to repeated, sharp angle pulls used to lift heavy plow blade.
PN 68560

4.) ATV PLOW MARKERS
These 2' high antenna have red rubber tips for visibility; great for use in deep snow.
PN 67679

5.) ROLLER FAIRLEAD FOR PLOW LIFTING
For use with winches that raise and lower a plow blade. Larger diameter roller reduces wear on rope.
PN 69373, PN 82550 (RT/XT40)

6.) SNOW CONTROL FLAP
Made of flexible rubber, this top flap controls snow kick back and keeps snow on the ground. Fits all WARN ATV plows (cut to size).
PN 67870 (60")

7.) BLADE SIDE WALL
Control run off and get scoop-like control of snow and other materials. Helps to gather material before depositing. Made of heavy duty steel.
PN 80607 Straight blades. Can be mounted on either side
PN 70880 Tapered blades

Plow Lift
Effortlessly lifts your plow without needing to use your winch. Screw-drive system is compact and easy to install. Works with all WARN plow systems, new or old. **PN 84600**



ProVantage Upgrades: INCREASE THE DURABILITY AND PERFORMANCE OF YOUR SYSTEM

Plow HD Wear Bar

- Wear-form steel construction
- Lasts up to 30% longer than standard wear bars

PN 84050 (50")
PN 84054 (54")
PN 84060 (60")
PN 85287 (72")



Plow HD Skids

- Outlast standard skids by up to 30%
- Wear-form steel construction

PN 85368



Note: not for use with 50" blade

Plow Slack Control

- Extend the life of your plow system and winch rope
- Eliminates winch overrun when lowering the plow (also corrects cable tangles)

PN 85742 ATV (Plow only)
PN 85888 ATV (Bucket only)



Plow HD Mounting

- Upgrade mounting points
- Wear-form steel construction
- Increase the durability of your mounting points
- For front-mount plow only

PN 85243 ATV (Standard mount)
PN 85244 ATV (Offset mount)



Plow Limit Control

- Extends plow system life
- Protects your vehicle from impact and stops "over raised" conditions
- Allows you to fine tune system for a variety of stop positions
- For front-mount plow only

PN 85950
ATV (bucket or plow) and UTV (plow)
PN 88950 Combo limit-slack control (plow only)



ProPivot **NEW**

The WARN® ProPivot™ will rotate your plow blade up to 28 degrees at the push of a button—even under load. Equipped with a powerful motor and designed using a durable split-ring gear train, ProPivot will make quick work of all plowing activities. Improved sealing along with a shock absorbing dampener system makes the ProPivot a must-have when you need superior response and versatile plow performance.

PN 88700 For ProVantage ATV plow systems
PN 89228 For Standard ATV plow systems



ProVantage Dump Bucket

Turns your ProVantage plow blade into a versatile bucket loader. Features include 200 lb. capacity, ability to move up to five cubic feet of material, a 60° dump angle, and sturdy 14 gauge steel construction. Quick-release and re-set from the driver's seat.

PN 84133 50" bucket conversion
PN 83133 54" bucket conversion
PN 85133 60" bucket conversion



Not for use with center mount or tapered blades

Additional accessories are available – go to warn.com for more information



COMMERCIAL/UTILITY: LABOR-SAVING WORKHORSES THAT GET THE JOB DONE.

At Warn Industries, you better believe hard work is our core value. What you'll see on these pages reflects a revamped line-up that's destined to change the way you work. From the do-all, innovative PullzAll™ lifting and pulling tool to the powerhouse 4700 DC winch, WARN products mean one thing to you: letting one person do the work of two.



WARN Corded PullzAll Portable Lifting and Pulling Tool

- Lifts or pulls up to 1,000 lbs. (454 kg)
- Replaces old-fashioned come-a-longs and chainfalls
- AC version perfect for use where power is available

When you're in the shop and have access to a power source, just plug in PullzAll™ and let it help you tackle those labor-intensive chores. Move heavy machinery. Hoist an engine block. Lift a load precisely into place, then nail it, weld it, whatever it. You think up the task, and PullzAll revolutionizes the amount of work one man can do.

PN 885000 (120V)
PN 885003 (230v EU)
PN 885001 (120V CSA)

PN 885004 (230v AUS)
PN 885002 (230V UK)

SPECIFICATIONS:

Switch: Forward/reverse
Trigger: Variable speed
Power: AC 120V / 230V
Wattage: 1200w
Load indicator: Electronic, with LED
Clutch: None

Brake: Dynamic
Wire rope: 7/32" X 15'
(6mm X 4.6m)
Weight: 15 Lbs. (6.8 kg)
Dimensions:
20" L. x 12.50" W. x 13.25" H.
(.50m L. x .31m W. x .33m H.)

WARN Cordless PullzAll DC Powered Lifting and Pulling Tool

- Lifts or pulls up to 1,000 lbs. (454 kg)
- Cordless 24V version is great for use in the field
- Includes two rechargeable battery packs (with charger)

When work takes you to more remote locations, bring the mechanical muscle of the portable, cordless PullzAll™ with you. From tough tasks like pulling pipe to stretching wire fence, you'll come to count on PullzAll to get the job done quickly and effortlessly. The color of versatility on the job is PullzAll red. Comes with two batteries.

PN 885005 PN 885006 (International)

SPECIFICATIONS:

Switch: Forward/reverse
Trigger: Variable speed
Power: 24 volt DC
Wattage: 7200w
Battery: Rechargeable NiMH
battery pack (with rapid charger)
Load indicator:
Electronic, with LED

Clutch: None
Brake: Dynamic
Wire rope:
7/32" X 15' (6mm X 4.6m)
Weight: 18 Lbs. (8.2 kg)
Dimensions:
20" L. x 12.50" W. x 13.25" H.
(.50m L. x .31m W. x .33m H.)





WARN 4700 DC Heavy Puller for Trailers and General Load-Moving

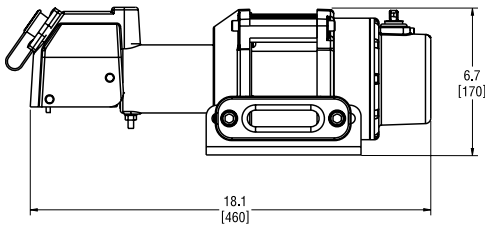
The 4700 DC boasts a ready-for-anything attitude. Bring on the big loads, the big jobs no one wants to tackle. Couple 60’ of wire rope with the powerful 3-stage planetary gear train and you’ve got a peerless load-mover. Pulls up to 4,700 lbs, no problem. **PN 94700**

SPECIFICATIONS:

Capacity: 4,700 Lbs. (2130 kg) single-line	Brake: Dynamic and mechanical braking
Switch type: Remote with 12’ (3.7 m) lead	Wire rope: 1/4” X 60’ (18.3 m)
Motor: Permanent magnet	Fairlead: Hawse
HP: 1.9 hp 3.0” Diameter	Electrical leads: 2–6’ (1.8 m) X 6 Gauge cable
Power: 12V DC	Weight: 42 Lbs. (19.1 kg)
Gear train: 3-stage planetary	Warranty: Limited one year
Clutch control: Paddle	Replacement Wire Rope: PN 71297

12V DC performance specs (first layer of drum)

Line Pull Lbs. (kg)	Line Speed Ft./min. (M/min.)	Motor Current	Pull by layer: layer/Lbs. (kg)
0 (0)	17.9 (5.5)	47 Amps	1/4700 (2130)
1000 (453.6)	12.8 (3.9)	82 Amps	2/3980 (1800)
2000 (907.2)	10.8 (3.3)	150 Amps	3/3450 (1560)
3000 (1360.8)	8.1 (2.5)	212 Amps	4/3041 (1380)
4000 (1814.4)	5.8 (1.8)	277 Amps	5/2720 (1230)
4700 (2132)	4.3 (1.3)	322 Amps	



Winch dimensions:
12” L x 19.5” W x 8.0” H. (.30m L x .49m W x .20m H.)



WARN 3700 DC Great for Trailers and Work Sites

The redesigned 3700 DC has heavy-duty power, which makes it ideally suited for work sites. It’s the perfect pulling tool for loading trailers, too. Rugged by design, the ultra-reliable 3700 DC makes a great addition to any workforce, pulling up to 3,700 lbs. **PN 93700**

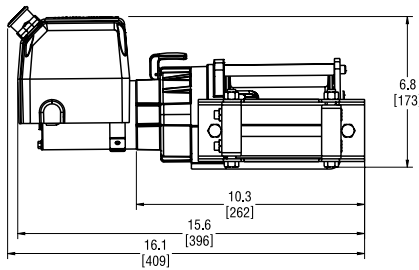


SPECIFICATIONS:

Capacity: 3,700 Lbs. (1680 kg) single-line	Brake: Dynamic and mechanical braking
Switch type: Remote with 12’ (3.7 m) Lead	Wire rope: 7/32” X 43’ (13 m)
Motor: Permanent magnet	Fairlead: Roller
HP: 1.9 hp 3.0” diameter	Electrical leads: 2–6’ (1.8 m) X 6 gauge cable
Power: 12V DC	Weight: 35 Lbs. (16.9 kg)
Gear train: 3-stage planetary	Warranty: Limited one year
Clutch Control: Lever	Replacement wire rope: PN 78987

12V DC performance specs (first layer of drum)

Line Pull Lbs. (kg)	Line Speed Ft./min. (M/min.)	Motor Current	Pull by layer: layer/Lbs. (kg)
0 (0)	20.4 (6.2)	30 Amps	1/3700 (1680)
500 (226.8)	15.8 (4.8)	76 Amps	2/3410 (1550)
1000 (453.6)	14.2 (4.3)	111 Amps	3/3170 (1440)
2000 (907.2)	10.9 (3.3)	180 Amps	4/2950 (1340)
3000 (1360.8)	7.7 (2.4)	249 Amps	
3000 (1360.8)	7.7 (2.4)	249 Amps	
3700 (1680)	5.4 (1.7)	297 Amps	



Winch dimensions:
18.0” L x 9.0” W x 4.6” H. (.45m L x .24m D x .22m H.)



WARN 1700 DC Light-Duty Trailer and Utility Winch

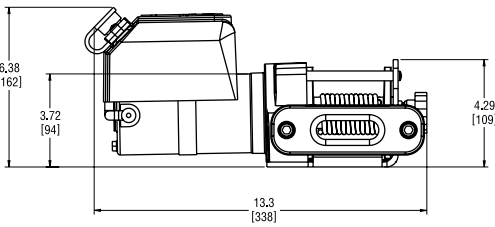
The WARN® 1700 DC may be a small winch, but it’s one big value when you consider the reliability and the overall quality. Built to handle lighter loads (to 1,700 lbs.), this winch is overflowing with upgraded features, including a hand-held remote to control power-in/power-out functions and tie rods for added stability. **PN 91700**

SPECIFICATIONS:

Capacity: 1,700 Lbs. (1361 kg) single-line	Brake: Dynamic
Switch type: Remote with 12’ (3.7 m) lead	Wire rope: 3/16” X 35’ (10.7 m)
Motor: Permanent magnet	Fairlead: Hawse
HP: 1.6 hp 3.0” diameter	Electrical leads: 2–6’ (1.8 m) X 8 gauge cable
Power: 12V DC	Weight: 18 Lbs. (8.2 kg)
Gear train: Differential planetary	Warranty: Limited one year
Clutch control: Knob	Replacement wire rope: PN 79835

12V DC performance specs (first layer of drum)

Line Pull Lbs. (kg)	Line Speed Ft./min. (M/min.)	Motor Current
0(0)	7.6(2.3)	7.9 Amps
500(227)	6.4(2.0)	24.8 Amps
1000(454)	5.4(1.7)	44.8 Amps
1500(680)	4.5(1.4)	64.9 Amps
1700(771)	4.0(1.2)	76.3 Amps



Winch dimensions:
20” L x 9.0” W x 8.0” H. (.35m L x .22m D x .21m H.)



WARN 3000 ACI A Plug-In Pulling Powerhouse

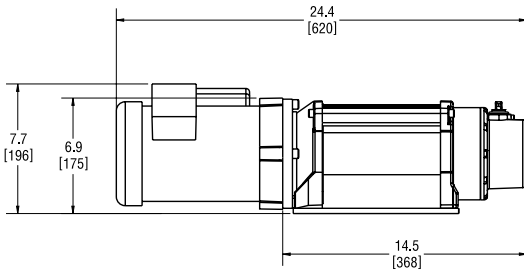
With a 3,000 lbs. pulling capacity, a TEFC Induction AC motor for a long duty cycle and 100’ of 5/16” wire rope, the 3000 ACI is just what you need when you need a heavy-hauling AC-powered winch. The perfect fixed-mount station winch. **PN 93000**

SPECIFICATIONS:

Capacity: 3,000 Lbs. (1361 kg) single line	Brake: Dynamic and mechanical braking
Switch type: Drum switch/ station type	Wire rope: 5/16” X 100’ (30.5 m)
Motor: TEFC induction AC motor	Fairlead: None
HP: 0.7 hp 56C	Electrical leads: None
Power: 115/230 volt	Weight: 76 Lbs. (34.5 kg)
Gear train: 3-stage planetary	Warranty: Limited one year
Clutch Control: Paddle	Replacement Wire Rope: PN 27110

120V AC performance specs (first layer of drum)

Line Pull Lbs. (kg)	Line Speed Ft./min. (M/min.)	Motor Current	Pull by layer: layer/Lbs. (kg)
0(0)	12.2(3.7)	9.1 Amps	1/3000(1361)
1000(453.6)	8.8(2.7)	11.0 Amps	2/2700(1225)
1500(680.4)	8.8(2.7)	12.7 Amps	3/2460(1116)
2000(907.2)	8.6(2.6)	14.8 Amps	4/2250(1021)
2500(1134)	8.5(2.6)	17.7 Amps	5/2070(939)
3000(1360.8)	8.1(2.5)	20.9 Amps	



Winch dimensions:
11” L x 29” W x 13” H. (.28m L x .74m W x .33m H.)



WARN 1000AC AC Pulling Power for Shops and indoor Worksites

Ideal for use anywhere 120-Volt AC power is available, the WARN® 1000AC winch delivers 1,000 lbs. of pulling capacity. 43’ of wire rope, a long duty cycle and legendary WARN durability make this a tool you can rely on to get the job done. **PN 80010**

SPECIFICATIONS:

Capacity: 1,000 Lbs. (454 kg) single-line	Warranty: 1 year limited
Motor: 120V AC, 0.8 hp (600W) permanent magnet	Drum diameter/length: 2.0”/3.3” (52mm/84mm)
Power: 120V AC, GFCI	Rope: Galvanized steel wire, Ø 3/16” x 43’ (Ø 4.8mm x 13.1 m)
Controls: Pendant remote	Length: 15.42” (39.2cm)
Gear train: Planetary, differential planetary	Drum diameter: 2.0” (52mm)
Gear ratio: 261:1	Fairlead: Hawse
Clutch (freespool): Pull & turn	Power: 120V AC, GFCI
Brake: Self braking transmission	Duty cycle: Intermittent
	Finish: Powder-coat
	Mounting bolt pattern: 3.1” x 2.5” (78.8mm x 63.5mm)
	Weight: 26.5 Lbs (12.0 kg)

1000AC performance specs (first layer of drum)

Line Pull Lbs. (kg)	Line Speed FT./min (M/min.)	Motor Current (At 120V AC)
0 (0)	9.6 (2.9)	.6 Amps
250 (113)	8.4 (2.5)	1.6 Amps
500 (227)	7.6 (2.3)	2.8 Amps
750 (340)	6.7 (2.0)	4.1 Amps
1000 (454)	6.1 (1.8)	5.4 Amps

Above performance specs are based on first layer of drum



WARN 1500AC Extra Muscle for the Bigger Shop Chores

The WARN 1500AC delivers 1,500 lbs. (680kgs) of AC-powered pulling capacity. A powerful 0.8-horsepower permanent magnet motor, industrial planetary gearing, and all-metal housing provide smooth, reliable pulling power. A vented motor end cap and externally serviceable brushes provide improved motor cooling, extended run time and motor life. Includes a 10-foot (3m) power cord, 43-feet of 3/16” diameter steel rope, and a sealed pendant remote with 10-foot (3m) lead. **PN 85330**

SPECIFICATIONS:

Capacity: 1,500 Lbs. (680kg) single-line	Warranty: 1 year limited
Motor: 120V AC, 0.8 hp (600W) permanent magnet	Drum diameter/length: 2.0”/3.3” (52mm/84mm)
Power: 120V AC, GFCI	Rope: Galvanized steel wire, Ø 3/16” x 43’ (Ø 4.8mm x 13.1 m)
Controls: Pendant remote	Length: 15.42” (39.2cm)
Gear train: Planetary, Differential Planetary	Drum diameter: 2.0” (52mm)
Gear ratio: 261:1	Fairlead: Roller
Clutch (freespool): Pull and turn	Power: 120V AC, GFCI
Brake: Self braking transmission	Duty cycle: Intermittent
	Finish: Powder-coat
	Mounting bolt pattern: 3.1” x 2.5” (78.8mm x 63.5mm)
	Weight: 28 Lbs. (12.7 kg)

1500AC performance specs (first layer of drum)

Line Pull Lbs. (kg)	Line Speed FT./min (M/min.)	Motor Current (At 120V AC)
0 (0)	10.9 (3.3)	.7 Amps
250 (113)	8.8 (2.7)	1.9 Amps
500 (227)	8.0 (2.4)	3.3 Amps
750 (340)	6.9 (2.1)	4.8 Amps
1000 (454)	6.1 (1.8)	6.5 Amps
1000 (454)	5.5 (1.7)	8.2 Amps
1500 (680)	4.9 (1.5)	9.9 Amps

Above performance specs are based on first layer of drum

Utility Winch Accessories



Utility Winch Rigging Kit

- Snatch block, rated to 7,000 lbs.
- 5/8” D-shackles
- Nylon soft carrying case
- Load/anchor strap rated to 14,400 lbs.

PN 70792



PullzAll Rigging Kit

- Carry bag designed to hold PullzAll™ and rigging items
- 5/8” D-shackles
- Two load anchor straps

PN: 685014



Portable Anchor Plate

- Mounting platform for WARN® Utility winches
- Allows the winch to be portable and anchored to a variety of objects

PN 70770



PullzAll Battery

24V NiMH pack for the cordless PullzAll. Perfect for use as a spares and as a direct-replacement unit. **PN 685013**

PullzAll 12V charger

For use with cordless PullzAll, this product plugs into the accessory/ cigarette lighter of your automobile and will charge the 24V NiMH battery. **PN 685012**

Wireless Winch Control

- Controls your WARN 3700 and 4700 winches from up to 50’ away
- Activation sequence guards against accidental power-ups
- Weather-resistant transmitter is easy to use

PN 79080



Remote Control

- Replacement remote control for WARN 3700 and 4700 winches with a 30’ lead

PN: 69175



Quick Connect Plugs

- Allows for convenient connect/disconnect to the battery power source

PN: 22680



Roller Fairlead


- Assists in guiding the wire rope onto the winch drum
- Extends wire rope life
- Upgrade for WARN 1700/4700 winches

PN 64952

Hitch Adaptor

- Use to mount WARN Utility winches
- Mounts to 2” Class III receiver
- Black powder-coat finish
- Hitch pin included

PN 68531



PullzAll Rigging Cable

Galvanized aircraft wire rope with loop on both ends allows you to hook up to another sharp object for an anchor point. Sold in packs of six.

PN 83362

10” length

PN 83361

24” length



WARN INDUSTRIAL: RAW POWER AT EVERY TURN

You name the job, name the industry, and Warn Industries has the product that's up to the task. We're proud to offer such a broad line of dependable electric and hydraulic winches and hoists. From the most powerful electric winch ever made, the Olympus, on down to our smallest hoist, WARN products serve commercial, industrial and severe-duty applications. They meet worldwide safety standards in shops and fire and rescue stations everywhere.

WARN Hydraulic Planetary Gear Winches

For hydraulic winching applications, no product performs better than a WARN® Industrial winch. Powerful hydraulic motors allow for extended duty. Hardened steel, gear trains deliver efficient and reliable operation plus fast line speeds. Like their electric cousins, these products comply with worldwide quality and safety standards.

Go to warn.com for full product line and specs



Series 30XL For heavy tow, utility and trailer applications.

- PN 77880 (Standard Drum, Manual Clutch)
- PN 77900 (Standard Drum, Air Clutch)
- PN 75990 (Long Drum, Air Clutch)
- PN 77890 (Long Drum Manual Clutch)

Series 20XL Great for carriers, trailers, or severe-duty applications.

- PN 74750 (Standard Drum, Air Clutch)
- PN 77550 (Standard Drum, Manual Clutch)
- PN 77560 (Long Drum, Air Clutch)
- PN 77570 (Long Drum, Manual Clutch)

Series XL-LP Winches For systems that operate below 3000 psi.

- PN 78970 (20XL-LP, Standard Drum, Air Clutch)
- PN 78980 (20XL-LP, Standard Drum, Manual Clutch)
- PN 79210 (20XL-LP, Long Drum, Air Clutch)
- PN 79220 (20XL-LP, Long Drum, Manual Clutch)
- PN 80508 (30XL-LP, Standard Drum, Air Clutch)
- PN 80509 (30XL-LP, Standard Drum, Manual Clutch)
- PN 80510 (30XL-LP, Long Drum, Air Clutch)
- PN 80511 (30XL-LP, Long Drum, Manual Clutch)

Series 30XL 2-Speed

Fast no-load line retrieval.

- PN 81617 (Long Drum, Air Clutch, Low-pressure, 2-speed)
- PN 82710 (Long Drum, Air Clutch, 2-speed)

Series 18

Hydraulic pulling power up to 18,000 lbf.

- PN 74125 (Anti-clockwise)

Series 15

Pulling capacity up to 15,000 lbf.

- PN 65931 (Anti-clockwise)

Series 12 Perfect for most tow, utility and trailer applications.

- PN 30285 (Anti-clockwise, 4.8)
- PN 30286 (Clockwise, 4.8)
- PN 32080 (Long Drum Anti-clockwise, 4.8)
- PN 32081 (Long Drum Clockwise, 4.8)

Series 9 Dependable workhorse with 9,000 lbf. of pulling power.

- PN 30281 (Anti-clockwise, 4.9)
- PN 30282 (Clockwise, 4.9)
- PN 30279 (Anti-clockwise, 3.0)

Series 6 Winching capacity up to 6,000 lbf.

- PN 33445 (Anti-clockwise)
- PN 33446 (Clockwise)

WG9 9,000 lb. worm gear hydraulic winch.

- 90100 (Standard drum with manual clutch)
- 90500 (Standard drum with remote clutch)
- 90700 (Standard drum with air clutch)
- 90300 (Long drum with manual clutch)
- 90600 (Long drum with remote clutch)
- 90800 (Long drum with air clutch)

DC Electric Planetary Gear Winches

For electrically powered applications, WARN Industrial offers a comprehensive line of products to meet or exceed your expectations. All electric winches feature heavy-duty 12- or 24-volt series-wound industrial motors and hardened steel three-stage planetary gear trains that provide efficient and reliable operation. Every WARN Industrial planetary winch complies with the world's most stringent standards, including SAE J706 and NFPA.

Go to warn.com for full product line and specs



Series 18 DC Heavy pulling power up to 18,000 lbf.

- PN 72005 (24V Motor)

Series 15 DC 12 or 24v electric winch pulls up to 15,000 lbf.

- PN 66032 (12V Motor)
- PN 65932 (24V Motor)

Series 12 DC Industrial electric winch pulls up to 12,000 lbf.

- PN 30289 (12V Motor)
- PN 30290 (24V Motor)

Series 9 DC Industrial grade winch pulls up to 9,000 lbf.

- PN 30283 (12V Motor)
- PN 30284 (24V Motor)

Severe Duty Winches

Proven in the harshest situations imaginable, WARN® Severe Duty winches are built to stringent standards. Many WARN Severe Duty winches feature contactors and motors that are potted in a two-part silicone compound that provides total protection from water intrusion. A high grade, chemical resistant finish offers the ultimate in corrosion resistance while a powerful series-wound motor with thermal protection and overload interrupt switch provides unmatched performance and durability for today's customer.

Go to warn.com for full product line and specs



Olympus 25
The world's most powerful and efficient electric winch.
PN 84674 (Long Drum/Synthetic Rope) Olympus 25
PN 83616 (Short Drum/Wire Rope) Olympus 22
Severe Duty 18 24v electric self-recovery winch.
Part numbers: Contact Warn Industries customer service for application assistance
Severe Duty 12 Deep Fording Built to stringent standards.
Part numbers: Contact Warn Industries customer service for application assistance
Severe Duty 12 Deep Fording
Winch and mounting kit for AM General H1 24v.
PN 64402 (24V Motor)

Planetary Gear Hoists

WARN Industrial hoists combine the performance of heavy duty motors with hardened steel planetary gear trains to provide optimum power in lifting operations. DC electric hoists are available with 12V and 24V motors while hydraulic hoists work with all hydraulic systems. All WARN hoists comply with the world's most stringent standards.

Go to warn.com for full product line and specs



DC3000 DC electric hoist lifts up to 3,000 lbf. PN 85251 (12V) PN 63897 (12V CCW) PN 85252 (24V)	DC2000 LF DC electric hoist lifts up to 2,000 lbf. PN 70469 (12V) PN 85160 (24V)	DC1600 DC electric hoist lifts up to 1,600 lbf. PN 33503 (12V) PN 85159 (24V)	DC800 Compact hoist lifts up to 800 lbf. PN 82467 (12V) PN 82468 (24V)
DC2500 DC electric hoist lifts up to 2,500 lbf. PN 74396 (12V) PN 78355 (12V, CCW)	DC2000 MF Mid-frame DC electric hoist lifts up to 2,000 lbf. PN 63899 (12V) PN 85190 (24V)	DC1200 Midsize hoist lifts up to 1,200 lbf. PN 64254 (12V) PN 85250 (24V)	HY3000 Hydraulic hoist lifts up to 3,000 lbf. PN 36949 PN 36948 (CCW)
		DC1000 DC electric hoist lifts up to 1,000 lbf. PN 82469 (12V) PN 84350 (12V Short Drum)	HY2000 Compact hydraulic hoist lifts up to 2,000 lbf. PN 68032

TRUCK AND AUTO PRODUCT APPLICATIONS BY VEHICLE MAKE AND MODEL

Application listing is current as of September 2012.
Warn Industries is constantly developing new applications. If you can't find your vehicle listed here, call WARN customer service for the latest applications. In North America call 1-800-543-9276. Customers outside of North America can call 1-503-722-3008. Or check our web site: www.warn.com.

CONTENTS:	
Chevrolet, GMC	114–118
Dodge	119–121
Ford	122–124
Hummer	125
International Harvester	125
Isuzu	125
Jeep	126–128
Kia	128
Land Rover	128
Mazda	128
Nissan	129
Suzuki	129
Toyota	129–130

MOJAVE DESERT OVERLOOK—CA. Pick your route carefully.
Pack plenty of water and extra gas. Nobody likes sitting in the heat
unprepared. Another reason to have a WARN winch on hand.

Chevrolet/GMC

MOUNTING SYSTEMS FOOTNOTES:

- V 20'/6m Power Lead (PN 32963) or 24'/8m Power Lead (PN 32966) required for winching from rear
- (10) Includes a set of WARN W350F wireless fog lamps
- (16) Fits Series 9 or 12 commercial winch with 12"/304.8mm wide foot print
- (29) Includes 50' of wire rope
- (31) Not compatible when installing M8274-50 winch

MOUNTING SYSTEMS

'07-12 SILVERADO 1500, 2WD & 4WD

Trans4mer Grille Guard, Black	75230
Angled Light Bar, Black.....	73745
Brush Guard, Black	75590
Trans4mer Grille Guard, Stainless	76007
Angled Light Bar, Stainless	73753
Brush Guard, Stainless	75720
Receiver, Black only (use with Trans4mer only)	29397
Winch Carrier (PowerPlant HP & HD, Endurance 12.0, ZEON, VR12, VR10, 9.5cti, 9.5xp, XD9i, XD9, M8, VR8, M6)	29394
SST Stainless Steel Carrier Cover (for 29394 carrier)	63130
Winch Carrier (M8274-50 only)	62027
SST Stainless Steel Carrier Cover (for 62027 carrier)	63135

'03-06, '07 "CLASSIC" SILVERADO 1500, '03-06 AVALANCHE 1500 WITHOUT CLADDING, 2WD & 4WD

Trans4mer Grille Guard, Black	76139
Angled Light Bar, Black.....	73745
Brush Guard, Black (Three-Bar Wrap Around)	65340
Trans4mer Grille Guard, Stainless	76243
Angled Light Bar, Stainless	73753
Brush Guard, Stainless (Three-Bar Wrap Around)	65535
Receiver, Black only (use with Trans4mer only)	29397
Winch Carrier (PowerPlant HP & HD, Endurance 12.0, ZEON, VR12, VR10, 9.5cti, 9.5xp, XD9i, XD9, M8, VR8, M6)	29394
SST Stainless Steel Carrier Cover (for 29394 carrier)	63130
Winch Carrier (M8274-50 only)	62027
SST Stainless Steel Carrier Cover (for 62027 carrier)	63135

Hidden Mount, (9.5xp, XD9, M8, VR8, M6) (4WD only on '05+)

Multi-Mount Winch Frame (9.5xp, XD9i, XD9, M8, VR8, M6) ^V	26370
Multi-Mount Winch Frame (PowerPlant HP) ^V	75330
Multi-Mount Winch Frame (ZEON 8, ZEON 10)	89990
Front Receiver	66215

'03-06 SILVERADO 1500HD, 2500 (NON-HD) 2WD & 4WD

Trans4mer Grille Guard, Black	68162
Angled Light Bar, Black.....	73745
Brush Guard, Black (Three-Bar Wrap Around)	65340
Receiver, Black only (use with Trans4mer only).....	29397
Winch Carrier (PowerPlant HP & HD, Endurance 12.0, ZEON, VR12, VR10, 9.5cti, 9.5xp, XD9i, XD9, M8, VR8, M6)	29394
SST Stainless Steel Carrier Cover (for 29394 carrier)	63130
Winch Carrier (16.5ti, M15, M12, M8274-50)	62027
SST Stainless Steel Carrier Cover (for 62027 carrier)	63135

Hidden Mount, includes special short drum XD9000 winch ('03-05 only)⁽²⁹⁾

Multi-Mount Winch Frame (9.5xp, XD9i, XD9, M8, VR8, M6) ^V	26370
Multi-Mount Winch Frame (PowerPlant HP) ^V	75330
Multi-Mount Winch Frame (ZEON 8, ZEON 10)	89990
Front Receiver (Must be Rev. B0 or later)	65150

'11-13 SILVERADO 2500HD & 3500HD, 2WD & 4WD

Gen II Trans4mer	
Bracket Kit (Required)	90165
Winch Carrier Kit, Large Frame, Black (16.5ti, M15, M12, M8274-50)	90110
Winch Carrier Kit, Mid Frame, Black (PowerPlant HP & HD, Endurance 12.0, ZEON, VR12, VR10, 9.5cti, 9.5xp, XD9i, XD9, M8, VR8, M6)	88240
Grille Guard Kit, Black	85495
Short Grille Guard Kit, Black ⁽³¹⁾	84785
Headlamp Guard Kit, Black	85505
Light Bar Kit, Black ⁽³¹⁾	80143
Receiver Kit, Black	80149

Bracket Kit (Required)	90165
Winch Carrier Kit, Large Frame, Stainless (16.5ti, M15, M12, M8274-50)	90115
Winch Carrier Kit, Mid Frame, Stainless (PowerPlant HP & HD, Endurance 12.0, ZEON, VR12, VR10, 9.5cti, 9.5xp, XD9i, XD9, M8, VR8, M6)	88245
Grille Guard Kit, Stainless	85500
Short Grille Guard Kit, Stainless ⁽³¹⁾	84790
Headlamp Guard Kit, Stainless.....	85510
Light Bar Kit, Stainless ⁽³¹⁾	80148
Receiver Kit, Black.....	80149

Heavy Duty Bumper, With Grille/Brush Guard, Black⁽¹⁰⁾ (16.5ti, M15, M12, Com'I Series 9 & 12) Note: fits 2012 model.....

Heavy Duty Bumper, Without Grille/Brush Guard, Black⁽¹⁰⁾ (16.5ti, M15, M12, Com'I Series 9 & 12) Note: fits 2012 model.....

'07-10 SILVERADO 2500HD & 3500HD, 2WD & 4WD

Gen II Trans4mer	
Bracket Kit (Required)	90140
Winch Carrier Kit, Large Frame, Black (16.5ti, M15, M12, M8274-50)	90110
Winch Carrier Kit, Mid Frame, Black (PowerPlant HP & HD, Endurance 12.0, ZEON, VR12, 9.5cti, 9.5xp, XD9i, XD9, M8, VR8, M6)	88240
Grille Guard Kit, Black	80980
Short Grille Guard Kit, Black ⁽³¹⁾	84785
Headlamp Guard Kit, Black	81075
Light Bar Kit, Black ⁽³¹⁾	80143
Receiver Kit, Black	80149

Bracket Kit (Required)	90140
Winch Carrier Kit, Large Frame, Stainless (16.5ti, M15, M12, M8274-50)	90115
Winch Carrier Kit, Mid Frame, Stainless (PowerPlant HP & HD, Endurance 12.0, ZEON, VR12, VR10, 9.5cti, 9.5xp, XD9i, XD9, M8, VR8, M6)	88245
Grille Guard Kit, Stainless	81090
Short Grille Guard Kit, Stainless	84790
Headlamp Guard Kit, Stainless.....	81080
Light Bar Kit, Stainless.....	80148
Receiver Kit, Black.....	80149

Trans4mer Grille Guard, Black	76110
Angled Light Bar, Black.....	73745
Brush Guard, Black.....	75590
Trans4mer Grille Guard, Stainless	76111
Angled Light Bar, Stainless	73753
Brush Guard, Stainless	75720
Receiver, Black only (use with Trans4mer only)	29397
Winch Carrier (PowerPlant HP & HD, Endurance 12.0, ZEON VR12, VR10, 9.5cti, 9.5xp, XD9i, XD9, M8, VR8, M6)	29394
SST Stainless Steel Carrier Cover (for 29394 carrier)	63130
Winch Carrier (16.5ti, M15, M12, M8274)	62027
SST Stainless Steel Carrier Cover (for 62027 carrier)	63135
Winch Carrier, Com'I Series 9 & 12 ⁽¹⁶⁾	60420

Heavy Duty Bumper With Grille/Brush Guard, Black (16.5ti, M15, M12)

Heavy Duty Bumper Without Grille/Brush Guard, Black (16.5ti, M15, M12)

MOUNTING SYSTEMS (CONTINUED)

'03-06, '07 "CLASSIC" SILVERADO 2500HD & 3500, 2WD & 4WD

Trans4mer Grille Guard, Black	76244
Angled Light Bar, Black.....	73745
Brush Guard, Black (Three-Bar Wrap Around)	65340
Trans4mer Grille Guard, Stainless	76245
Angled Light Bar, Stainless	73753
Brush Guard, Stainless (Three-Bar Wrap Around)	65535
Receiver, Black only (use with Trans4mer only)	29397
Winch Carrier (PowerPlant HP & HD, Endurance 12.0, ZEON, VR12, VR10, 9.5cti, 9.5xp, XD9i, XD9, M8, VR8, M6)	29394
SST Stainless Steel Carrier Cover (for 29394 carrier)	63130
Winch Carrier (16.5ti, M15, M12, M8274).....	62027
SST Stainless Steel Carrier Cover (for 62027 carrier)	63135
Winch Carrier, Com'I Series 9 & 12 ⁽¹⁶⁾	60420

Hidden Mount, includes special short drum XD9000 winch ('03-05 only)⁽²⁹⁾

Multi-Mount Winch Frame (9.5xp, XD9i, XD9, M8, VR8, M6) ^V	26370
Multi-Mount Winch Frame (PowerPlant HP) ^V	75330
Multi-Mount Winch Frame (ZEON 8, ZEON 10)	89990
Front Receiver	65150

Heavy Duty Bumper, With Grille/Brush Guard, Black ('03-05)(16.5ti, M15, M12)

Heavy Duty Bumper, With Grille/Brush Guard, Black ('06, '07 "Classic")(16.5ti, M15, M12)

Heavy Duty Bumper, Without Grille/Brush Guard, Black ('03-06; '07 "Classic")(16.5ti, M15, M12)

'02-06 AVALANCHE 1500 WITH CLADDING

Multi-Mount Winch Frame (9.5xp, XD9i, XD9, M8, VR8, M6) ^V	26370
Multi-Mount Winch Frame (PowerPlant HP) ^V	75330
Multi-Mount Winch Frame (ZEON 8, ZEON 10)	89990
Front Receiver	66215

'01-02 SILVERADO 2500HD AND 3500, 2WD & 4WD

Trans4mer Grille Guard, Black	61145
Angled Light Bar, Black.....	73745
Brush Guards, Black (Three-Bar Wrap Around)	39190
Receiver, Black only (use with Trans4mer only)	29397
Trans4mer Grille Guard, Stainless	63234
Angled Light Bar, Stainless	73753
Brush Guards, Stainless (Three-Bar Wrap Around)	60448
Winch Carrier (PowerPlant HP & HD, Endurance 12.0, ZEON, VR12, VR10, 9.5cti, 9.5xp, XD9i, XD9, M8, VR8, M6)	29394
SST Stainless Steel Carrier Cover (for 29394 carrier)	63130
Winch Carrier (16.5ti, M15, M12, M8274-50)	62027
SST Stainless Steel Carrier Cover (for 62027 carrier)	63135
Winch Carrier, Com'I Series 9 & 12 ⁽¹⁶⁾	60420

Hidden Mount, includes special short drum XD9000 winch⁽²⁹⁾

Multi-Mount Winch Frame (9.5xp, XD9i, XD9, M8, VR8, M6) ^V	26370
Multi-Mount Winch Frame (PowerPlant HP) ^V	75330
Multi-Mount Winch Frame (ZEON 8, ZEON 10)	89990
Front Receiver (Must be Rev. B0 or later)	60268

Chevrolet/GMC

MOUNTING SYSTEMS FOOTNOTES:

- V 20'/6m Power Lead (PN 32963) or 24'/8m Power Lead (PN 32966) required for winching from rear
- (16) Fits Series 9 or 12 commercial winch with 12"/304.8mm wide foot print
- (20) Roller Fairlead Cover 35363 is highly recommended
- (29) Includes 50' of wire rope

'07-11 AVALANCHE, TAHOE, SUBURBAN, 1/2 TON ONLY, 2WD & 4WD

Trans4mer Grille Guard, Black	74140
Angled Light Bar, Black.....	73745
Brush Guards, Black	74830
Trans4mer Grille Guard, Stainless	74141
Angled Light Bar, Stainless	73753
Brush Guards, Stainless	74820
Receiver, Black only (use with Trans4mer only)	29397
Winch Carrier (PowerPlant HP & HD, Endurance 12.0, ZEON, VR12, VR10, 9.5cti, 9.5xp, XD9i, XD9, M8, VR8, M6)	29394
SST Stainless Steel Carrier Cover (for 29394 carrier)	63130

'07-11 SUBURBAN, 3/4 TON ONLY, 2WD & 4WD

Trans4mer Grille Guard, Black	76420
Angled Light Bar, Black.....	73745
Brush Guards, Black	74830
Trans4mer Grille Guard, Stainless	76425
Angled Light Bar, Stainless	73753
Brush Guards, Stainless.....	74820
Receiver, Black only (use with Trans4mer only)	29397
Winch Carrier (PowerPlant HP & HD, Endurance 12.0, ZEON, VR12, VR10, 9.5cti, 9.5xp, XD9i, XD9, M8, VR8, M6)	29394
SST Stainless Steel Carrier Cover (for 29394 carrier)	63130

'99-02 SILVERADO, '00-06 TAHOE, SUBURBAN, 1/2 TON ONLY, 2WD & 4WD

Trans4mer Grille Guard, Black	39185
Angled Light Bar, Black.....	73745
Brush Guards, Black (Three-Bar Wrap Around)	39190
Trans4mer Grille Guard, Stainless	63672
Angled Light Bar, Stainless	73753
Brush Guards, Stainless (Three-Bar Wrap Around)	60448
Receiver, Black only (use with Trans4mer only)	29397
Winch Carrier (PowerPlant HP & HD, Endurance 12.0, ZEON, VR12, VR10, 9.5cti, 9.5xp, XD9i, XD9, M8, VR8, M6)	29394
SST Stainless Steel Carrier Cover (for 29394 carrier)	63130
Winch Carrier (M12, M8274-50)	62027
SST Stainless Steel Carrier Cover (for 62027 carrier)	63135
Winch Carrier, Com'I Series 9 & 12 ⁽¹⁶⁾	60420

Hidden Mount, (9.5xp, XD9, M8, VR8, M6)⁽²⁰⁾

Multi-Mount Winch Frame (9.5xp, XD9i, XD9, M8, VR8, M6) ^V	26370
Multi-Mount Winch Frame (PowerPlant HP) ^V	75330
Multi-Mount Winch Frame (ZEON 8, ZEON 10)	89990
Front Receiver	38490



Chevrolet/GMC

MOUNTING SYSTEMS FOOTNOTES:

- V 20'/6m Power Lead (PN 32963) or 24'/8m Power Lead (PN 32966) required for winching from rear
- (16) Fits Series 9 or 12 commercial winch with 12"/304.8mm wide foot print
- (20) Roller Fairlead Cover 25580 is highly recommended
- (29) Includes 50' of wire rope

MOUNTING SYSTEMS (CONTINUED)

'99–02 SILVERADO, '00–06 SUBURBAN, 3/4 TON ONLY, 2WD & 4WD; '01–02 1500HD CREW CAB	
Trans4mer Grille Guard, Black	60036
Angled Light Bar, Black	73745
Brush Guards, Black (Three-Bar Wrap Around)	39190
Receiver, Black only (use with Trans4mer only)	29397
Winch Carrier (PowerPlant HP & HD, Endurance 12.0, ZEON, VR12, VR10, 9.5cti, 9.5xp, XD9i, XD9, M8, VR8, M6)	29394
SST Stainless Steel Carrier Cover (for 29394 carrier)	63130
Winch Carrier (M12, M8274-50)	62027
SST Stainless Steel Carrier Cover (for 62027 carrier)	63135
Winch Carrier, Com'I Series 9 & 12 ⁽¹⁶⁾	60420
Hidden Mount, includes special short drum XD9000 winch ⁽²⁹⁾	
Multi-Mount Winch Frame (9.5xp, XD9i, XD9, M8, VR8, M6) ^V	26370
Multi-Mount Winch Frame (PowerPlant HP) ^V	75330
Multi-Mount Winch Frame (ZEON 8, ZEON 10)	89990
Front Receiver	60268
'07–12 GMC SIERRA 1500 1/2 TON, 2WD & 4WD	
Trans4mer Grille Guard, Black	75230
Angled Light Bar, Black	73745
Brush Guard, Black	77675
Trans4mer Grille Guard, Stainless	76007
Angled Light Bar, Stainless	73753
Brush Guard, Stainless	77680
Receiver, Black only (use with Trans4mer only)	29397
Winch Carrier (PowerPlant HP & HD, Endurance 12.0, ZEON, VR12, VR10, 9.5cti, 9.5xp, XD9i, XD9, M8, VR8, M6)	29394
SST Stainless Steel Carrier Cover (for 29394 carrier)	63130
Winch Carrier (M8274-50 only)	62027
SST Stainless Steel Carrier Cover (for carrier above)	63135
'03–06, '07 "CLASSIC" GMC 1500 SIERRA 1/2 TON 2WD & 4WD	
Trans4mer Grille Guard, Black	76246
Angled Light Bar, Black	73745
Brush Guards, Black (Two-Bar Wrap Around)	67730
Trans4mer Grille Guard, Stainless	76261
Angled Light Bar, Stainless	73753
Brush Guards, Stainless (Two-Bar Wrap Around)	67731
Winch Carrier (PowerPlant HP & HD, Endurance 12.0, ZEON, VR12, VR10, 9.5cti, 9.5xp, XD9i, XD9, M8, VR8, M6)	29394
SST Stainless Steel Carrier Cover (for 29394 carrier)	63130
Winch Carrier (M8274-50 only)	62027
SST Stainless Steel Carrier Cover (for 62027 carrier)	63135
Hidden Mount (9.5xp, XD9, M8, VR8, M6)(4wd only 05+) ⁽²⁰⁾	
Multi-Mount Winch Frame (9.5xp, XD9i, XD9, M8, VR8, M6) ^V	26370
Multi-Mount Winch Frame (PowerPlant HP) ^V	75330
Multi-Mount Winch Frame (ZEON 8, ZEON 10)	89990
Front Receiver	66215

'11–12 GMC 2500HD & 3500HD, 2WD & 4WD	
Gen II Trans4mer	
Bracket Kit (Required)	90165
Winch Carrier Kit, Large Frame, Black (16.5ti, M15, M12, M8274-50)	90110
Winch Carrier Kit, Mid Frame, Black (PowerPlant HP & HD, Endurance 12.0, ZEON, VR12, VR10, 9.5cti, 9.5xp, XD9i, XD9, M8, VR8, M6)	88240
Grille Guard Kit, Black	85495
Short Grille Guard Kit, Black ⁽³¹⁾	84785
Headlamp Guard Kit, Black	85505
Light Bar Kit, Black ⁽³¹⁾	80143
Receiver Kit, Black	80149
Bracket Kit (Required)	90165
Winch Carrier Kit, Large Frame, Stainless (16.5ti, M15, M12, M8274-50)	90115
Winch Carrier Kit, Mid Frame, Stainless (PowerPlant HP & HD, Endurance 12.0, ZEON, VR12, VR10, 9.5cti, 9.5xp, XD9i, XD9, M8, VR8, M6)	88245
Grille Guard Kit, Stainless	85500
Short Grille Guard Kit, Stainless ⁽³¹⁾	84790
Headlamp Guard Kit, Stainless	85510
Light Bar Kit, Stainless ⁽³¹⁾	80148
Receiver Kit, Black	80149
'07–10 GMC SIERRA 2500HD & 3500HD, 2WD & 4WD	
Trans4mer Grille Guard, Black	76110
Angled Light Bar, Black	73745
Brush Guard, Black	76450
Trans4mer Grille Guard, Stainless	76111
Angled Light Bar, Stainless	73753
Brush Guard, Stainless	76455
Receiver, Black only (use with Trans4mer only)	29397
Winch Carrier (PowerPlant HP & HD, Endurance 12.0, ZEON, VR12, VR10, 9.5cti, 9.5xp, XD9i, XD9, M8, VR8, M6)	29394
SST Stainless Steel Carrier Cover (for 29394 carrier)	63130
Winch Carrier (16.5ti, M15, M12, M8274)	62027
SST Stainless Steel Carrier Cover (for 62027 carrier)	63135
Winch Carrier, Com'I Series 9 & 12 ⁽¹⁶⁾	60420
'03–06, '07 "CLASSIC" GMC SIERRA 2500HD & 3500, 2WD & 4WD	
Trans4mer Grille Guard, Black	76248
Angled Light Bar, Black	73745
Brush Guards, Black (Two-Bar Wrap Around)	67730
Trans4mer Grille Guard, Stainless	76249
Angled Light Bar, Stainless	73753
Brush Guards, Stainless (Two-Bar Wrap Around)	67731
Receiver, Black only (use with Trans4mer only)	29397
Winch Carrier (PowerPlant HP & HD, Endurance 12.0, ZEON, VR12, VR10, 9.5cti, 9.5xp, XD9i, XD9, M8, VR8, M6)	29394
SST Stainless Steel Carrier Cover (for 29394 carrier)	63130
Winch Carrier (16.5ti, M15, M12, M8274-50)	62027
SST Stainless Steel Carrier Cover (for 62027 carrier)	63135
Winch Carrier, Com'I Series 9 & 12 ⁽¹⁶⁾	60420
Hidden Mount, includes special short drum XD9000 winch ('03-05 only) ⁽²⁹⁾	
Multi-Mount Winch Frame (9.5xp, XD9i, XD9, M8, VR8, M6) ^V	26370
Multi-Mount Winch Frame (PowerPlant HP) ^V	75330
Multi-Mount Winch Frame (ZEON 8, ZEON 10)	89990
Front Receiver	65150

MOUNTING SYSTEMS (CONTINUED)

'03–06 GMC SIERRA 1500HD, 2500 (NON-HD) 2WD & 4WD	
Hidden Mount, includes special short drum XD9000 winch ('03-05 only) ⁽²⁹⁾	62510
Multi-Mount Winch Frame (9.5xp, XD9i, XD9, M8, VR8, M6) ^V	26370
Multi-Mount Winch Frame (PowerPlant HP) ^V	75330
Multi-Mount Winch Frame (ZEON 8, ZEON 10)	89990
Front Receiver (must be Rev. B0 or later)	65150
'99–02 GMC SIERRA, '00–06 YUKON, YUKON XL, 1/2 TON ONLY, 2WD & 4WD (EXCLUDES DENALI)	
Trans4mer Grille Guard, Black	39477
Angled Light Bar, Black	73745
Brush Guards, Black (Two-Bar Wrap Around)	67730
Receiver, Black only (use with Trans4mer only)	29397
Winch Carrier (PowerPlant HP & HD, Endurance 12.0, ZEON, VR12, VR10, 9.5cti, 9.5xp, XD9i, XD9, M8, VR8, M6)	29394
SST Stainless Steel Carrier Cover (for 29394 carrier)	63130
Winch Carrier (M12, M8274-50)	62027
SST Stainless Steel Carrier Cover (for 62027 carrier)	63135
Winch Carrier, Com'I Series 9 & 12 ⁽¹⁶⁾	60420
Hidden Mount (9.5xp, XD9, M8, VR8, M6) ⁽²¹⁾	
Multi-Mount Winch Frame (9.5xp, XD9i, XD9, M8, VR8, M6) ^V	26370
Multi-Mount Winch Frame (PowerPlant HP) ^V	75330
Multi-Mount Winch Frame (ZEON 8, ZEON 10)	89990
Front Receiver	38490
'99–02 GMC SIERRA, '00–06 YUKON XL, 3/4 TON ONLY, 2WD & 4WD; '01–02 1500HD CREW CAB	
Trans4mer Grille Guard, Black	60319
Angled Light Bar, Black	73745
Brush Guards, Black (Two-Bar Wrap Around)	67730
Receiver, Black only (use with Trans4mer only)	29397
Winch Carrier (PowerPlant HP & HD, Endurance 12.0, ZEON, VR12, VR10, 9.5cti, 9.5xp, XD9i, XD9, M8, VR8, M6)	29394
SST Stainless Steel Carrier Cover (for 29394 carrier)	63130
Winch Carrier (M12, M8274-50)	62027
SST Stainless Steel Carrier Cover (for 62027 carrier)	63135
Winch Carrier, Com'I Series 9 & 12 ⁽¹⁶⁾	60420
Hidden Mount, includes special short drum XD9000 winch ⁽²⁹⁾	
Multi-Mount Winch Frame (PowerPlant HP) ^V	75330
Multi-Mount Winch Frame (9.5xp, XD9i, XD9, M8, VR8, M6) ^V	26370
Multi-Mount Winch Frame (ZEON 8, ZEON 10)	89990
Front Receiver	60268

Chevrolet/GMC

MOUNTING SYSTEMS FOOTNOTES:

- I Will not fit 2WD
- J Must be revision #B0 for 9000 winch PN 27550 or 28500
- S For 2WD trucks the bumper or grille guard will match the front-end styling of the truck. However, the frame brackets will not fit and will require significant rework
- V 20'/6m Power Lead (PN 32963) or 24'/8m Power Lead (PN 32966) required for winching from rear
- (3) GMC SLE, SLS and SLT require slots to be cut into plastic bumper cover
- (16) Fits Series 9 or 12 commercial winch with 12"/304.8mm wide foot print
- (21) Roller Fairlead Cover 25580 is highly recommended
- (29) Includes 50' of wire rope
- (*) Cannot be used with winch carrier when winch is mounted

'88–99 CHEV/GMC K-SERIES 4WD PICKUP 1/2, 3/4, 1 TON, '92–99 4WD BLAZER, YUKON, SUBURBAN, TAHOE (EXCLUDES R/V 1 TON & 2WD C3500 HD, NEW DESIGN '99 SILVERADO)	
Trans4mer Grille Guard, Black ^S	29753
Light Bar, Black ^(*)	29169
Brush Guards, Black (Non-Wrap Around)	29768
Trans4mer Grille Guard, Stainless ^S	65654
Receiver, Black only (use with Trans4mer only)	29166
Winch Carrier (VR10, XD9i, XD9, M8, VR8, M6) ^J	29165
Winch Carrier (VR12, 9.5cti, 9.5xp)	39781
Winch Carrier (M8274-50)	30040
Multi-Mount Winch Frame (9.5xp, XD9i, XD9, M8, VR8, M6) ^V	26370
Multi-Mount Winch Frame (PowerPlant HP) ^V	75330
Multi-Mount Winch Frame (ZEON 8, ZEON 10)	89990
Front Receiver ^I	25897
'81–87 PICKUP 1/2, 3/4, 1 TON; '81–88 PICKUP 1 TON; '81–91 BLAZER, JIMMY, SUBURBAN, 1 TON R/V PICKUP	
Multi-Mount Winch Frame (9.5xp, XD9i, XD9, M8, VR8, M6) ^V	26370
Multi-Mount Winch Frame (PowerPlant HP) ^V	75330
Multi-Mount Winch Frame (ZEON 8, ZEON 10)	89990
Front Receiver	25855
'98–04 S-10 4WD PICKUP, 4WD BLAZER (FITS MODELS WITH BUMPER RUB STRIP ONLY; DOES NOT FIT GMC SONOMA, JIMMY, HIGHRIDER)	
Trans4mer Grille Guard, Black	37175
Light Bar, Black ^(*)	29169
Brush Guards, Black (Non-Wrap Around)	30146
Receiver, Black only (use with Trans4mer only)	29166
Winch Carrier (VR10, XD9i, XD9, M8, VR8, M6) ^J	29165
Winch Carrier (9.5cti, 9.5xp)	39781
'98–04 ZR2 PICKUP, BLAZER, S-10 4WD PICKUP (FITS MODEL WITHOUT BUMPER RUB STRIP; DOES NOT FIT GMC SONOMA, JIMMY, HIGHRIDER)	
Trans4mer Grille Guard, Black	38475
Light Bar, Black ^(*)	29169
Brush Guards, Black (Non-Wrap Around)	30146
Receiver, Black only (use with Trans4mer only)	29166
Winch Carrier (VR10, XD9i, XD9, M8, VR8, M6) ^J	29165
Winch Carrier (9.5cti, 9.5xp)	39781
'94–97 S-SERIES & SONOMA 4WD PICKUP; '95–97 BLAZER, JIMMY, 4WD ONLY, INCLUDES ZR2 & HIGHRIDER	
Trans4mer Grille Guard, Black ⁽³⁾	30090
Light Bar, Black ^(*)	29169
Brush Guards, Black (Non-Wrap Around)	30146
Receiver, Black only (use with Trans4mer only)	29166
Winch Carrier (VR10, XD9i, XD9, M8, VR8, M6) ^J	29165
Winch Carrier (9.5cti, 9.5xp)	39781



4X FLARES
FOOTNOTES:

- B** Flares do not fit boxes for dual wheel axles
- C** Requires drilling door panel
- D** Two door only
- K** Does not fit LTZ model
- (*)** Does not fit 'Quadra Steer' equipped vehicles

4X FLARES: CHEVROLET

C/K Pickup Front	'73-80	29871	Sportside Pickup Rear	'88-98	30746	K Blazer Rear	'92-94	26734
C/K Pickup Rear	'73-80	27996	Silverado Sportside Front	'99-06	64420	Tahoe 2 dr Front	'95-99	26548
C/K Pickup Front	'81-87	27993	Silverado Sportside Rear	'99-06	60785	Tahoe 2 dr Rear	'95-99	26734
C/K Pickup Rear	'81-87	27996	Suburban Front	'81-91	27993	Tahoe 4 dr Front	'95-99	26548
C/K Pickup Front	'88-00	26548	Suburban Rear	'81-91	27996	Tahoe 4 dr Rear ^C	'95-99	34238
C/K Pickup Rear ^B	'88-00	26734	Suburban Front	'92-99	26548	Tahoe 4 dr Front	'00-06	64420
Silverado Pickup Front	'99-06	64420	Suburban Rear	'92-99	26734	Tahoe 4 dr Front W/OE boards	'00-06	60860
Silverado Pickup Front	'07 Classic .	64420	Suburban Front	'00-06	64420	Tahoe 4 dr Rear ^C	'00-06	61115
Silverado Pickup Rear ^(*)	'99-06	39025	Suburban Front W/OE boards	'00-06	60860	Tahoe 4 dr Front ^K	'07-11	74130
Silverado Pickup Rear ^(*)	'07 Classic .	39025	Suburban Rear	'00-06	61095	Tahoe 4 dr Rear ^K	'07-11	74135
Silverado Pickup Front	'07-11	75190	Suburban Front ^K	'07-11	74130	S-10 Pickup Front	'82-93	26558
Silverado Pickup Rear ^B	'07-11	75195	Suburban Rear ^K	'07-11	74215	S-10 Pickup Rear	'82-93	26736
C/K Crew Cab Front	'81-91	27993	Avalanche Front	'07-11	74130	S-10 Pickup Front	'94-00	32956
C/K Crew Cab Rear ^B	'81-91	27996	Avalanche Rear	'07-11	74205	S-10 Pickup Rear	'94-00	32957
C/K Crew Cab Front	'92-00	26548	K Blazer Front	'81-91	27993	S-10 Blazer Front	'82-94	26558
C/K Crew Cab Rear ^B	'92-00	26734	K Blazer Rear	'81-91	27996	S-10 Blazer Rear ^D	'82-94	29894
Sportside Pickup Front	'88-98	26548	K Blazer Front	'92-94	26548			

4X FLARES: gmc

C/K Pickup Front	'73-80	29871	Sierra 1500 Rear (6'+8" Box Only)	'07-11 ...	75965	Yukon 2 dr Rear	'95-99	26734
C/K Pickup Rear	'73-80	27996	Sierra 1500 Rear (69.2" Box)	'07-11 ...	76405	Yukon 4 dr Front	'95-99	26548
C/K Pickup Front	'81-87	27993	Sierra HD Front	'07-11 ...	76620	Yukon 4 dr Rear ^C	'95-99	34238
C/K Pickup Rear	'81-87	27996	Sierra HD Rear (6'+8" Box Only)	'07-11 ...	75965	Yukon 4 dr Front	'07-11	74130
C/K Pickup Front	'88-98	26548	Sierra Sportside Front	'99-06	64420	Yukon 4 dr Rear ^I	'07-11	74135
C/K Pickup Rear ^B	'88-98	26734	Sierra Sportside Rear	'99-06 ...	60785	Yukon XL Front	'07-11	74130
Sierra Pickup Front	'99-06	64420	Suburban Front	'81-91	27993	Yukon XL Rear ^I	'07-11	74215
Sierra Pickup Front	'07 Classic .	64420	Suburban Rear	'81-91	27996	S-15 Pickup Front	'82-93	26558
Sierra Pickup Rear ^(*)	'99-06	39025	Suburban Front	'92-99	26548	S-15 Pickup Rear	'82-93	26736
Sierra Pickup Rear ^(*)	'07 Classic .	39025	Suburban Rear	'92-99	26734	S-15 Pickup Front	'94-00	32956
C/K Crew Cab Front	'81-91	27993	K Jimmy Front	'81-91	27993	S-15 Pickup Rear	'94-00	32957
C/K Crew Cab Rear ^B	'81-91	27996	K Jimmy Rear	'81-91 ...	27996	S-15 Jimmy Front	'82-94	26558
C/K Crew Cab Front	'92-00	26548	K Jimmy Front	'92-94	26548	S-15 Jimmy Rear ^D	'82-94	29894
C/K Crew Cab Rear ^B	'92-00	26734	K Jimmy Rear	'92-94 ...	26734			
Sierra 1500 Front	'07-11	75970	Yukon 2 dr Front	'95-99	26548			

4WD HUBS
FOOTNOTES:

- G** Vehicles with full-time 4WD will require a transfer case conversion kit
- H** When replacing automatic 3-hole cap screw hubs with manual hubs, you must purchase corresponding spindle nut conversion kit per application chart
- J** Not for front axle disconnect systems

4WD HUBS

	Year	Cautionary Footnotes	Spline Count	Standard Manual PN	Premium Manual PN	Spindle Nut Kit Std/Prem	Hub Service Kit Std	Prem
Blazer, Jimmy, Suburban	'69-91	G, H	19	9790	20990	32720	11967	20825
1/2 Ton Pickup	'69-87	G, H	19	9790	20990	32720	11967	20825
3/4 Ton Pickup	'60-76	G	19		9072			7302
3/4 Ton Pickup	'77-87	G, H	19	9790	20990	32720	11967	20825
1 Ton Pickup	'76-87	H	30	11690	38826	32721	11714	
1 Ton Pickup, V-Series Crew Cab	'88-90	H	30	11690	38826	32721	11714	
Geo/Chevrolet Tracker	'89-00	J	26	39198	34581			7309

MOUNTING SYSTEMS

'09-12 DODGE RAM 1500

Gen II Trans4mer	
Bracket Kit (Required)	90135
Winch Carrier Kit, Mid Frame, Black (PowerPlant HP & HD, Endurance 12.0, ZEON, VR12, VR10, 9.5cti, 9.5xp, XD9i, XD9, M8, VR8, M6)	88240
Grille Guard Kit, Black	81610
Short Grille Guard Kit, Black	84785
Headlamp Guard Kit, Black	81620
Light Bar, Black	80143
Receiver Kit, Black	80149
Bracket Kit (Required)	90135
Winch Carrier Kit, Mid Frame, Stainless (PowerPlant HP & HD, Endurance 12.0, ZEON, VR12, VR10, 9.5cti, 9.5xp, XD9i, XD9, M8, VR8, M6)	88245
Grille Guard Kit, Black	81615
Short Grille Guard Kit, Stainless	84790
Headlamp Guard Kit, Stainless	81625
Light Bar, Stainless	80148
Receiver Kit, Black	80149

'06-08 DODGE 1500 2WD & 4WD INCLUDING "SPORT" PACKAGE (WILL NOT RETAIN FACTORY TOW HOOKS)

Trans4mer Grille Guard, Black ⁽³⁰⁾	75515
Angled Light Bar, Black	73745
Brush Guards, Black (Two-Bar Wrap Around)	72470
Trans4mer Grille Guard, Stainless ⁽³⁰⁾	75520
Angled Light Bar, Stainless	73753
Brush Guards, Stainless (Two-Bar Wrap Around)	72469
Receiver, Black only (use with Trans4mer only)	29397
Winch Carrier (PowerPlant HP & HD, Endurance 12.0, ZEON, VR12, VR10, 9.5cti, 9.5xp, XD9i, XD9, M8, VR8, M6)	29394
SST Stainless Steel Carrier Cover (for 29394 carrier)	63130
Winch Carrier (M8274-50 only)	62027
SST Stainless Steel Carrier Cover (for 62027 carrier)	63135

'02-05 DODGE 1500 2WD & 4WD INCLUDING "SPORT" PACKAGE (WILL NOT RETAIN FACTORY TOW HOOKS)

Trans4mer Grille Guard, Black ⁽³⁰⁾	76251
Angled Light Bar, Black	73745
Brush Guards, Black (Two-Bar Wrap Around)	63653
Trans4mer Grille Guard, Stainless ⁽³⁰⁾	76252
Angled Light Bar, Stainless	73753
Brush Guards, Stainless (Two-Bar Wrap Around)	63654
Receiver, Black only (use with Trans4mer only)	29397
Winch Carrier (PowerPlant HP & HD, Endurance 12.0, ZEON, VR12, VR10, 9.5cti, 9.5xp, XD9i, XD9, M8, VR8, M6)	29394
SST Stainless Steel Carrier Cover (for 29394 carrier)	63130
Winch Carrier (M8274-50 only)	62027
SST Stainless Steel Carrier Cover (for 62027 carrier)	63135

Hidden Mount Winch Kit (9.5xp, XD9, M8, VR8, M6)

Multi-Mount Winch Frame (9.5xp, XD9i, XD9, M8, VR8, M6) ^V	26370
Multi-Mount Winch Frame (PowerPlant HP) ^V	75330
Multi-Mount Winch Frame (ZEON 8, ZEON 10)	89990
Front Receiver	63570

'11-12 DODGE RAM HD 4500 & 5500

Gen II Trans4mer	
Bracket Kit (Required)	90160
Winch Carrier Kit, Large Frame, Black (16.5ti, M15, M12, M8274-50)	90110
Winch Carrier Kit, Mid Frame, Black (PowerPlant HP & HD, Endurance 12.0, ZEON, VR12, VR10, 9.5cti, 9.5xp, XD9i, XD9, M8, VR8, M6)	88240
Grille Guard Kit, Black	81610
Short Grille Guard Kit, Black ⁽³¹⁾	84785
Headlamp Guard Kit, Black	82695
Light Bar, Black ⁽³¹⁾	80143
Receiver Kit, Black	80149

Bracket Kit (Required)	90160
Winch Carrier Kit, Large Frame, Stainless (16.5ti, M15, M12, M8274-50)	90115
Winch Carrier Kit, Mid Frame, Stainless (PowerPlant HP & HD, Endurance 12.0, ZEON, VR12, VR10, 9.5cti, 9.5xp, XD9i, XD9, M8, VR8, M6)	88245
Grille Guard Kit, Stainless	81615
Short Grille Guard Kit, Stainless ⁽³¹⁾	84790
Headlamp Guard Kit, Stainless	82700
Light Bar, Stainless ⁽³¹⁾	80148
Receiver Kit, Black	80149

Heavy Duty Bumper , With Grille/Brush Guard, Black ⁽¹⁰⁾ (16.5ti, M15, M12, Com'l Series 9 & 12) Note: fits 2012 model	85886
---	-------

Heavy Duty Bumper , Without Grille/Brush Guard, Black ⁽¹⁰⁾ (16.5ti, M15, M12, Com'l Series 9 & 12) Note: fits 2012 model	85882
--	-------

'07-10 DODGE RAM HD 4500 & 5500, '07-10 STERLING BULLET 4500 & 5500

Gen II Trans4mer	
Bracket Kit (Required)	90145
Winch Carrier Kit, Large Frame, Black (16.5ti, M15, M12, M8274-50)	90110
Winch Carrier Kit, Mid Frame, Black (PowerPlant HP & HD, Endurance 12.0, ZEON, VR12, VR10, 9.5cti, 9.5xp, XD9i, XD9, M8, VR8, M6)	88240
Grille Guard Kit, Black	81672
Short Grille Guard Kit, Black ⁽³¹⁾	85140
Headlamp Guard Kit, Black	81668
Light Bar, Black ⁽³¹⁾	80143
Receiver Kit, Black	80149

Bracket Kit (Required)	90145
Winch Carrier Kit, Large Frame, Stainless (16.5ti, M15, M12, M8274-50)	90115
Winch Carrier Kit, Mid Frame, Stainless (PowerPlant HP & HD, Endurance 12.0, ZEON, VR12, VR10, 9.5cti, 9.5xp, XD9i, XD9, M8, VR8, M6)	88245
Grille Guard Kit, Stainless	81673
Short Grille Guard Kit, Stainless ⁽³¹⁾	85145
Headlamp Guard Kit, Stainless	81669
Light Bar, Stainless ⁽³¹⁾	80148
Receiver Kit, Black	80149

MOUNTING SYSTEMS
FOOTNOTES:

- V** 20'/6m Power Lead (PN 32963) or 24'/8m Power Lead (PN 32966) required for winching from rear
- (10)** Includes a set of WARN W350F wireless fog lamps
- (30)** Additional drilling/ grinding required for factory tow hook equipped vehicles
- (31)** Not compatible when installing M8274-50 winch



MOUNTING SYSTEMS
FOOTNOTES:

- V 20'/6m Power Lead (PN 32963) or 24'/8m Power Lead (PN 32966) required for winching from rear
- (10) Includes a set of WARN W350F wireless fog lamps
- (16) Fits Series 9 or 12 commercial winch with 12"/304.8mm wide foot print
- (25) Must be Revision B0 for 2001 and later models
- (31) Not compatible when installing M8274-50 winch

MOUNTING SYSTEMS (CONTINUED)

'10-12 DODGE RAM HD 2500 & 3500 2WD & 4WD	
Gen II Trans4mer	
Bracket Kit (Required)	90150
Winch Carrier Kit, Large Frame, Black (16.5ti, M15, M12, M8274-50)	90110
Winch Carrier Kit, Mid Frame, Black (PowerPlant HP & HD, Endurance 12.0, ZEON, VR12, VR10, 9.5cti, 9.5xp, XD9i, XD9, M8, VR8, M6)	88240
Grille Guard Kit, Black	81610
Short Grille Guard Kit, Black	84785
Headlamp Guard Kit, Black	82695
Light Bar, Black	80143
Receiver Kit, Black.....	80149
Bracket Kit (Required)	90150
Winch Carrier Kit, Large Frame, Stainless (16.5ti, M15, M12, M8274-50)	90115
Winch Carrier Kit, Mid Frame, Stainless (PowerPlant HP & HD, Endurance 12.0, ZEON, VR12, VR10, 9.5cti, 9.5xp, XD9i, XD9, M8, VR8, M6)	88245
Grille Guard Kit, Stainless	81615
Short Grille Guard Kit, Stainless.....	84790
Headlamp Guard Kit, Stainless.....	82700
Light Bar, Stainless	80148
Receiver Kit, Black.....	80149

Heavy Duty Bumper , With Grille/Brush Guard, Black ⁽¹⁰⁾ (16.5ti, M15, M12, Com'l Series 9 & 12) Note: fits 2012 models.....	85886
Heavy Duty Bumper , Without Grille/Brush Guard, Black ⁽¹⁰⁾ (16.5ti, M15, M12, Com'l Series 9 & 12) Note: fits 2012 models.....	85882

'06–09 DODGE RAM HD 2500 & 3500 2WD & 4WD; INCLUDING MEGACAB & MEGACAB 1500 (WILL NOT RETAIN FACTORY TOW HOOKS, EXCLUDES "SPORT" PACKAGE)	
Trans4mer Grille Guard, Black	75525
Angled Light Bar, Black	73745
Brush Guards, Black (Two-Bar Wrap Around)	72470
Trans4mer Grille Guard, Stainless	75530
Angled Light Bar, Stainless	73753
Brush Guards, Stainless (Two-Bar Wrap Around).....	72469
Receiver, Black only (use with Trans4mer only)	29397
Winch Carrier (PowerPlant HP & HD, Endurance 12.0, ZEON, VR12, VR10, 9.5cti, 9.5xp, XD9i, XD9, M8, VR8, M6)	29394
SST Stainless Steel Carrier Cover (for 29394 carrier).....	63130
Winch Carrier (16.5ti, M15, M12, M8274-50)	62027
SST Stainless Steel Carrier Cover (for 62027 carrier)	63135

Heavy Duty Bumper With Grille/Brush Guard, Black (16.5ti, M15, M12).....	72374
Heavy Duty Bumper Without Grille/Brush Guard, Black (16.5ti, M15, M12)	74120

'06–09 DODGE RAM HD 2500 & 3500 2WD & 4WD; INCLUDING MEGACAB & MEGACAB 1500*LARAMIE ONLY* (WILL NOT RETAIN FACTORY TOW HOOKS, EXCLUDES "SPORT" PACKAGE)	
Trans4mer Grille Guard, Black	75790
Angled Light Bar, Black	73745
Brush Guards, Black (Two-Bar Wrap Around)	72470
Trans4mer Grille Guard, Stainless	75795
Angled Light Bar, Stainless	73753
Brush Guards, Stainless (Two-Bar Wrap Around).....	72469
Receiver, Black only (use with Trans4mer only)	29397
Winch Carrier (PowerPlant HP & HD, Endurance 12.0, ZEON, VR12, VR10, 9.5cti, 9.5xp, XD9i, XD9, M8, VR8, M6)	29394
SST Stainless Steel Carrier Cover (for 29394 carrier)	63130
Winch Carrier (16.5ti, M15, M12, M8274-50)	62027
SST Stainless Steel Carrier Cover (for 62027 carrier)	63135

Heavy Duty Bumper With Grille/Brush Guard, Black (16.5ti, M15, M12)	72374
Heavy Duty Bumper Without Grille/Brush Guard, Black (16.5ti, M15, M12)	74120

'03–05 DODGE RAM HD 2500 & 3500 2WD & 4WD (WILL NOT RETAIN FACTORY TOW HOOKS, EXCLUDES "SPORT" PACKAGE)	
Trans4mer Grille Guard, Black	76253
Angled Light Bar, Black	73745
Brush Guards, Black (Two-Bar Wrap Around)	63653
Trans4mer Grille Guard, Stainless	76254
Angled Light Bar, Stainless	73753
Brush Guards, Stainless (Two-Bar Wrap Around).....	63654
Receiver, Black only (use with Trans4mer only)	29397
Winch Carrier (PowerPlant HP & HD, Endurance 12.0, ZEON, VR12, VR10, 9.5cti, 9.5xp, XD9i, XD9, M8, VR8, M6)	29394
SST Stainless Steel Carrier Cover (for 29394 carrier)	63130
Winch Carrier (16.5ti, M15, M12, M8274-50)	62027
SST Stainless Steel Carrier Cover (for 62027 carrier)	63135

Heavy Duty Bumper With Grille/Brush Guard, Black (16.5ti, M15, M12).....	65880
Heavy Duty Bumper Without Grille/Brush Guard, Black (16.5ti, M15, M12)	74120

Multi-Mount Winch Frame (9.5xp, XD9i, XD9, M8, VR8, M6) ^V	26370
Multi-Mount Winch Frame (PowerPlant HP) ^V	75330
Multi-Mount Winch Frame (ZEON 8, ZEON 10)	89990
Front Receiver (factory tow hooks can be used)	65370

'94–02 DODGE RAM PICKUP 3/4, 1 TON 2WD & 4WD; '94–01 RAM PICKUP 1/2 TON 2WD & 4WD (EXCLUDES '02 RAM 1/2 TON NEW BODY STYLE; EXCLUDES '99–02 "SPORT" PACKAGE)	
Trans4mer Grille Guard, Black	30092
Angled Light Bar, Black	73745
Brush Guards, Black (Non-Wrap Around)	30106
Trans4mer Grille Guard, Stainless	65656
Angled Light Bar, Stainless	73753
Brush Guards, Stainless	65878
Receiver, Black only (use with Trans4mer only)	29397
Winch Carrier (PowerPlant HP & HD, Endurance 12.0, ZEON, VR12, VR10, 9.5cti, 9.5xp, XD9i, XD9, M8, VR8, M6)	29394
SST Stainless Steel Carrier Cover (for 29394 carrier)	63130
Winch Carrier (M12, M8274-50)	62027
SST Stainless Steel Carrier Cover (for 62027carrier)	63135
Winch Carrier, Com'l Series 9 & 12 ⁽¹⁶⁾	60420

Multi-Mount Winch Frame (9.5xp, XD9i, XD9, M8, VR8, M6) ^V	26370
Multi-Mount Winch Frame (PowerPlant HP) ^V	75330
Multi-Mount Winch Frame (ZEON 8, ZEON 10)	89990
Front Receiver (will not work with factory tow hooks)	31727

'97–04 DAKOTA '97–03 DURANGO 4WD, INCLUDING "SPORT" PACKAGE	
Trans4mer Grille Guard, Black ⁽²⁵⁾	35095
Brush Guards, Black (Non-Wrap Around)	35097
Receiver, Black only (use with Trans4mer only).....	29397
Winch Carrier (PowerPlant HP & HD, Endurance 12.0, ZEON, VR12, VR10, 9.5cti, 9.5xp, XD9i, XD9, M8, VR8, M6)	29394
SST Stainless Steel Carrier Cover (for carrier above)	63130

4WD HUBS	Year	Cautionary Footnotes	Spline Count	Standard Manual PN	Premium Manual PN	Spindle Nut Kit Std/Prem	Hub Service Kit Std	Prem
1/2 Ton Pickup	'57–68		19		9072			7302
1/2 Ton Pickup & Ramcharger	'69–74		19	9790	20990		11967	20825
1/2, 3/4 Ton Pickup & Ramcharger	'80–93		19	9790	20990		11967	20825
3/4 Ton Pickup	'90–93		30	11690	38826		11714	11714
3/4 Ton Pickup	'57–74		19		9072			7302
1 Ton Pickup.....	'90–93		30	11690	38826		11714	11714

4X FLARES	Year	PN
Ram Front ^A	'94–01	30210
Ram Rear ^B	'94–01	30211
Ram 2500, 3500 Front	'02	30210
Ram 2500, 3500 Rear ^B	'02	30211
Ram 2500, 3500 Front.....	'03–09	63860
Ram 2500, 3500 Rear (short box) ^B	'03–09	63865
Ram 2500, 3500 Rear (long box) ^B	'03–09	64545
Ram 1500 Front	'02–08	63860
Ram 1500 Rear (short box)	'02–08	63865
Ram 1500 Rear (long box).....	'02–08	64545

- 4X FLARES
FOOTNOTES:
- A Front Flares partially cover door opening
- B Flares do not fit boxes for dual wheel axles



MOUNTING SYSTEMS
FOOTNOTES:

(4) Moves factory bumper forward five inches

(5) Intended to be sold with PN 38772

(10)Includes a set of WARN W350F wireless fog lamps

(13) Will not fit 2WD models with coil springs. Will not fit Excursion. Will not fit trucks built after mid-Sept. '00 with blocker beam

(16) Fits Series 9 or 12 commercial winch with 12"/304.8mm wide foot print

(22) Roller Fairlead Cover 25580 recommended

(24) Cannot be used with optional factory driving lights

(26) Carrier will block the factory fog/ driving lights on vehicles so equipped

(27) All Excursions, most Super Dutys built 10/00 and later

(29) For '04 model receiver applications, use the Trans4mer Grille Guard in combination with the receiver option 29397

(31) Not compatible when installing M8274-50 winch

V 20'/6m Power Lead (PN 32963) or 24'/8m Power Lead (PN 32966) required for winching from rear

(*1) Moves factory bumper forward five and a half inches

(*2) Intended to be sold with PN 70490

(*3) F-450/550 will require trimming of factory front flare to clear brush guard tubes

(*) Note: SST requires trimming when used with Brush Guards

MOUNTING SYSTEMS

'11-13 SUPER DUTY, F-250, F-350, F-450, F-550, 2WD & 4WD

Gen II Trans4mer	
Bracket Kit (Required)	90155
Winch Carrier Kit, Large Frame, Black (16.5ti, M15, M12, M8274-50)	90110
Winch Carrier Kit, Mid Frame, Black (PowerPlant HP & HD, Endurance 12.0, ZEON, VR12, VR10, 9.5cti, 9.5xp, XD9i, XD9, M8, VR8, M6)	88240
Grille Guard Kit, Black	85055
Short Grille Guard Kit, Black ⁽³¹⁾	84785
Headlamp Guard Kit, Black	84795
Light Bar Kit, Black ⁽³¹⁾	80143
Receiver Kit, Black	80149

Bracket Kit (Required)	90155
Winch Carrier Kit, Large Frame, Stainless (16.5ti, M15, M12, M8274-50)	90115

Winch Carrier Kit, Mid Frame, Stainless (PowerPlant HP & HD, Endurance 12.0, ZEON, VR12, VR10, 9.5cti, 9.5xp, XD9i, XD9, M8, VR8, M6)	88245
Grille Guard Kit, Stainless	85060
Short Grille Guard Kit, Stainless ⁽³¹⁾	84790
Headlamp Guard Kit, Stainless.....	84980
Light Bar Kit, Stainless ⁽³¹⁾	80148
Receiver Kit, Black.....	80149

Semi-Hidden Mount (16.5ti, M15, M12) ⁽⁴⁾	84515
Skirting Kit (required for above kit)	84520

Heavy Duty Bumper , With Grille/Brush Guard, Black ⁽¹⁰⁾ (16.5ti, M15, M12, Com'I Series 9 & 12) Note: fits 2012 models.....	85885
---	-------

Heavy Duty Bumper , Without Grille/Brush Guard, Black ⁽¹⁰⁾ (16.5ti, M15, M12, Com'I Series 9 & 12) Note: fits 2012 models.....	85881
--	-------

'08-10 SUPER DUTY, F-250, F-350, F-450, F-550, 2WD & 4WD

Gen II Trans4mer	
Bracket Kit (Required)	90130
Winch Carrier Kit, Large Frame, Black (16.5ti, M15, M12, M8274-50)	90110
Winch Carrier Kit, Mid Frame, Black (PowerPlant HP & HD, Endurance 12.0, ZEON, VR12, VR10, 9.5cti, 9.5xp, XD9i, XD9, M8, VR8, M6)	88240
Grille Guard Kit, Black	80141
Short Grille Guard Kit, Black ⁽³¹⁾	85140
Headlamp Guard Kit, Black	80142
Light Bar Kit, Black ⁽³¹⁾	80143
Receiver Kit, Black.....	80149

Bracket Kit (Required)	90130
Winch Carrier Kit, Large Frame, Stainless (16.5ti, M15, M12, M8274-50)	90115

Winch Carrier Kit, Mid Frame, Stainless (PowerPlant HP & HD, Endurance 12.0, ZEON, VR12, VR10, 9.5cti, 9.5xp, XD9i, XD9, M8, VR8, M6)	88245
Grille Guard Kit, Stainless	80146
Short Grille Guard Kit, Stainless.....	85145
Headlamp Guard Kit, Stainless.....	80147
Light Bar Kit, Stainless.....	80148
Receiver Kit, Black.....	80149

Trans4mer Grille Guard, Black	75810
Angled Light Bar, Black	73745
Brush Guards, Black (Two-Bar Wrap Around)	75850
Trans4mer Grille Guard, Stainless	75815
Angled Light Bar, Stainless	73753
Brush Guards, Stainless (Two-Bar Wrap Around).....	75849
Receiver, Black only (use with Trans4mer only)	29397
Winch Carrier (PowerPlant HP & HD, Endurance 12.0, ZEON, VR12, VR10, 9.5cti, 9.5xp, XD9i, XD9, M8, VR8, M6)	29394
SST Stainless Steel Carrier Cover (for 29394 carrier) (*)	63130
Winch Carrier (16.5ti, M15, M12, M8274-50) ⁽²⁶⁾	62027
SST Stainless Steel Carrier Cover (for 62027 carrier) (*)	63135
Winch Carrier, Com'I Series 9 & 12 ⁽¹⁶⁾	60420

'08-10 SUPER DUTY, F-250, F-350, F-450, F-550, 2WD & 4WD (CONTINUED)

Semi-Hidden Mount (16.5ti, M15, M12) ^{(4)(*4)}	78105
Skirting Kit (required for above kit)	78319

Heavy Duty Bumper With Grille/Brush Guard, Black (16.5ti, M15, M12)	74777
--	-------

Heavy Duty Bumper Without Grille/Brush Guard, Black (16.5ti, M15, M12)	76250
---	-------

Front Skid Plate	76585
Transmission Skid Plate	76590

'05-07 SUPER DUTY, F-250, F-350, F-450, F-550, 2WD & 4WD; EXCLUDES EXCURSION

Trans4mer Grille Guard, Black	76256
Angled Light Bar, Black	73745
Brush Guards, Black (Two-Bar Wrap Around)	69685
Trans4mer Grille Guard, Stainless	76255
Angled Light Bar, Stainless	73753
Brush Guards, Stainless (Two-Bar Wrap Around).....	70017
Receiver, Black only (use with Trans4mer only)	29397
Winch Carrier (PowerPlant HP & HD, Endurance 12.0, ZEON, VR12, VR10, 9.5cti, 9.5xp, XD9i, XD9, M8, VR8, M6)	29394
SST Stainless Steel Carrier Cover (for 29394 carrier)	63130
Winch Carrier (16.5ti, M15, M12, M8274-50) ⁽²⁶⁾	62027
SST Stainless Steel Carrier Cover (for 62027 carrier)	63135
Winch Carrier, Com'I Series 9 & 12 ⁽¹⁶⁾	60420

Multi-Mount Winch Frame (9.5xp, XD9i, XD9, M8, VR8, M6) ^V	26370
Multi-Mount Winch Frame (PowerPlant HP) ^V	75330
Multi-Mount Winch Frame (ZEON 8, ZEON 10).....	89990
Front Receiver	70480

Semi-Hidden Mount (16.5ti, M15, M12) ^{(*1)(*2)(24)}	70005
Skirting Kit (required for above kit)	70490

Heavy Duty Bumper With Grille/Brush Guard, Black (16.5ti, M15, M12) ^(*3)	70650
--	-------

Heavy Duty Bumper Without Grille/Brush Guard, Black (16.5ti, M15, M12)	73990
---	-------

'99-04 SUPER DUTY, F-250, F-350, F-450, F-550, 2WD & 4WD; '00-04 EXCURSION

Trans4mer Grille Guard, Black	76258
Angled Light Bar, Black	73745
Brush Guards, Black (Two-Bar Wrap Around)	38060
Trans4mer Grille Guard, Stainless	76257
Angled Light Bar, Stainless	73753
Brush Guards, Stainless (Two-Bar Wrap Around).....	60450
Receiver, Black only (use with Trans4mer only)	29397
Winch Carrier (PowerPlant HP & HD, Endurance 12.0, ZEON, VR12, VR10, 9.5cti, 9.5xp, XD9i, XD9, M8, VR8, M6)	29394
SST Stainless Steel Carrier Cover (for 29394 carrier)	63130
Winch Carrier (16.5ti, M15, M12, M8274) ⁽²⁶⁾	62027
SST Stainless Steel Carrier Cover (for 62027 carrier).....	63135
Winch Carrier, Com'I Series 9 & 12 ⁽¹⁶⁾	60420

MOUNTING SYSTEMS (CONTINUED)

Multi-Mount Winch Frame (9.5xp, XD9i, XD9, M8, VR8, M6) ^V	26370
Multi-Mount Winch Frame (PowerPlant HP) ^V	75330
Multi-Mount Winch Frame (ZEON 8, ZEON 10)	89990
Front Receiver ('99-01) ⁽¹³⁾	38450
Front Receiver, for '01-03 vehicles equipped with blocker beam ⁽²⁷⁾	
Will not fit '04 models ⁽²⁹⁾	62524

Semi-Hidden Mount (16.5ti, M15, M12) ⁽⁴⁾⁽⁵⁾⁽²²⁾⁽²⁴⁾	62289
Skirting Kit (required for above kit)	38772

Heavy Duty Bumper With Grille/Brush Guard, Black (16.5ti, M15, M12)	63600
--	-------

'09-12 F-150 4WD

Gen II Trans4mer	
Bracket Kit (Required)	90125
Winch Carrier Kit, Mid Frame, Black (PowerPlant HP & HD, Endurance 12.0, ZEON, VR12, VR10, 9.5cti, 9.5xp, XD9i, XD9, M8, VR8, M6)	88240
Grille Guard Kit, Black.....	80161
Short Grille Guard Kit, Black.....	85140
Headlamp Guard Kit, Black	80162
Light Bar Kit, Black	80143
Receiver Kit, Black	80149

Bracket Kit (Required)	90125
Winch Carrier Kit, Mid Frame, Stainless (PowerPlant HP & HD, Endurance 12.0, ZEON, VR12, VR10, 9.5cti, 9.5xp, XD9i, XD9, M8, VR8, M6)	88245
Grille Guard Kit, Stainless	80157
Short Grille Guard Kit, Stainless	85145
Headlamp Guard Kit, Stainless.....	80158
Light Bar Kit, Stainless.....	80148
Receiver Kit, Black.....	80149

'11-12 F-150 4WD ECOBOOST

Gen II Trans4mer	
Bracket Kit (Required)	88070
Winch Carrier Kit, Mid Frame, Black (PowerPlant HP & HD, Endurance 12.0, ZEON, VR12, VR10, 9.5cti, 9.5xp, XD9i, XD9, M8, VR8, M6)	88240
Grille Guard Kit, Black	80161
Short Grille Guard Kit, Black.....	85140
Headlamp Guard Kit, Black	80162
Light Bar Kit, Black	80143
Receiver Kit, Black.....	80149

Bracket Kit (Required).....	88070
Winch Carrier Kit, Mid Frame, Stainless (PowerPlant HP & HD, Endurance 12.0, ZEON, VR12, VR10, 9.5cti, 9.5xp, XD9i, XD9, M8, VR8, M6)	88245
Grille Guard Kit, Stainless	80157
Short Grille Guard Kit, Stainless.....	85145
Headlamp Guard Kit, Stainless.....	80158
Light Bar Kit, Stainless.....	80148
Receiver Kit, Black.....	80149

'06-08 F-150 4WD

Trans4mer Grille Guard, Black (requires 29394 winch carrier).....	75505
Angled Light Bar, Black	73745
Brush Guards, Black (Two-Bar Wrap Around)	66405
Trans4mer Grille Guard, Stainless (requires 29394 winch carrier).....	75510
Angled Light Bar, Stainless	73753
Brush Guards, Stainless (Two-Bar Wrap Around).....	66404
Winch Carrier (PowerPlant HP & HD, Endurance 12.0, ZEON, VR12, VR10, 9.5cti, 9.5xp, XD9i, XD9, M8, VR8, M6)	29394
SST Stainless Steel Carrier Cover (for 29394 carrier)	63130

MOUNTING SYSTEMS
FOOTNOTES:

(J) Must be revision #B0 for 9000 winch PN 27550 or 28500

(K) Except models with far forward mounted stabilizer bar

(V) 20'/6m Power Lead (PN 32963) or 24'/8m Power Lead (PN 32966) required for winching from rear

(14) Must be Rev. B0 for '99-00 models

(16) Fits Series 9 or 12 commercial winch with 12"/304.8mm wide foot print

(17) Must be Rev. B0 for HS9000 winch PN 47550, 48500

(19) Requires factory tow hooks or Adapter Kit PN 37174

(23) Roller Fairlead Cover 35363 recommended
(* Cannot be used with winch carrier when winch is mounted

'04-05 F-150 4WD

Trans4mer Grille Guard, Black	76259
Angled Light Bar, Black	73745
Brush Guards, Black (Two-Bar Wrap Around)	66405
Trans4mer Grille Guard, Stainless	76260
Angled Light Bar, Stainless	73753
Brush Guards, Stainless (Two-Bar Wrap Around).....	66404
Winch Carrier (PowerPlant HP & HD, Endurance 12.0, ZEON, VR12, VR10, 9.5cti, 9.5xp, XD9i, XD9, M8, VR8, M6)	29394
SST Stainless Steel Carrier Cover (for 29394 carrier)	63130
Receiver, Black only (use with Trans4mer only)	29397

Hidden Kit, includes special XD9000 short drum winch.....	69110
---	-------

Multi-Mount Winch Frame (9.5xp, XD9i, XD9, M8, VR8, M6) ^V	26370
Multi-Mount Winch Frame (PowerPlant HP) ^V	75330
Multi-Mount Winch Frame (ZEON 8, ZEON 10).....	89990
Front Receiver.....	68680

'03-04 EXPEDITION 4WD

Multi-Mount Winch Frame (9.5xp, XD9i, XD9, M8, VR8, M6) ^V	26370
Multi-Mount Winch Frame (PowerPlant HP) ^V	75330
Multi-Mount Winch Frame (ZEON 8, ZEON 10).....	89990
Front Receiver.....	69594

'99-03 F-150 & F-250 LIGHT DUTY 4WD ONLY, '99-02 EXPEDITION 4WD, '01-03 SUPER CREW 4WD

Trans4mer Grille Guard, Black	39680
Angled Light Bar, Black	73745
Brush Guards, Black (Two-Bar Wrap Around)	39900
Trans4mer Grille Guard, Stainless	63470
Angled Light Bar, Stainless	73753
Brush Guards, Stainless (Two-Bar Wrap Around).....	64705
Receiver, Black only (use with Trans4mer only)	29397
Winch Carrier (PowerPlant HP & HD, Endurance 12.0, ZEON, VR12, VR10, 9.5cti, 9.5xp, XD9i, XD9, M8, VR8, M6)	29394
SST Stainless Steel Carrier Cover (for 29394 carrier)	63130
Winch Carrier (M12, M8274-50)	62027
SST Stainless Steel Carrier Cover (for 62027 carrier)	63135
Winch Carrier, Com'I Series 9 & 12 ⁽¹⁶⁾	60420

Semi-Hidden Mount (9.5cti, 9.5xp, XD9i, XD9, M8, VR 8, M6) ⁽¹⁴⁾⁽¹⁹⁾	34701
---	-------

Multi-Mount Winch Frame (9.5xp, XD9i, XD9, M8, VR8, M6) ^V	26370
Multi-Mount Winch Frame (PowerPlant HP) ^V	75330
Multi-Mount Winch Frame (ZEON 8, ZEON 10).....	89990
Front Receiver ⁽¹⁴⁾⁽¹⁹⁾	33088

'97-98 F-150 & F-250 LIGHT DUTY 4WD ONLY, EXPEDITION 4WD (REQUIRES FACTORY TOW HOOKS OR ADAPTER KIT SHOWN BELOW)

Trans4mer Grille Guard, Black	33086
Light Bar, Black ^(*)	29169
Brush Guards, Black (Non-Wrap Around)	33602
Receiver, Black only (use with Trans4mer only)	29166
Winch Carrier (VR10, XD9i, XD9, M8, VR8, M6) ^J	29165
Winch Carrier (VR12, 9.5cti, 9.5xp).....	39781
Winch Carrier (M8274-50).....	30040

Semi-Hidden Mount (9.5cti, 9.5xp, XD9i, XD9, M8, VR8, M6) ⁽¹⁷⁾⁽²³⁾	34701
--	-------

Multi-Mount Winch Frame (9.5xp, XD9i, XD9, M8, VR8, M6) ^V	26370
Multi-Mount Winch Frame (PowerPlant HP) ^V	75330
Multi-Mount Winch Frame (ZEON 8, ZEON 10).....	89990
Front Receiver.....	33088

Adapter Kit (use on vehicles without factory tow hooks)	37174
--	-------



MOUNTING SYSTEMS (CONTINUED)

MOUNTING SYSTEMS FOOTNOTES:

- (J) Must be revision #B0 for 9000 winch PN 27550 or 28500
- (V) 20'/6m Power Lead (PN 32963) or 24'/8m Power Lead (PN 32966) required for winching from rear
- (6) Front Receiver applications (does not fit diesels) '80–91 Pickup 1/2 Ton (2 & 4WD) and 3/4 Ton 2WD is PN 25862. '80–91 Pickup 3/4 Ton 4WD with leaf springs is PN 25852
- (25) Must be Revision B0 for 2001 and later models
- (*) Cannot be used with winch carrier when winch is mounted

4WD HUBS FOOTNOTES:

- B Will not fit '87-early '88 model vehicles, flange mount. (Dealer item only. See Ford parts & service)
- D Very early '90 vehicles with 23 tooth axle spline require 1989 model hubs
- E When replacing factory automatic hubs with manual hubs, you must also purchase Spindle Nut Conversion Kit #27988 for '83–89 vehicles; Conversion Kit #32720 for '90–97
- G Vehicles with full-time 4WD will require a transfer case conversion kit
- H When replacing automatic 3 hole cap screw hubs with manual hubs, you must purchase corresponding spindle nut conversion kit per application chart
- K Will not fit dual wheel application

4X FLARES FOOTNOTES:

- B Flares do not fit boxes for dual wheel axles

'92–96 F-SERIES PICKUP 1/2, 3/4, 1 TON; BRONCO (INCLUDES COMMERCIAL F-350 & SUPER DUTY), '97 F-250 HEAVY DUTY & F-350	
Trans4mer Grille Guard, Black	29757
Angled Light Bar, Black	73745
Brush Guards, Black (Non-Wrap Around)	29781
Receiver, Black only (use with Trans4mer only)	29397
Winch Carrier (PowerPlant HP & HD, Endurance 12.0, ZEON, VR12, VR10, 9.5cti, 9.5xp, XD9i, XD9, M8, VR8, M6)	29394
SST Stainless Steel Carrier Cover (for 29394 carrier)	63130
Winch Carrier (M12, M8274-50)	62027
SST Stainless Steel Carrier Cover (for 62027 carrier)	63135
Winch Carrier, Com'I Series 9 & 12	60420
Multi-Mount Winch Frame (9.5xp, XD9i, XD9, M8, VR8, M6)	26370
Multi-Mount Winch Frame (PowerPlant HP)	75330
Multi-Mount Winch Frame (ZEON 8, ZEON 10)	89990
Front Receiver	28070

'87–91 F-SERIES PICKUP 1/2, 3/4, 1 TON; BRONCO

Multi-Mount Winch Frame (9.5xp, XD9i, XD9, M8, VR8, M6)	26370
Multi-Mount Winch Frame (PowerPlant HP)	75330
Multi-Mount Winch Frame (ZEON 8, ZEON 10)	89990
Front Receiver	28070

4WD HUBS

	Year	Cautionary Footnotes	Spline Count	Standard Manual PN	Premium Manual PN	Spindle Nut Kit Std/Prem	Hub Service Kit Std	Prem
Bronco II, Ranger	'83–89	E, D	23	29070		27988	39128	
Explorer	'90–94	D, E	27	29071		32720	39128	
Ranger	'90–97	E, D	27	29071		32720	39128	
Bronco	'66–96	B, G, H	19	9790	20990	32720	11967	20825
1/2 Ton Pickup	'59–96	B, G, H	19	9790	20990	32720	11967	20825
3/4 Ton Pickup	'59–75		19	9790	20990		11967	20825
3/4 Ton Pickup, Light Duty	'77½–97	H	19	9790	20990	32720	11967	20825
3/4 Ton Pickup, Heavy Duty	'63–77	G	19		9072			7302
3/4 Ton Pickup, Crew Cab only	'76–77½		19		29063			7302
3/4 Ton Pickup, Heavy Duty	'78–97	H	30	11690	38826	32721	11714	11714
1 Ton Pickup	'78–97	H	30	11690	38826	32721	11714	11714
Super Duty (F-250/350; Excursion)	'99–04	K	30	11690	38826		11714	11714
Courier, Ranger Int'l only	'99–01		26	61572				

4X FLARES

	Year	PN
F-Series Pickup Front	'80–86	29878
F-Series Pickup Rear	'80–86	29879
F-Series Pickup Front	'87–91	26543
F-Series Pickup Rear	'87–91	26733
F-Series Pickup Front	'92–96	27808
F-Series Pickup Rear	'92–96	26733
Flare Side Front	'94–96	27808
F-250/350 Heavy-Duty Pickup Front	'97	27808
F-250/350 Heavy-Duty Pickup Rear	'97	26733
F-250/350 Super-Duty Pickup Front	'08–10	75860
F-250/350 Super-Duty Pickup Front	'99–07	37060

'80–86 F-SERIES PICKUP 1/2, 3/4, 1 TON; BRONCO

Multi-Mount Winch Frame (9.5xp, XD9i, XD9, M8, VR8, M6)	26370
Multi-Mount Winch Frame (PowerPlant HP)	75330
Multi-Mount Winch Frame (ZEON 8, ZEON 10)	89990
Front Receiver	28070

'98–03 RANGER 4WD

Trans4mer Grille Guard, Black	37133
Light Bar, Black	29169
Brush Guards, Black (Non-Wrap Around)	30146
Receiver, Black only (use with Trans4mer only)	29166
Winch Carrier (VR10, XD9i, XD9, M8, VR8, M6)	29165
Winch Carrier (9.5cti, 9.5xp)	39781

	Year	Cautionary Footnotes	Spline Count	Standard Manual PN	Premium Manual PN	Spindle Nut Kit Std/Prem	Hub Service Kit Std	Prem
Bronco II, Ranger	'83–89	E, D	23	29070		27988	39128	
Explorer	'90–94	D, E	27	29071		32720	39128	
Ranger	'90–97	E, D	27	29071		32720	39128	
Bronco	'66–96	B, G, H	19	9790	20990	32720	11967	20825
1/2 Ton Pickup	'59–96	B, G, H	19	9790	20990	32720	11967	20825
3/4 Ton Pickup	'59–75		19	9790	20990		11967	20825
3/4 Ton Pickup, Light Duty	'77½–97	H	19	9790	20990	32720	11967	20825
3/4 Ton Pickup, Heavy Duty	'63–77	G	19		9072			7302
3/4 Ton Pickup, Crew Cab only	'76–77½		19		29063			7302
3/4 Ton Pickup, Heavy Duty	'78–97	H	30	11690	38826	32721	11714	11714
1 Ton Pickup	'78–97	H	30	11690	38826	32721	11714	11714
Super Duty (F-250/350; Excursion)	'99–04	K	30	11690	38826		11714	11714
Courier, Ranger Int'l only	'99–01		26	61572				

	Year	PN
F-250/350 Super-Duty Pickup Rear	'99–10	37215
F-150 Pickup Front	'04–11	72990
F-150 Pickup Rear	'04–11	72985
F-Bronco Front	'80–86	29878
F-Bronco Rear	'80–86	29879
F-Bronco Front	'87–91	26543
F-Bronco Rear	'87–91	26733
F-Bronco Front	'92–96	27808
F-Bronco Rear	'92–96	26733
Ranger Front	'89–92	26553
Ranger Rear	'89–92	26735

LIGHT BAR

H2 Hummer. Bolts to factory grille guard.
Will accommodate up to four Warn SDB160 lights. (*)..... 68499

MULTI-MOUNT

9.5cti Multi-Mount Kit for the H2
(winch, carrier and wiring for front of vehicle) V..... 85757

WARN WINCH BUMPER FOR THE H2 HUMMER

Bumper Kit for H2 Hummer
(requires winch PN 69502, sold separately)..... 69501
Winch for WARN Bumper for H2,
special 9.5xp configuration.....69502

LIGHT BAR NOTE:
(*) Will not work with WARN Winch Bumper for the H2 Hummer

MULTI-MOUNT NOTE
V 20'/6m Power Lead (PN 32963) or 24'/8m (PN 32966)required for winching from rear

International Harvester

4WD HUBS

	Year	Cautionary Footnotes	Spline Count	Standard Manual PN	Premium Manual PN	Spindle Nut Kit Std/Prem	Hub Service Kit Std	Prem
Scout	'61–70		10		29062			7300
Scout II, Terra, Travelall	'71–80		27		9062			7300
1/2 Ton Pickup, Travelall	'68–75		19	9790	20990		11967	20825
1/2 Ton, 3/4 Ton Pickup	'56–72		19		9072			7302

4WD HUBS

	Year	Cautionary Footnotes	Spline Count	Standard Manual PN	Premium Manual PN	Spindle Nut Kit Std/Prem	Hub Service Kit Std	Prem
Trooper I	'83–86		24		61424			61692
Trooper II	'87–99		17		61385			61693
Rodeo	'91–99		17		61385			61693

Isuzu



MOUNTING SYSTEMS FOOTNOTES:

- (O) Will fit standard bumper and factory optional Jeep tube bumper
- (8) Hard Winch Cover not compatible with Grille Guard
- (9) Will not mount to Mopar accessory tube bumper
- (10) Not compatible with M8274-50 winch plate 21395
- (11) Requires winch plate 37170
- (12) Requires winch plate 13910 or 11310
- (13) Requires Rock Crawler front bumper 61856
- (14) Requires winch plate 87675
- (15) Not compatible with M8274-50 winch
- (16) For '12 models only
- (V) 20'/6m Power Lead (PN 32963) or 24'/8m Power Lead (PN 32966) required for winching from rear

MOUNTING SYSTEMS/ FRONT BUMPERS

'07-12 JEEP WRANGLER JK (INCLUDES RUBICON,UNLIMITED, UNLIMITED RUBICON, 2 DOOR/4 DOOR; 2WD/4WD)

Rock Crawler Front Bumper	
Bumper only (order mounting plate below to mount winch, fits with factory lights)	74255

Rock Crawler Stubby Front Bumper	
Bumper with grille guard tube (includes mounting plate to mount PowerPlant HP & HD, Endurance 12.0, VR12, ZEON, VR10, 9.5cti, 9.5xp, XD9i, XD9, M8, VR8, M6. Fits with factory lights)	87600

Rock Crawler Stubby Front Bumper	
Bumper without grille guard tube (includes mounting plate to mount PowerPlant HP & HD, Endurance 12.0, VR12, ZEON, VR10, 9.5cti, 9.5xp, XD9i, XD9, M8, VR8, M6. Fits with factory lights)	87650
(order mounting plate below to mount M8274-50) ⁽¹⁴⁾	

Elite Series Front Bumper	
Bumper with grille guard tube (includes mounting plate to mount PowerPlant HP & HD, Endurance 12.0, VR12, ZEON, VR10, 9.5cti, 9.5xp, XD9i, XD9, M8, VR8, M6. Fits with factory lights)	87750

Elite Series Front Bumper	
Bumper without grille guard tube (includes mounting plate to mount PowerPlant HP & HD, Endurance 12.0, VR12, ZEON, VR10, 9.5cti, 9.5xp, XD9i, XD9, M8, VR8, M6. Fits with factory lights)	87775

Mounting Plate Kit for Rock Crawler front bumper (PowerPlant HP & HD, Endurance 12.0, VR12, VR10, ZEON, 9.5cti, 9.5xp, XD9i, XD9, M8, VR8, M6)	74950
---	-------

Mounting Plate Kit for Rock Crawler front bumper (M8274-50) ...	74955
--	-------

Mounting Plate Kit for Rock Crawler Stubby front bumper without tube (M8274-50).....	87675
---	-------

Mounting Plate Kit for factory bumper (PowerPlant HP & HD, Endurance 12.0, VR12, VR10, ZEON, 9.5cti, 9.5xp, XD9i, XD9, M8, VR8, M6)	88140
--	-------

Grille Guard Tube (requires 74255 WARN Rock Crawler front bumper; not compatible with 74955, 74247, 74249 winch plates)	74256
--	-------

Blocker Beam Skid Plate (requires 74255 WARN Rock Crawler front bumper).....	74570
---	-------

'07-11 JEEP WRANGLER JK (INCLUDES RUBICON,UNLIMITED, UNLIMITED RUBICON, 2 DOOR/4 DOOR; 2WD/4WD)

Mounting Plate Kit for factory front bumper (PowerPlant HP & HD, Endurance 12.0, VR12, VR10, ZEON, 9.5cti, 9.5xp, XD9i, XD9, M8, VR8, M6)	74247
--	-------

Mounting Plate Kit for factory front bumper (M8274-50)	74249
---	-------

'97-06 WRANGLER TJ

Rock Crawler Stubby Front Bumper	
Bumper without grille guard tubes (includes mounting plate to mount PowerPlant HP & HD, Endurance 12.0, VR12, ZEON, VR10, 9.5cti, 9.5xp, XD9i, XD9, M8, VR8, M6) ⁽¹⁵⁾	87700

Rock Crawler Front Bumper	
Bumper only (order mounting plate below to mount winch)	61853

Mounting Plate Kit for factory bumper or WARN Rock Crawler Bumper (PowerPlant HP & HD, Endurance 12.0, VR12, VR10, ZEON, 9.5cti, 9.5xp, XD9i, XD9, M8, VR8, M6) ^(O)	37170
(M8274-50) ⁽⁹⁾	38671

Grille Guard Tube	
For factory front bumper ^{(8),(11)}	37171
For WARN Rock Crawler Bumper ^{(8),(11)}	61855

'87-96 WRANGLER YJ; '91 RENEGADE

Rock Crawler Front Bumper	
Bumper only (order mounting plate below to mount winch)	61856

Mounting Plate Kit for factory bumper or WARN Rock Crawler Bumper (PowerPlant HP & HD, Endurance 12.0, VR12, VR10, 9.5cti, 9.5xp, XD9i, XD9, M8, VR8, M6)	21390
(M8274-50)	21395

Grille Guard Tube	
For WARN Rock Crawler Bumper ^{(10), (13)}	61858

'76-86 CJ, SCRAMBLER

Rock Crawler Front Bumper	
Bumper only (order mounting plate below to mount winch)	61859

Mounting Plate Kit for factory bumper or WARN Rock Crawler bumper (PowerPlant HP & HD, Endurance 12.0, VR12, VR10, ZEON, 9.5cti, 9.5xp, XD9i, XD9, M8, VR8, M6).....	13910
(M8274-50)	11310

Grille Guard Tube	
For WARN Rock Crawler Bumper ⁽¹²⁾	61861

'99-02 GRAND CHEROKEE

Multi-Mount Winch Frame (M6000) ^(V)	26370
Front Receiver (rated for use with the M6000 and M6000 SDP only)	61768

'97-01 CHEROKEE (WILL NOT FIT GRAND CHEROKEE, WILL NOT WORK WITH FACTORY TOW HOOKS)

Trans4mer Grille Guard, Black	39637
Brush Guards, Black (Non-Wrap Around)	39563
Winch Carrier (VR12, VR10, XD9i, XD9, M8, VR8, M6, ZEON)	29394
SST Stainless Steel Carrier Cover (for 29394 carrier)	63130
Receiver, Black only (use with Trans4mer only)	29397

XJ Front Bumper & Winch Mount (with grille guard tubes) (Endurance 12.0, VR12, VR10, 9.5cti, 9.5xp, XD9i, XD9, M8, VR8, M6, ZEON)	64535
Bumper Extension kit (required for above bumper).....	65852

XJ Front Bumper & Winch Mount (without grille guard tubes) (PowerPlant HP & HD, Endurance 12.0, VR12, VR10, 9.5cti, 9.5xp, ZEON, XD9i, XD9, M8, VR8, M6)	64737
Bumper Extension kit (required for above bumper).....	65852

'84-96 WAGONEER, CHEROKEE, COMMANCHE (DOWN SIZE)

Trans4mer Grille Guard, Black	60766
Brush Guards, Black (Non-Wrap Around)	39563
Receiver, Black only (use with Trans4mer only)	29397
Winch Carrier (PowerPlant HP & HD, Endurance 12.0, ZEON, VR12, VR10, 9.5cti, 9.5xp, XD9i, XD9, M8, VR8, M6).....	29394
SST Stainless Steel Carrier Cover (for 29394 carrier)	63130

XJ Front Bumper & Winch Mount (with grille guard tubes) (Endurance 12.0, VR12, VR10, ZEON, 9.5cti, 9.5xp, XD9i, XD9, M8, VR8, M6)	64535
---	-------

XJ Front Bumper & Winch Mount (without grille guard tubes) (PowerPlant HP & HD, Endurance 12.0, VR12, VR10, ZEON, 9.5cti, 9.5xp, XD9i, XD9, M8, VR8, M6)	64737
---	-------

ROCK CRAWLER REAR BUMPERS

'07-12 JEEP WRANGLER JK (INCLUDES RUBICON,UNLIMITED, UNLIMITED RUBICON, 2 DOOR/4 DOOR; 2WD/4WD)

Elite Series Rear Bumper —designed to accept tire carrier (sold separately)	89525
Tire Carrier (for use with PN 89525).....	89800
Rear Bumper —designed to accept tire carrier (sold separately).....	74300
Tire Carrier (for use with PN 74300).....	74299

'97-06 TJ WRANGLER (INCLUDES RUBICON AND UNLIMITED)

Rear Bumper —will not accept tire carrier	61854
Rear Bumper —designed to accept tire carrier (sold separately)	65508
Tire carrier (for use with PN 65508)	64337

'87-96 YJ WRANGLER

Rear Bumper —will not accept tire carrier	61857
Rear Bumper —designed to accept tire carrier (sold separately)	65509
Tire carrier (for use with PN 65509)	64337

4X FLARES

	Year	Width	PN
Jeep CJ	'72-86	3½"	30754
Jeep YJ Wrangler	'87-96	7"	30203
Jeep TJ Wrangler.....	'97-06	7"	34699

Note: sold in complete sets of four.

ROCK CRAWLER FOOTNOTES:

- (30) Some vehicles may require additional spacers to fit bumper. Contact Warn Customer Service if needed.

'76-86 CJ7, CJ8

Rear Bumper —will not accept tire carrier	61860
Rear Bumper —designed to accept tire carrier (sold separately) ⁽³⁰⁾	62947
Tire carrier (for use with PN 62947)	63253

'84-96 XJ CHEROKEE

Rear Bumper —will not accept tire carrier	65801
Rear Bumper —designed to accept tire carrier (sold separately)	65800
Tire carrier (for use with PN 65800)	66355

'97-01 XJ CHEROKEE

Rear Bumper —will not accept tire carrier	69251
Rear Bumper —designed to accept tire carrier (sold separately)	69250
Tire carrier (for use with PN 69250)	66355

JEEP BODY ARMOR

	Year / Model	PN
Rock Sliders	'07-12 JK - 2 Door.....	74580
Rock Sliders	'07-12 JK - 4 Door.....	74575
Rock Sliders	'04-06 TJ Unlimited.....	69875
Rock Sliders	'03-06 TJ	71500
Rock Sliders	'97-02 TJ	63002
Rock Sliders	'87-96 YJ	63003
Rock Sliders	'76-86 CJ7.....	63004
Rock Sliders	'84-01 XJ	67930
Oil Pan Skid Plate ^A	'97-03 TJ (4-cylinder)	65152
Oil Pan Skid Plate ^A	'97-03 TJ (6-cylinder)	65020
Fuel Tank Skid Plate.....	'97-06 TJ	67820
Fuel Tank Skid Plate.....	'87-96 YJ	66550
Steering Box Skid Plate.....	'97-06 TJ	64250
Steering Box Skid Plate.....	'87-96 YJ	64650
Transfer Case Skid Plate ^B	'84-01 XJ	68930

	Year / Model	PN
Differential Skid Plate (Black).....	Dana 30	65443
Differential Skid Plate (Black)	Dana 35	65445
Differential Skid Plate (Black)	Dana 44	65447
Differential Skid Plate (Black)	Dana 60	65459
Differential Skid Plate (Black)	Ford 8.8.....	65637

JEEP BODY ARMOR FOOTNOTE:

- A Excludes Rubicon model
- B Fits vehicles equipped with NP231 transfer case only.



Jeep

JEEP HUBS FOOTNOTES:
A Very early vehicles may require that the threaded axle end be cut off
F Will not fit vehicles with factory optional chrome wheels
G Vehicles with full-time 4WD will require a transfer case conversion kit

4WD HUBS	Year	Cautionary Footnotes	Spline Count	Standard Manual PN	Premium Manual PN	Spindle Nut Kit Std/Prem	Hub Service Kit Std	Prem
CJ, Universal, M38A1, Willys	'71 & Prior	A	10		29062			7300
CJ, Universal (6 bolt)	'72–80	G	27		9062			7300
CJ, Universal Scrambler (5 bolt)	'81–86	F	27	28751				
Jeepster C101 Commando	'66–71		10		29062			7300
Jeepster C104	'72–73		27		9062			7300
Gladiator, Wagoneer, Pickup	'73 & Prior		10		29062			7300
Full size Wagoneer, Cherokee, J-10 Pickup, Commander	'74–91	G	19	9790	20990		11967	20825
J-20 Pickup (heavy axle)	'72–76		19		9072			7302
J-20 Pickup	'77–87		19	9790	20990		11967	20825
J4800 Pickup, Camper Spl	'69–74		10		6094			7302
Jeep Station Wagon, Pickup	'65 & Prior		10		29062			7300

Kia

4WD HUBS	Year	Cautionary Footnotes	Spline Count	Standard Manual PN	Premium Manual PN	Spindle Nut Kit Std/Prem	Hub Service Kit Std	Prem
Sportage, Retona	'95–02		26	60247				
Sportage, Retona	'95–02		26					Automatic Locking Hubs 61918

Land Rover

FRONT WINCH BUMPER

WARN Winch Bumper for the Defender 90/110, air conditioned and non air conditioned models. Winch sold separately.
(Fits: 9.5cti, 9.5xp, XD9i, XD9, M8, M6).....PN 69465

Mazda

4WD HUBS FOOTNOTES:
E When replacing factory automatic hubs with manual hubs, you must also purchase Spindle Nut Conversion Kit #27988 for '83–89 vehicles; Conversion Kit #32720 for '90–97

4WD HUBS	Year	Cautionary Footnotes	Spline Count	Standard Manual PN	Premium Manual PN	Spindle Nut Kit Std/Prem	Hub Service Kit Std	Prem
Pickup	'94–97	E	27	29071		32720	39128	
Navajo	'90–94	E	27	29071		32720	39128	
B Series, Fighter, Int'l only	'99–01		26	61572				

Nissan

4X FLARES

	Year	PN
4WD Pickup Front	'86½–97	26568
4WD Pickup Rear	'86½–97	26738

4WD HUBS

	Year	Cautionary Footnotes	Spline Count	Standard Manual PN	Premium Manual PN	Spindle Nut Kit Std/Prem	Hub Service Kit Std	Prem
Pickup	'84–86½	I	26		29087			29061
Pickup, Pathfinder	'86½–89	I	27		28739			29061
Pickup, 4 cylinder	'90–93	I	27		28739			29061
Pickup (incl. Frontier), 4 cyl	'94–01	I	28		29091			29061
Pickup (incl. Frontier), Pathfinder, 6 cyl	'90–01	I	28		29091			29061
Xterra	'00	I	28		29091			29061

4WD HUBS FOOTNOTES:
I Hub Set includes Stud Kit (PN 38003)

Suzuki

4WD HUBS

	Year	Cautionary Footnotes	Spline Count	Standard Manual PN	Premium Manual PN	Spindle Nut Kit Std/Prem	Hub Service Kit Std	Prem
Samurai, Sierra	'82–01	J	26		34581			7309
Sidekick, X-90, Vitara, Escudo	'89–01	J	26	39198	34581			7309

4WD HUBS FOOTNOTES:
J Not for front axle disconnect systems

Toyota

MOUNTING SYSTEMS AND BUMPERS

'10–11 FJ CRUISER

Front Off-Road Winch Bumper (accepts PowerPlant HP & HD, Endurance 12.0, VR12, VR10, ZEON, 9.5cti, 9.5xp, XD9i, XD9, M8, VR8, M6)	85740
Rear Off-Road Bumper	73961

'06–09 FJ CRUISER

Front Off-Road Winch Bumper (accepts PowerPlant HP & HD, Endurance 12.0, VR12, VR10, ZEON, 9.5cti, 9.5xp, XD9i, XD9, M8, VR8, M6)	73040
Rear Off-Road Bumper	73961

'07–11 TUNDRA 2WD & 4WD

Trans4mer Grille Guard, Black	76380
Angled Light Bar, Black	73745
Brush Guards, Black (Two-Bar Wrap Around)	76378
Trans4mer Grille Guard, Stainless	76381
Angled Light Bar, Stainless	73753
Brush Guards, Stainless (Two-Bar Wrap Around)	76379
Receiver, Black only (use with Trans4mer only)	29397
Winch Carrier (PowerPlant HP & HD, Endurance 12.0, VR12, ZEON, VR10, 9.5cti, 9.5xp, XD9i, XD9, M8, VR8, M6)	29394
SST Stainless Steel Carrier Cover (for 29394 carrier)	63130

'03–06 TUNDRA 2WD & 4WD

Trans4mer Grille Guard, Black ⁽³¹⁾	68505
Angled Light Bar, Black	73745
Brush Guards, Black (Two-Bar Wrap Around) ^Z	68550
Receiver, Black only (use with Trans4mer only)	29397
Winch Carrier (PowerPlant HP & HD, Endurance 12.0, VR12, ZEON, VR10, 9.5cti, 9.5xp, XD9i, XD9, M8, VR8, M6)	29394
SST Stainless Steel Carrier Cover (for 29394 carrier)	63130

'00–02 TUNDRA 2WD & 4WD

Trans4mer Grille Guard, Black	60097
Angled Light Bar, Black	73745
Brush Guards, Black (Two-Bar Wrap Around)	39900
Receiver, Black only (use with Trans4mer only)	29397
Winch Carrier (PowerPlant HP & HD, Endurance 12.0, VR12, ZEON, VR10, 9.5cti, 9.5xp, XD9i, XD9, M8, VR8, M6)	29394

SST Stainless Steel Carrier Cover (for 29394 carrier)	63130
---	-------

Multi-Mount Winch Frame (9.5xp, XD9i, XD9, M8, VR8, M6) ^V	26370
Multi-Mount Winch Frame (for PowerPlant HP only) ^V	75330
Multi-Mount Winch Frame (ZEON 8, ZEON 10)	89990
Front Receiver	60760

'12 TACOMA 4WD PICKUP

Trans4mer Grille Guard, Black	71250
Angled Light Bar, Black	73745
Brush Guards, Black (Two-Bar Wrap Around)	89734
Receiver, Black only (use with Trans4mer only) ^G	29397
Winch Carrier (PowerPlant HP & HD, Endurance 12.0, VR12, ZEON, VR10, 9.5cti, 9.5xp, XD9i, XD9, M8, VR8, M6)	89125
SST Stainless Steel Carrier Cover (for 29394 carrier)	63130

'05–11 TACOMA 4WD PICKUP

Trans4mer Grille Guard, Black	71250
Angled Light Bar, Black	73745
Brush Guards, Black (Two-Bar Wrap Around)	71754
Receiver, Black only (use with Trans4mer only) ^G	29397
Winch Carrier (PowerPlant HP & HD, Endurance 12.0, VR12, ZEON, VR10, 9.5cti, 9.5xp, XD9i, XD9, M8, VR8, M6)	29394
SST Stainless Steel Carrier Cover (for 29394 carrier)	63130

'01–04 TACOMA 4WD PICKUP

Trans4mer Grille Guard, Black	63065
Angled Light Bar, Black	73745
Brush Guards, Black (Two-Bar Wrap Around)	63062
Receiver, Black only (use with Trans4mer only) ^G	29397
Winch Carrier (PowerPlant HP & HD, Endurance 12.0, VR12, ZEON, VR10, 9.5cti, 9.5xp, XD9i, XD9, M8, VR8, M6)	29394
SST Stainless Steel Carrier Cover (for 29394 carrier)	63130

'01–04 TACOMA 4WD PICKUP (CONTINUED)

Multi-Mount Winch Frame (9.5xp, XD9i, XD9, M8, VR8, M6) ^V	26370
Multi-Mount Winch Frame (for PowerPlant HP only) ^V	75330
Multi-Mount Winch Frame (ZEON 8, ZEON 10)	89990
Front Receiver	63058

MOUNTING SYSTEMS FOOTNOTES:
(G) For Tacoma, 29397 must be revision #DØ (or later)
(V) 20'/6m Power Lead (PN 32963) or 24'/8m Power Lead (PN 32966) required for winching from rear
(Z) Brush guard not compatible with crew cab models
(31) Must be revision #BØ for Double Cab



Toyota

MOUNTING SYSTEMS
FOOTNOTES:

(G) For Tacoma, 29397 must be revision #DØ (or later)

(V) 20'/6m Power Lead (PN 32963) or 24'/8m Power Lead (PN 32966) required for winching from rear

(11) Must be revision #BØ

MOUNTING SYSTEMS (CONTINUED)

'98-00 TACOMA 4WD PICKUP, '98-00 PRERUNNER	
Trans4mer Grille Guard, Black	37172
Angled Light Bar, Black	73745
Brush Guards, Black (Non-Wrap Around)	37195
Receiver, Black only (use with Trans4mer only) ^G	29397
Winch Carrier (PowerPlant HP & HD, Endurance 12.0, VR12, ZEON, VR10, 9.5cti, 9.5xp, XD9i, XD9, M8, VR8, M6)	29394
SST Stainless Steel Carrier Cover (for 29394 carrier)	63130
Multi-Mount Winch Frame (9.5xp, XD9i, XD9, M8, VR8, M6) ^V	26370
Multi-Mount Winch Frame (for PowerPlant HP only) ^V	75330
Multi-Mount Winch Frame (ZEON 8, ZEON 10)	89990
Front Receiver ⁽¹¹⁾	33025

'95-97 TACOMA 4WD PICKUP	
Trans4mer Grille Guard, Black	32522
Angled Light Bar, Black	73745
Brush Guards, Black (Non-Wrap Around)	32525
Receiver, Black only (use with Trans4mer only) ^G	29397
Winch Carrier (PowerPlant HP & HD, Endurance 12.0, VR12, ZEON, VR10, 9.5cti, 9.5xp, XD9i, XD9, M8, VR8, M6)	29394
SST Stainless Steel Carrier Cover (for 29394 carrier)	63130
Multi-Mount Winch Frame (9.5xp, XD9i, XD9, M8, VR8, M6) ^V	26370
Multi-Mount Winch Frame (for PowerPlant HP only) ^V	75330
Multi-Mount Winch Frame (ZEON 8, ZEON 10)	89990
Front Receiver	33025

'93-98 T-100 4WD PICKUP	
Trans4mer Grille Guard, Black	29400
Angled Light Bar, Black	73745
Receiver, Black only (use with Trans4mer only)	29397
Winch Carrier (PowerPlant HP & HD, Endurance 12.0, VR12, ZEON, VR10, 9.5cti, 9.5xp, XD9i, XD9, M8, VR8, M6)	29394
SST Stainless Steel Carrier Cover (for 29394 carrier)	63130

'92-95 4WD PICKUP, HILUX (EXCLUDES TACOMA)	
Rock Crawler Front Bumper (9.5cti, 9.5xp, XD9i, XD9, M8, VR8, M6)	68450
Grille Guard Tube (for bumper PN 68450)	68451
Rock Crawler Rear Bumper	68490

Multi-Mount Winch Frame (9.5xp, XD9i, XD9, M8, VR8, M6) ^V	26370
Multi-Mount Winch Frame (for PowerPlant HP only)	75330
Multi-Mount Winch Frame (ZEON 8, ZEON 10)	89990
Front Receiver	25873

'89-91 4WD PICKUP, HILUX	
Rock Crawler Front Bumper (9.5cti, 9.5xp, XD9i, XD9, M8, VR8, M6)	68450
Grille Guard Tube (for bumper PN 68450)	68451

Rock Crawler Rear Bumper	68490
--------------------------------	-------

'86-89 4-RUNNER; '86-88 4WD PICKUP, HILUX	
Multi-Mount Winch Frame (9.5xp, XD9i, XD9, M8, VR8, M6) ^V	26370
Multi-Mount Winch Frame (for PowerPlant HP only) ^V	75330
Multi-Mount Winch Frame (ZEON 8, ZEON 10)	89990
Frame Front Receiver	25873

4WD HUBS	Year	Cautionary Footnotes	Spline Count	Standard Manual PN	Premium Manual PN	Spindle Nut Kit Std/Prem	Hub Service Kit Std	Prem
Pickup, Hilux, 4-Runner, with ADD	'86-95	^C	26		28761	29918		7309
Landcruiser	'63-75		6		28781			7309
Landcruiser	'76-87	^C	30		28771	29918		7309
Pickup, Hilux, 4-Runner	'76-85	^C	30		28771	29918		7309
T100	'93-99	^C	26		28761	29918		7309
T100, W/ADD	'93-99		26		28761	29918		7309
Van, Previa	'86-92	^C	26		28761	29918		7309
Tacoma (w/factory man.hubs)	'95-01		26		60459			7309
Hilux Int'l with Torsion bar susp.....	'98-01	^C			28761	29918		7309

4X FLARES	Year	PN
4WD Pickup Front	'84-88	29872
4WD Pickup Rear	'84-88	29873
4WD Pickup Front	'89-94	26563
4WD Pickup Rear	'89-94	26737
Tacoma, 4x4, Front	'95-02	32950
Tacoma, 4x4, Rear	'95-02	32951
Dual Cab Hilux Front	'89-95	26563
Dual Cab Hilux Front	'98-00	39030
Dual Cab Hilux Rear	'98-00	39015

4WD HUBS
FOOTNOTES:

^C When replacing factory automatic hubs with manual hubs, you must also purchase Spindle Nut Conversion Kit #29918 (except for ADD)

JOHNSON VALLEY—CA. Those dust plumes you see? They're off road vehicles competing in King of the Hammers. And Warn Industries is well represented.

POWERSPORTS PRODUCT APPLICATIONS
BY VEHICLE MAKE AND MODEL

Application listing is current as of September 2012. Warn Industries is constantly developing new applications. If you can't find your vehicle listed here, call WARN customer service for the latest applications. In North America call 1-800-543-9276. Customers outside of North America can call 1-503-722-3008. Or check our web site: www.warn.com

CONTENTS:

Arctic Cat	132,138	Kymco	134
Can-Am/BRP	133, 138	Polaris	135, 136, 139
Honda	133, 138	Suzuki	136, 140
Kawasaki	134, 139	Yamaha	137, 140
Kubota	134	Adventure Touring	141

FOOTNOTES:
U. Fits RT/XT 15 series winches only
AA. Factory installed winch
AC. Factory installed mount
AQ. Compatible with 78100 (ProVantage) and 62100 (Standard) plow bases
AR. Compatible with appropriate 92100 (ATV) or 79805 (Side X Side) plow bases
AS. Not compatible with 2.5ci or A2000 winches

Winch and Plow Mounting Kits

APPLICATION	YEAR	WINCH MOUNTING KIT	CENTER PLOW MOUNTING KITS ^{AQ}	FRONT PLOW MOUNTING KITS ^{AR,AS}
250 2X4	99-01	.60927		
250 4X4	2001	.60927		
250 2X4, 4X4	02-05	.62840		
250 2X4	06-13	.Note ^{AC,U}		
300 2X4, 4X4	98-01	.60927		
300 2X4	02-03	.62840		
300 2X4, 4X4	02-05	.62840		
300 2X4	2010	.Note ^{AC}		
350 4X4	08-12	.Note ^{AC}	.85260	
366 4X4 Automatic	08-12	.Note ^{AC}	.85260	
375 Automatic 2X4, 4X4	2002	.62840	.63294	.84354
400 2X4, 4X4	98-01	.60927	.37853	
400 4X4	2002	.62840	.63294	
400i 2X4, 4X4	2002	.62840	.63294	.84354
400 2X4 (Automatic)	03-04	.62840	.63294	.84354
400 4X4 (Automatic) (ACT) (VP)	03-08	.62840	.63294	.84354
400 Automatic TBX 4X4	2004	.62840	.63294	.84354
400 Automatic LE 4X4	05-07	.Note ^{AA}	.63294	.84354
400 Automatic TBX 4X4	05-06	.Note ^{AC}	.63294	.84354
400 Automatic TRV 4X4	2006	.Note ^{AC}		
400 Automatic TRV 4X4	07-09	.Note ^{AC}	.63294	.84354
400 HI TRV 4X4	2010	.Note ^{AC}		
400 Automatic VP 4X4	06-12	.Note ^{AC}	.63294	.84354
400 4X4	2013	.Note ^{AC}	.85260	
425 4X4	08-12	.Note ^{AC}	.85260	
450 4X4	2013	.Note ^{AC}	.85260	
500 4X4	98-01	.35048	.37853	
500 Automatic 4X4	00-01	.35048	.60940	
500i Automatic 4X4	2002	.62840	.63294	.84354
500 4X4, Automatic (TBX) 4X4	02-04	.62840	.63294	.84354
500 (Automatic) (M4) (TBX) 4X4	05-09	.Note ^{AC}	.63294	.84354
500 Automatic TRV 4X4	04-08	.62840	.63294	.84354
500 HI EFI 4X4	2009	.Note ^{AC}	.63294	.84354
550 LTD 4X4, 550 S 4X4, 550 (Cruiser) TRV (GT) 4X4	09-11	.Note ^{AC}	.63294	.84354
650 4X4	2004	.62840	.63294	.84354
650 TBX HI LE TRV 4X4	05-11	.Note ^{AA}	.63294	.84354
700 (EFI) (M4) (LE) (H1) (TRV) (Diesel) (SE) 4X4	07-11	.Note ^{AC}	.63294	.84354
700 HI TBX 4X4	2010	.Note ^{AC}		
700 HI (Cruiser) TRV (GT) 4X4	10-11	.Note ^{AC}	.63294	.84354
700 (TBX) LTD 4X4, 700 S 4X4, 700 Super Duty Diesel 4X4	2011		.63294	.84354
1000 H2 TRV 4X4	09-10	.Note ^{AC}	.63294	.84354
1000 H2 Cruiser TRV 4X4	2010	.Note ^{AA}	.63294	.84354
Bear Cat 454 4X4	96-98	.35048	.37853	
MudPro 650 HI 4X4	2010	.Note ^{AC}		
MudPro 700 HI EFI 4X4	09-10	.Note ^{AA}	.63294	
Mud Pro 700 4X4	2011		.63294	.84354
MudPro 1000 H2 EFI 4X4	2010	.Note ^{AA}		
Mud Pro 1000 4X4	2011		.63294	
Super Duty Diesel 4X4	2010	.Note ^{AC}		
Thundercat 1000 H2 (LE) 4X4	08-10	.Note ^{AC}	.80582	.84354
TRV 1000 Cruiser 4X4	2011		.63294	.84354
Prowler 550 XT 4X4	09-12	.Note ^{AC}		
Prowler 650 HI XT 4X4	08-09	.Note ^{AC}		.83875
Prowler 650 HI XT 4X4	06-07	.Note ^{AA}		
Prowler 700 (XT) (XTX) (LE) 4X4	09-12	.Note ^{AC}		.83875
Prowler 1000 XTZ 4X4	09-12	.Note ^{AC}		
Wildcat 1000i	2012	.89050		

FOOTNOTES:
AA. Factory installed winch
AN. Fits RT/XT 25/30, PV25-35, V20-30 series winches only
AQ. Compatible with 78100 (ProVantage) and 62100 (Standard) plow bases
AR. Compatible with appropriate 92100 (ATV) or 79805 (Side X Side) plow bases
AS. Not compatible with 2.5ci or A2000 winches

Winch and Plow Mounting Kits

APPLICATION	YEAR	WINCH MOUNTING KIT	CENTER PLOW MOUNTING KITS ^{AQ}	FRONT PLOW MOUNTING KITS ^{AR,AS}
Outlander 330 (MAX) 2X4, 4X4	03-05	.66288	.67945	
Outlander 400 2X4 4X4 (XT)	03-04	.66288	.67945	
Outlander 400 4X4 MAX	03-mid 06	.66288	.67945	
Outlander 400 XT 4X4, MAX XT	05-mid 06	.Note ^{AA}	.67945	
Outlander 400 4X4 MAX	mid 06-late 06	.66288	.72504	.79234
Outlander 400 4X4, (MAX) (XT) 4X4	07-12	.71881	.72504	.79234
Outlander 500 4X4 MAX	07-08	.71881	.72504	.79234
Outlander 500 4X4 MAX XT (LTD)	07-12	.Note ^{AA}	.72504	.79234
Outlander 650 XT 4X4, MAX XT 4X4	06-07	.71881	.72504	.79234
Outlander 650 4X4 (R) (MAX) (MR) (DPS) (LTD)	06-12	.71881	.72504	.79234
Outlander 650 MAX XT (XT-P) 4X4	08-12	.Note ^{AA}	.72504	.79234
Outlander 800 4X4, MAX 4X4	06-08	.71881	.72504	.79234
Outlander 800 4X4 (R) (MAX) (MR) (DPS) (LTD)	06-11	.71881	.72504	.79234
Outlander 800 MAX XT (XT-P) 4X4	08-11	.Note ^{AA}	.72504	.79234
Outlander 800 4X4 (R) (MAX) (XT) (X) (XT-P) (MR)	2012		.89613	
Outlander 1000 4X4 (R) (MAX) (XT) (X) (XT-P) (MR)	2012		.89613	
Renegade 800 4X4 (R) (MAX) (XT) (X) (XT-P) (MR)	2012	.89535	.89613	
Renegade 1000 4X4 (R) (MAX) (XT) (X) (XT-P) (MR)	2012	.89535	.89613	
Quest 500 4X4 (XL)	01-04	.65563 ^{AN}	.65179	
Quest 650 4X4 (MAX) (XL)	01-04	.65563 ^{AN}	.65179	
Traxter 2X4	01-03	.65563 ^{AN}	.65179	
Traxter 4X4	99-04	.65563 ^{AN}	.65179	
Traxter 500 4X4 Automatic (CVT) (XT)	2005	.65563 ^{AN}	.65179	
Traxter 650 Automatic CVT 4X4	2005	.65563 ^{AN}	.65179	
Traxter 650 4X4 Automatic CVT XT	2005	.Note ^{AA}	.65179	
Traxter MAX 4X4	03-04	.65563 ^{AN}	.65179	
Traxter MAX 500 Automatic 4X4	2005	.65563 ^{AN}	.65179	
Traxter MAX 500 Automatic XT 4X4	2005	.Note ^{AA}	.65179	
Traxter MAX 650 Automatic CVT 4X4	2005	.65563 ^{AN}	.65179	
Traxter MAX 650 Automatic CVT XT 4X4	2005	.Note ^{AA}	.65179	
Traxter (XL) (XT) 4X4	01-04	.65563 ^{AN}	.65179	
Traxter XL 500 4X4	2005	.65563 ^{AN}	.65179	
Commander 800 (R) (XT)	2011	.85810		.85690
Commander 1000 (X) (XT)	2011	.85810		.85690

Winch and Plow Mounting Kits

APPLICATION	YEAR	WINCH MOUNTING KIT	CENTER PLOW MOUNTING KITS ^{AQ}	FRONT PLOW MOUNTING KITS ^{AR,AS}
300 (TRX300FW) 4X4	90-92	.28878		
300 (TRX300FW) 4X4	93-00	.37850		
Foreman (TRX400FW) 4X4	95-03	.60174	.37851	
Foreman TRX450 4X4 (S) (ES) (FM) (FE)	98-04	.60174	.37852	
Foreman TRX500 (TM) (FE) 2X4 4X4	05-06	.70830	.70583	
Foreman TRX500TM 2X4	07-11	.84705	.70583	
Foreman TRX500 (FM) (FPM) (ES) (FE) (FPE) 4X4	07-11	.84705	.70583	.80554
Foreman TRX500 (FE) (FM) (FPE) (FPM) 4x4	2012	.87180	.87686	.87190
Rancher TRX350 (TM) (ES) (TE) 2X4	00-06	.68852		
Rancher TRX350 (FM) (ES) (FE) 4X4	00-06	.68852	.63290	
Rancher TRX420 (TM) (ES) (TE) 2X4	07-12	.84704 ^{AN}	.87686	
Rancher TRX420 (FM) (ES) (FE) (FPE) (FPM) 4X4	07-12	.84704 ^{AN}	.87686	.80031
Rancher AT TRX400 (FA) (FG) (FGA) (GPScape) 4X4	04-07	.68852	.63290	
Rancher AT (TRX420FA), AT EPS (TRX420FPA)	09-12	.84704 ^{AN}	.87686	.80031
Rincon (TRX650FA) 4X4, (TRX680FA) 4X4	03-06	.84706	.65070	.79673
Rincon GPScape TRX680 (FGA)(FA) 4X4	07-12	.84706	.65070	.79673
Rubicon (TRX500FA) 4X4	00-04	.84706	.61611	
Rubicon TRX500 (FA) (FG) 4x4	05-06	.70830	.70583	
Rubicon GPScape TRX500FGA 4X4	07-09	.84705	.70583	.80554
Rubicon TRX500 (FA) (FG) (FPA) 4x4	07-12	.84705	.70583	.80554
Big Red (MUV700)	08-11	.83405		.80913

FOOTNOTES:
AN. Fits RT/XT 25/30, PV25-35, V20-30 series winches only
AQ. Compatible with 78100 (ProVantage) and 62100 (Standard) plow bases
AR. Compatible with appropriate 92100 (ATV) or 79805 (Side X Side) plow bases
AS. Not compatible with 2.5ci or A2000 winches



Kawasaki

FOOTNOTES:

- H. Not compatible with WARN bumper
- M. May not fit 3.0, 25 & 30 RT/XT, PV25-35, V2-3 series winches. Mount modification may be required
- AI. Must be revision A2 for "I" series model
- AJ. Fits 4000-4500 series winches only
- AK. Does not fit trans 4x4 diesel
- AN. Fits RT/XT 25/30, PV25-35, V20-30 series winches only
- AQ. Compatible with 78100 (ProVantage) and 62100 (Standard) plow bases
- AR. Compatible with appropriate 92100 (ATV) or 79805 (Side X Side) plow bases
- AS. Not compatible with 2.5ci or A2000 winches
- AU. Must use appropriate ATV blade and base/ tube assembly
- AX. When using in conjunction with Front Plow Mount, must use RT/XT 40, PV45, or V40 winch
- AV. Not compatible with body armor

Kubota

FOOTNOTES:

- AQ. Compatible with 78100 (ProVantage) and 62100 (Standard) plow bases
- AR. Compatible with appropriate 92100 (ATV) or 79805 (Side X Side) plow bases
- AS. Not compatible with 2.5ci or A2000 winches
- AU. Must use appropriate ATV blade and base/ tube assembly

Kymco

FOOTNOTES:

- T. Factory mount fits RT/XT 25/30, PV 25-35 series winches only
- AN. Fits RT/XT 25/30, PV25-35, V20-30 series winches only
- AQ. Compatible with 78100 (ProVantage) and 62100 (Standard) plow bases
- AR. Compatible with appropriate 92100 (ATV) or 79805 (Side X Side) plow bases
- AS. Not compatible with 2.5ci or A2000 winches

Winch and Plow Mounting Kits

APPLICATION	YEAR	WINCH MOUNTING KIT	CENTER PLOW MOUNTING KITS ^{AQ}	FRONT PLOW MOUNTING KITS ^{AR,AS}
Bayou 300 4X4.....	89-02	28880 ^M	37847.....	
Bayou 400 4X4.....	93-99		37848.....	
Brute Force 650 4X4.....	05-12	70825.....	62686.....	81922.....
Brute Force 650 4X4i.....	05-12	70825 ^{AI}	70558AO.....	82530 ^{AV}
Brute Force 750 4X4i.....	05-07	70207.....	70558.....	82530 ^{AV}
Brute Force 750 (EPS) 4X4i.....	08-12	70207.....	70558AO.....	80360.....
Prairie 300 2X4 4X4.....	99-02	39308.....	37838.....	
Prairie 360 2X4, 4X4.....	02-11	63801.....	62686.....	80556.....
Prairie 400 2X4.....	97-02		37838.....	
Prairie 400 4X4.....	97-98		37838.....	
Prairie 400 4X4.....	99-02	39555.....	37838.....	
Prairie 650 Twin 4X4.....	01-03		62686.....	
Prairie 700 4X4.....	04-06		62686.....	
Mule 600 2X4, 610 4X4.....	08-11	84155 ^{AN}		84090 ^{AU}
Mule 610 4X4.....	05-07	84155 ^{AN}		
Mule 610 (XC) 4X4.....	08-11	84155 ^{AN}		84090 ^{AU}
Mule 2500 4X4.....	00-02	60974.....		
Mule 3000 2X4.....	02-09	74186 ^{AJ, AK}		
Mule 3010 4X4.....	02-09	74186 ^{AJ, AK}		
Mule 4000 2X4.....	2010.....	80586.....		
Mule 4010 Diesel 4X4, Diesel Trans 4X4.....	09-12	80586.....		83503.....
Teryx 750 (FI) (LE) (Camo) (Sport) (SGE).....	08-09			79925.....
Teryx 750 (FI) (LE) (Camo) (Sport) (SGE).....	10-12	83870 ^{AX}		79925.....
Teryx4 750 (EPS) (LE) (Camo).....	2012.....	88449 ^H		88330.....

Winch and Plow Mounting Kits

APPLICATION	YEAR	WINCH MOUNTING KIT	CENTER PLOW MOUNTING KITS ^{AQ}	FRONT PLOW MOUNTING KITS ^{AR,AS}
RTV500 4X4.....	09-11	82001.....		83650 ^{AU}
RTV 900 4X4.....	05-11	70555.....		
RTV 1100 4X4.....	06-11	79900.....		
RTV 1140 (CPX) 4X4.....	09-11	84034.....		

Winch and Plow Mounting Kits

APPLICATION	YEAR	WINCH MOUNTING KIT	CENTER PLOW MOUNTING KITS ^{AQ}	FRONT PLOW MOUNTING KITS ^{AR,AS}
MXU 375 IRS 4X4.....	09-10		84820.....	84804 ^{AN}
MXU 250, 300, 350 4X4.....	05-06			
MXU 375i, 450i 4X4.....	11-12			88085 ^{AN}
MXU 500 4X4.....	10-12	Note ^T	86680.....	86142 ^{AN}
UXV500.....	2009.....	Note ^T		
UXV500.....	10-12	Note ^T		86386 ^{AN}

Winch and Plow Mounting Kits

APPLICATION	YEAR	WINCH MOUNTING KIT	CENTER PLOW MOUNTING KITS ^{AQ}	FRONT PLOW MOUNTING KITS ^{AR,AS}
ATP 330 4X4.....	04-05	34901.....	64580.....	
ATP 500 H.O. 4X4.....	04-05	34901.....	64580.....	
Big Boss 400L 6X6.....	93-99		37844.....	
Diesel 4X4.....	98-02	34901.....		
Hawkeye 300 4X4.....	07-08	85104.....		
Magnum 325 4X4.....	00-02	34901.....	39609.....	
Magnum 330 4X4.....	03-06	34901.....	64580.....	
Magnum 425 4X4 6X6.....	93-98		37845.....	
Magnum 500 4X4.....	99-02	34901.....	39609.....	
Magnum 500 RMK 2X4.....	2002.....	34901.....		
PTV 4X4, 6X6.....	02-03	34901.....		
Scrambler 400 2X4.....	00-03	60891 ^{K,AB}		
Scrambler 400 4X4.....	99-00	60891 ^{K,AB}		
Scrambler 500 2X4.....	01-06	60891 ^{K,AB}		
Scrambler 500 4X4.....	99-05	60891 ^{K,AB}		
Sportsman 300 4X4.....	08-10	85104.....	79018.....	83170.....
Sportsman 300 4X4 (HO).....	08-10	85104.....	79018.....	85104.....
Sportsman 335 4X4.....	98-00	34901.....	37843 ^{AL}	
Sportsman 400 4X4.....	96-97		37845.....	
Sportsman 400 4X4.....	01-03	34901.....	37843 ^{AL}	
Sportsman 400 4X4.....	04-04-1/2.....	68573 ^S	37843 ^{AL}	
Sportsman 400 4X4.....	04-1/2-07.....	73680.....	37843 ^{AL}	
Sportsman 400 4X4 (HO).....	08-10	85104.....	79018.....	85104.....
Sportsman 400 4X4.....	11-12	87714.....	87355.....	87758.....
Sportsman 450 4X4.....	2006.....	73680.....		
Sportsman 500 4X4.....	96-03	34901.....	37843 ^{AL}	
Sportsman 500 Remington 4X4.....	2000.....		37843 ^{AL}	
Sportsman 500 DUSE 4X4, RSE 4X4.....	01-02		37843 ^{AL}	
Sportsman 500 4X4.....	04-04-1/2.....	68573 ^S	37843 ^{AL}	
Sportsman 500 4X4.....	04-1/2-07.....	73680.....	37843 ^{AL}	83110 ^{AY}
Sportsman 500 X2 4X4.....	07-09	73680.....		
Sportsman 500 (HO) 4X4.....	08-10	73680.....		83110 ^{AY}
Sportsman 500 Touring 4X4.....	09-10	73680.....	78395.....	83110 ^{AY}
Sportsman 500 4X4.....	11-12	87714.....	87355.....	87758.....
Sportsman 550 (Touring) (EPS) (XP) 4X4.....	09-11	83408 ^{AS}	80260.....	80545.....
Sportsman 550 X2 4X4.....	10-11	83408 ^{AS}		80545.....
Sportsman 550 4X4, EPS 4X4.....	10-12	83408 ^{AS}	80260.....	80545.....
Sportsman 600 Twin 4X4.....	2003.....	63799.....	63936.....	
Sportsman 600 Twin 4X4.....	04-04-1/2.....	68573 ^S	63936.....	
Sportsman 600 Twin 4X4.....	04-1/2-05.....	73680.....	63936.....	
Sportsman 700 Twin 4X4.....	02-03	63799.....	63936.....	
Sportsman 700 Twin 4X4.....	04-04-1/2.....	68573 ^S	63936.....	
Sportsman 700 Twin 4X4.....	04-1/2-06.....	73680.....	63936.....	
Sportsman 700 Twin 4X4.....	07-08	73680.....		79608.....
Sportsman 700 X2 4X4.....	2008.....	73680.....		
Sportsman 800 4X4.....	05-06		63936.....	
Sportsman 800 4X4.....	2007.....	73680.....		
Sportsman 800 4X4.....	2008.....	73680.....		79608.....
Sportsman 800 X2 4X4.....	07-08	73680.....		
Sportsman 800 X2 4X4.....	2009.....		78395.....	
Sportsman 800 4X4.....	09-10	73680.....	63936.....	79608.....
Sportsman 800 Touring 4X4.....	08-09	73680.....	78395.....	
Sportsman 800 Big Boss 6X6.....	2009.....	73680.....		79608.....
Sportsman 800 Big Boss 6X6.....	2010.....			79608.....
Sportsman 800 (H.O.) (EFI) 4X4.....	11-12	87714.....	87355.....	87758.....
Sportsman 800 Big Boss 6X6.....	11-12	87714.....	87355.....	87758.....
Sportsman 850 XP 4X4.....	09-12	83408 ^{AS}	80260.....	80545.....
Sportsman 850 XP EPS 4X4.....	09-12	83408 ^{AS}	80260.....	80545.....
Sportsman 850 Touring EPS 4X4.....	10-12	83408 ^{AS}		80545.....
Sportsman 6X6.....	99-08	34901.....		
Sportsman MV 4X4.....	2005.....	Note ^{AA}		
Sportsman MV7 4X4.....	2006.....	Note ^{AA}		

FOOTNOTES:

- K. Not compatible with 3.0, 25/30 RT/XT, PV25-35, V2-3 series winches
- S. Combination Winch Mount and Bumper
- AA. Factory installed winch
- AB. Rear Mount
- AL. Kit must be revision B2 for mid-05 and later
- AN. Fits RT/XT 25/30, PV25-35, V20-30 series winches only
- AQ. Compatible with 78100 (ProVantage) and 62100 (Standard) plow bases
- AR. Compatible with appropriate 92100 (ATV) or 79805 (Side X Side) plow bases
- AS. Not compatible with 2.5ci or A2000 winches
- AU. Must use appropriate ATV blade and base/ tube assembly
- AY. Will not work with "Demand Drive" front differential



FOOTNOTES:

AN. Fits RT/XT 25/30, PV25-35, V20-30 series winches only

AP. Must be revision A1 for 2012 application

AQ. Compatible with 78100 (ProVantage) and 62100 (Standard) plow bases

AR. Compatible with appropriate 92100 (ATV) or 79805 (Side X Side) plow bases

AS. Not compatible with 2.5ci or A2000 winches

AU. Must use appropriate ATV blade and base/ tube assembly

Winch and Plow Mounting Kits (continued)

APPLICATION	YEAR	WINCH MOUNTING KIT	CENTER PLOW MOUNTING KITS ^{AQ}	FRONT PLOW MOUNTING KITS ^{AR,AS}
Xpedition 325 4X4	01-02	34901		
Xpedition 425 4X4	00-03	34901	39609	
Xplorer 300, 400 4X4	97-98	34901	37846	
Xplorer 300 4X4	1999	34901	39608	
Xpress 400 / Xplorer 500 4X4	96-97	34901		
Xplorer 400 4X4	99-02	34901	39608	
Ranger 500 4X4	2008	80368		81580
Ranger 500 (Crew) 4X4	09-12	80371		79700
Ranger 6X6	98-01	38914		
Ranger 6X6	02-06			81580
Ranger 700 6X6	2007			81580
Ranger 700 4X4	05-07			81580
Ranger 700 (HP) 4X4	2008	80368		81580
Ranger 700 Crew 4X4	2009	80368		
Ranger 700 (HD) (HP) 4X4	2009	80371		79700
Ranger 700 6X6	08-09	80368		81580
Ranger 800 (XP) (EPS) (Browning) (Crew) (HD) 4X4	10-12	80371		79700 ^{AP}
Ranger 800 6X6	10-12	80371		79700 ^{AP}
Ranger (Diesel) (HD) (EPS) 4X4	2011	80371		
Ranger 800 RZR 4X4	08-11	80335 ^{AN}		80681 ^{AU}
Ranger 800 RZR-S 4X4	2009			80681 ^{AU}
Ranger 800 RZR-S 4X4	2011	80335 ^{AN}		80681 ^{AU}
Ranger RZR 4 800 (EPS) (LE) (S) 4X4	11-12	80335 ^{AN}		
Ranger RZR 800 (EPS) (LE) (S) 4X4	2012	87987 ^{AN}		
Ranger RZR 900 (EPS) (LE) (S) 4X4	11-12	87987 ^{AN}		

FOOTNOTES:

L. This kit requires using a WARN ProVantage plow lift to raise plow

M. May not fit 3.0, 25 & 30 RT/XT, PV25-35, V2-3 series winches. Mount modification may be required

T. Factory mount fits RT/XT 25/30, PV 25-35 series winches only

AQ. Compatible with 78100 (ProVantage) and 62100 (Standard) plow bases

AR. Compatible with appropriate 92100 (ATV) or 79805 (Side X Side) plow bases

AS. Not compatible with 2.5ci or A2000 winches

Winch and Plow Mounting Kits

APPLICATION	YEAR	WINCH MOUNTING KIT	CENTER PLOW MOUNTING KITS ^{AQ}	FRONT PLOW MOUNTING KITS ^{AR,AS}
Eiger 400 (LT-A400) (LT-F400) 2X4	02-04	63796	63840	
Eiger 400 (LT-A400F) (LT-F400F) 4X4	02-06	63796	63840	
King Quad 300 (LT-F300F) 4X4	93-03	37842 ^L		
King Quad 400 (AS) (FS) (I) (Camo) 4X4	08-11	83130	63840	80566
King Quad 450 (Axi) (PS) 4X4	07-12	70326	70737	80558
King Quad 500 AXi (PS) (Camo) 4X4	09-12	70326	70737	80558
King Quad 700 4X4	05-07	70326	70737	80558
King Quad 750 (Axi) (PS) (Camo) 4X4	08-12	70326	70737	80558
Quad Master 500 (LT-A500F) 4X4	1999	37812		
Quad Master 500 (LT-A500F) 4X4	00-01	37812	37802	
Quad Runner 250 (LT-F250) 2X4, (LT-F250F) 4X4	92-98	30476 ^M		
Quad Racer R450 (LT-R450) 2X4	07-08	70326		
Quad Runner 500 (LT-F500F) 4X4	98-03	37812	37802	
Twin Peaks 700 4X4	04-05	62686		
Vinson 500 (LT-A500F) 4X4	02-06	63811	65400	
Vinson 500 (LT-F500F) 4X4	03-05	63811	65400	
QUV 4X4	2005	Note ^T		

FOOTNOTES:

M. May not fit 3.0, 25 & 30 RT/XT, PV25-35, V2-3 series winches. Mount modification may be required

Y. Not compatible with Manual Plow Lift

S. Combination Winch Mount and Bumper

AN. Fits RT/XT 25/30, PV25-35, V20-30 series winches only

AJ. Fits 4000-4500 series winches only

AN. Fits RT/XT 25/30, PV25-35, V20-30 series winches only

AQ. Compatible with 78100 (ProVantage) and 62100 (Standard) plow bases

AR. Compatible with appropriate 92100 (ATV) or 79805 (Side X Side) plow bases

AS. Not compatible with 2.5ci or A2000 winches

Winch and Plow Mounting Kits

APPLICATION	YEAR	WINCH MOUNTING KIT	CENTER PLOW MOUNTING KITS ^{AQ}	FRONT PLOW MOUNTING KITS ^{AR,AS}
Beartracker 2X4	98-04	39439		
Big Bear 350 2X4, 4X4	87-96	28876 ^M		
Big Bear 350 2X4 4X4	97-99	28876 ^M	37839	
Big Bear 400 2X4	00-04	60272	60124	
Big Bear 400 4X4	00-07	60272	60124	
Big Bear 400 4X4	08-11	81340	60124	85100
Big Bear Professional 4X4	00-01	60170	37840 ^Y	
Big Bear SE 350 4X4	96-99	37840 ^Y		
Bruin 350 Automatic 2X4, 4X4	04-06	68366	64670	
Grizzly 300 4X4	2012	74496		
Grizzly 350 Auto (IRS) 4X4	07-11	76192 ^{AN}	64670	81656
Grizzly 350 Auto 2X4	08-10	76192 ^{AN}	64670	81656
Grizzly 400 Automatic 4X4	05-09	76192 ^{AN}	64670	80534
Grizzly 450 Automatic 4X4	05-08	76192 ^{AN}	64670	80534
Grizzly 450 (EPS) 4X4	09-11	80540	64670	80534
Grizzly 550 (EPS) 4X4	09-11	74496	73996	79403
Grizzly 550 4X4	12-13	74496	88188	79403
Grizzly 600 4X4	1998	36693	37841	
Grizzly 600 4X4	99-01	36693	39553	
Grizzly 660 Automatic 4X4	02-08	65098	64669	79605
Grizzly 700 4X4	2007	74496	73996	
Grizzly 700 (EPS) 4X4	08-11	74496	73996	79403
Grizzly 700 FI Auto EPS Special Edition 4X4	2011	74496	73996	79403
Grizzly 700 4X4	12-13	74496	88188	79403
Kodiak 350 Auto IRS 4X4	07-11	76192 ^{AN}	64670	81656
Kodiak 400 Automatic 4X4	96-98	37840 ^Y		
Kodiak 400 Automatic 4X4	1999	37839		
Kodiak 400 Automatic 4X4	00-02	60170	60013	
Kodiak 400 Automatic 2X4	03-04	63945	64670	
Kodiak 400 Automatic 4X4	03-09	76192 ^{AN}	64670	81656
Kodiak 450 Automatic 4X4	03-04	63945	64670	
Kodiak 450 Automatic 4X4	05-08	76192 ^{AN}	64670	80534
Wolverine 4X4	95-04	38526		
Wolverine 450 4X4	06-09			72364
Rhino 450 4X4	08-09	83159 ^S		79815 ^{AJ}
Rhino 450 4X4	2007	83159 ^S		
Rhino 660 4X4	03-07	83159 ^S		
Rhino Sport 4X4	2011			79815 ^{AJ}
Rhino 700 (DU) (SE) (Sport) 4X4	08-13	83159 ^S		79815 ^{AJ}



Arctic Cat

- FOOTNOTES:
- J.

Not compatible with WARN Multi-Mount kit
- S.

Combination Winch Mount and Bumper

Body Armor and Bumpers

APPLICATION	YEAR	CHASSIS	SIDE CHASSIS	FRONT A-ARM	REAR A-ARM	ROCK SLIDERS	BUMPER
375 Automatic 2X4, 4X4	2002						63307 ^J
400i 2X4, 4X4	2002						63307 ^J
400 Auto (ACT) (LE) 2X4 4X4	02-08						63307 ^J
400 Automatic TBX 4X4	04-06						63307 ^J
400 Automatic TRV 4X4	06-07						63307 ^J
400 VP Automatic 4X4	05-06						63307 ^J
500 Automatic TBX 4X4	02-04						63307 ^J
500 Automatic TRV MRP 4X4	04-06						63307 ^J
500 Automatic 4X4	2007						63307 ^J
Prowler 650 H1 XT 4X4	06-09	83879	83877	74544	74644	76600	74964 ^S
Prowler 700 XT XTX 4X4	09-12	83879	83877	74544	74644	76600	74964 ^S
Prowler 700 XTX LE 4X4	08-09	83879	83877	74544	74644	76600	74964 ^S
Wildcat 1000i	2012			89097			

Can-Am/BRP

Body Armor and Bumpers

APPLICATION	YEAR	CHASSIS	SIDE CHASSIS	FRONT A-ARM	REAR A-ARM	ROCK SLIDERS	BUMPER
Outlander 400 (H.O.) (MAX) (XT) 4X4	2008	78610		78786			
Outlander 400 (EFI) (XT) (MAX) 4X4	09-12	78610		78786			
Outlander 500 H.O. MAX EFI 4X4	2007	78610		78786			
Outlander 500 H.O. MAX EFI XT 4X4	2008			78786			
Outlander MAX 500 EFI LTD 4X4	2010			78786			
Outlander 500 (EFI) (XT) 4X4	09-12	78610		78786			
Outlander 650 H.O. Max EFI 4X4, EFI XT 4X4	06-07	78610		78786			
Outlander 650 EFI 4X4, EFI XT 4X4	06-11	78610		78786			
Outlander 650 H.O. Max EFI 4X4, EFI XT 4X4	2008			78786			
Outlander 650 (MAX) (EFI) (XT) (XT-P) 4X4	09-12	78610		78786			
Outlander 800 H.O. Max EFI 4X4, EFI XT 4X4	06-07	78610		78786			
Outlander 800 H.O. EFI 4X4, EFI XT 4X4	06-08	78610		78786			
Outlander 800 H.O. Max EFI LTD 4X4	2007	78610		78786			
Outlander 800 H.O. Max EFI 4X4, EFI LTD 4X4	2008			78786			
Outlander 800R (MAX) (EFI) (XT) (XT-P) 4X4	09-12	78610		78786			
Commander 800 (R) (XT)	2011	85635	85640	85645	85650		85623
Commander 1000 (X) (XT)	2011	85635	85640	85645	85650		85623

Honda

- FOOTNOTES:
- J.

Not compatible with WARN Multi-Mount kit
- Q.

Does not accomodate Warn Trail Lights. Lights may be mounted to front rack

Body Armor and Bumpers

APPLICATION	YEAR	CHASSIS	SIDE CHASSIS	FRONT A-ARM	REAR A-ARM	ROCK SLIDERS	BUMPER
Foreman TRX450 (S) (ES) (FE) (FM) 4X4	98-04						62327 ^J
Foreman (TRX500TM) 4X4	05-10	76020		75881			71175 ^J
Foreman (TRX500TM) 2X4	2007	76020		75881			71175 ^J
Foreman TRX500(FE) (ES) FPM) (EPS) 4X4	05-09	76020		75881			71175 ^J
Foreman TRX500 (FPE) (ES) (EPS) (FM) 4X4	09-11	76020		75881			71175 ^J
Foreman TRX500 (FE) (FM) (FPE) (FPM) 4X4	12-13						87732
Rancher (TRX350FM) 4X4, ES (TRX350FE) 4X4	00-03						62329 ^J
Rancher TRX350 (TE) (ES) (FE) (TM) (FM) 2X4 4X4	04-06						68766 ^{J,Q}
Rancher AT (TRX400FA) 4X4, (TRX400FG) 4X4	04-07						68766 ^{J,Q}
Rancher (TRX420FM) 4X4, ES (TRX420TE) 4X4	2008						68766 ^{J,Q}
Rancher (TRX420TM) 2X4, ES (TRX420TE) 4X4	2009						81910 ^J
Rancher TRX420(EPS)(FPE)(FPM)(FM)(TE)(FPA) 4X4	10-13	84631		84645			81910 ^J
Rincon (TRX650FA) 4X4	03-06	76040			76265		65583 ^{J,Q}
Rincon (TRX680FA) 4X4	07-13	76040		75881	76265		65583 ^{J,Q}
Rincon GPScape (TRX680FGA) 4X4	2009	76040		75881	76265		65583 ^{J,Q}
Rincon GPScape (TRX680FGA) 4X4	2008	76040		75881			65583 ^{J,Q}
Rubicon (TRX500FA) 4X4	00-04						62331 ^J
Rubicon (TRX500FA) 4X4, (TRX500FG) 4X4	05-13	76020		75881			71175 ^J
Rubicon GPScape/EPS (FGA) 4X4	08-13	76020		75881			71175 ^J
Big Red 4X4 (MUV700)	10-11						84654

Kawasaki

Body Armor and Bumpers

APPLICATION	YEAR	CHASSIS	SIDE CHASSIS	FRONT A-ARM	REAR A-ARM	ROCK SLIDERS	BUMPER
Brute Force 650 4X4	2005						72539 ^J
Brute Force 650 4X4	06-08	76270		76290			72539 ^J
Brute Force 650 4X4	09-12	76270		76290			83770 ^J
Brute Force 650 4X4i	06-08	76285 ^{AP, AW}		76298	76305		
Brute Force 650 4X4i	09-12	80562		76298	76305		83770 ^J
Brute Force 750 4X4i	06-08	76285 ^{AP, AW}		76298	76305		70815
Brute Force 750 4X4i	09-11	80562		76298	76305		83338
Brute Force 750 4X4i	2012	80562		88340	88342		88697
Prairie 650 Twin 4X4	01-03						63098
Prairie 700 4X4	04-06						68993
Teryx 750 (FI) (LE) (Camo) (Sport) (SGE)	08-12	82210	83092	81809	83076		83965 ^S
Teryx4 750 (EPS) (LE) (Camo)	2012						88225 ^S

- FOOTNOTES:
- J.

Not compatible with WARN Multi-Mount kit
- S.

Combination Winch Mount and Bumper
- AP.

Must be revision A1
- AW.

Not compatible with front plow mount

Polaris

Body Armor and Bumpers

APPLICATION	YEAR	CHASSIS	SIDE CHASSIS	FRONT A-ARM	REAR A-ARM	ROCK SLIDERS	BUMPER
ATP 330 4X4, 500 H.O. 4X4	04-05						62323 ^{C,J}
Magnum 325 4X4	00-02						62323 ^{C,J}
Magnum 330 4X4	03-06						62323 ^{C,J}
Magnum 500 4X4	99-02						62323 ^{C,J}
Sportsman 335 4X4	98-00						62323 ^{C,J}
Sportsman 400 4X4, 500 H.O. 4X4	04 - 04-1/2						68573 ^S
Sportsman 400 4X4	05-06			77473			
Sportsman 500 4X4	96-03						62323 ^{C,J}
Sportsman 500 4X4	05-09			77473	77251		
Sportsman 500 X2 4X4	2006			77473			
Sportsman 500 X2 4X4	07-08			77473	77251		
Sportsman 550/850 (XP) (EPS) 4X4	2009	83680		83682	83686		
Sportsman 550/850 (XP) (EPS) 4X4	10-12	83680		83682	84480		
Sportsman 600 Twin 4X4	2003						65984 ^{C,Q,J}
Sportsman 600 Twin 4X4	04 - 04-1/2						68573 ^S
Sportsman 700 Twin 4X4	02-03						65984 ^{C,Q,J}
Sportsman 700 Twin4X4	04 - 04-1/2						68573 ^S
Sportsman 700 4X4	05-07			77473	77251		
Sportsman 800 Twin 4X4	05-08			77473	77251		
Sportsman 6X6	05-08			77473			
Sportman MV7 4X4	2006			77473			
Sportsman 800 X2 4X4	07-08			77473	77251		
Sportsman 800 Touring 4X4	08-09			77473	77251		
Trail Boss 330 2X4	2005			77473			
Xpedition 325 4X4	01-02						62323 ^{C,J}
Xpedition 425 4X4	00-03						62323 ^{C,J}
Xplorer 300 4X4	97-99						62323 ^{C,J}
Xplorer 400 4X4	96-02						62323 ^{C,J}
Ranger 2X4	2008	78185		78278	78280		
Ranger 500 4X4	2009	78185		78278	78280		83340 ^S
Ranger 500 4X4	2010						83340 ^S
Ranger 700 XP 4X4	07-08	78185		78278	78280		
Ranger 700 XP 4X4	2009	78185		78278	78280		83340 ^S
Ranger 700 HD 4X4	2009						83340 ^S
Ranger 800 6X6, Crew 4X4, HD 4X4	10-11						83340 ^S
Ranger 800 XP (Browning) 4X4, (XP) (EPS) 4X4	2010	78185		78278	78280		83340 ^S
Ranger 6X6	10-11						83340 ^S
Ranger Diesel 4X4	2011						83340 ^S
Ranger HD 800 EPS 4X4	2011						83340 ^S
Ranger 800 XP (Browning) 4X4, (XP) (EPS) 4X4	11-12	88220					
Ranger 800 RZR 4X4	08-09	78164AP	78342	78346	78348		7807 ^{S,AMAN}
Ranger 800 RZR S 4X4	2009	78164AP					
Ranger 800 RZR 4 EPS 4X4	11-12						7807 ^{S,AMAN}
Ranger 800 RZR (EPS) (S) 4X4	2012						87722 ^{AN,S}
Ranger RZR 900 4X4	11-12						87722 ^{AN,S}

- FOOTNOTES:
- C.

Requires a WARN winch mount to install bumper
- J.

Not compatible with WARN Multi-Mount kit
- Q.

Does not accomodate Warn Trail Lights. Lights may be mounted to front rack
- S.

Combination Winch Mount and Bumper



Suzuki

- FOOTNOTES:
- J. Not compatible with WARN Multi-Mount kit
- Q. Does not accomodate Warn Trail Lights. Lights may be mounted to front rack
- AT. Does not fit models with power steering

Body Armor and Bumpers

APPLICATION	YEAR	CHASSIS	SIDE CHASSIS	FRONT A-ARM	REAR A-ARM	ROCK SLIDERS	BUMPER
Eiger 400 (LT-A400) 2X4, (LT-F400) 2X4	02-05						.63501 ^J
Eiger 400 (LT-A/F400F) 4X4	02-07						.63501 ^J
King Quad 450	06-09						.72229 ^{Q,J}
King Quad 450	08-09	.78374 ^{AT}		.78370 ^{AT}	.78366 ^{AT}		
King Quad 450 AXi PS 4X4	09-10	.78374 ^{AT}		.78370 ^{AT}	.78366 ^{AT}		.72229 ^{Q,J}
King Quad 500 AXi (PS) (Camo) 4X4	11-12	.78374 ^{AT}		.78370 ^{AT}	.78366 ^{AT}		.72229 ^{Q,J}
King Quad 700 4X4	05-06						.72229 ^{Q,J}
King Quad 700 4X4	2007	.78374 ^{AT}		.78370 ^{AT}	.78366 ^{AT}		.72229 ^{Q,J}
King Quad 750 AXi 4X4	08-09	.78374 ^{AT}		.78370 ^{AT}	.78366 ^{AT}		.72229 ^{Q,J}
King Quad 750 AXi (PS) (Camo) 4X4	11-12	.78374 ^{AT}		.78370 ^{AT}	.78366 ^{AT}		.72229 ^{Q,J}
Quad Master 500 (LT-A500F) 4X4	00-01						.62321 ^J
Quad Runner 500 (LT-F500F) 4X4	98-03						.62321 ^J
Twin Peaks 700 4X4	04-05						.68993
Vinson 500 (LT-A/F500F) 4X4	02-07						.65903 ^J

Yamaha

- FOOTNOTES:
- S. Combination Winch Mount and Bumper
- AM. Not compatible with Warn Plow Mount
- AP. Must be revision A1

Body Armor and Bumpers

APPLICATION	YEAR	CHASSIS	SIDE CHASSIS	FRONT A-ARM	REAR A-ARM	ROCK SLIDERS	BUMPER
Big Bear 400 2X4	00-04						.62315
Big Bear 400 4X4	00-06						.62315
Grizzly 400 Automatic 4X4	05-09						.70319
Grizzly 450 Automatic 4X4	05-09						.70319
Grizzly 550 Auto 4X4, Auto EPS 4X4	09-12	.74870 ^{AM}		.74874	.74876		.75221
Grizzly 600 4X4	98-01						.62319
Grizzly 660 Automatic 4X4	02-08						.63148
Grizzly 700 (EPS) Auto 4X4	07-12	.74870 ^{AM}		.74874	.74876		.75221
Grizzly 700 FI Auto EPS Special Edition 4X4	11-12	.74870 ^{AM}		.74874	.74876		.75221
Kodiak 400 Automatic 4X4	00-02						.62317
Kodiak 400 Automatic 2X4, 4X4	03-04						.65119
Kodiak 400 Automatic 4X4	05-09						.70319
Kodiak 450 Automatic 4X4	03-04						.65119
Kodiak 450 Automatic 4X4	05-09						.70319
Rhino 450, 660	06-07	.75266	.75267	.75264	.75265		.83159 ^S
Rhino 450	08-09	.78518 ^{AP}	.78519	.75264	.78750		.83159 ^S
Rhino 700	08-13	.78518 ^{AP}	.78519	.75264	.78750		.83159 ^S

Adventure Touring

Adventure Touring: Carry Plate & Light Brackets

UNIVERSAL BRACKETS	YEAR	PORTABLE WINCH CARRY PLATE	LIGHT MOUNT
Universal	N/A	86595	86598 ^B
BMW MOUNT BRACKETS	YEAR	PORTABLE WINCH CARRY PLATE	LIGHT
F800GS	ALL	86600 ^A	85608
GS1200	2008-current	87432 ^A	85609
GS1200ADV	ALL	87102 ^A	
KAWASAKI MOUNT BRACKETS	YEAR	PORTABLE WINCH CARRY PLATE	LIGHT
KLR650	ALL	87438 ^A	
YAMAHA MOUNT BRACKETS	YEAR	PORTABLE WINCH CARRY PLATE	LIGHT
Super Tenere	ALL	88480 ^A	

- FOOTNOTES:
- A. Bolt pattern fits factory rack
- B. Mounts toggle light switch on 7/8" handle bar



WARN RED LETTER DEALERS

WARN® Red Letter Dealers have the highest level of WARN product knowledge, as qualified by Warn Industries. Plus, all these dealers stock WARN products and provide installation services. For the most current Red Letter Dealer list visit www.warn.com/corporate/dealerlocator.jsp or contact WARN Customer Service at 800-543-9276 for more information.

ALASKA

White Spruce Trailer Sales, Inc., PO Box 56300, North Pole, AK, 99705, (907) 488-3004

ALABAMA

C1 Custom Truck & Car Care, 1001 W Bypass, Andalusia, AL, 36420, (334) 427-0118

Custom Trucks Unlimited, 3304 Pepperell Parkway, Opelika, AL, 36801, (334) 704-0909

Southern Off Road, 3347 Pelham Parkway, Pelham, AL, 35124, (205) 685-1911

Sport Trucks, 106 B David Green Road, Birmingham, AL, 35244, (205) 733-1250

The Off Road Connection, 1417 Decatur Hwy, Fultondale, AL, 35068, (205) 841-2493

Tri State Truck & Auto Accessories, 2428 N Range St, Dothan, AL, 36303, (334) 673-8070

Truck Supply & Outfitters, 5100 Summit Ridge, Tuscaloosa, AL, 35405, (205) 344-5203

ARIZONA

Jamis Autosports, 4734 E Speedway Blvd, Tucson, AZ, 85712, (520) 323-3622

4 Wheelers Supply Inc, 3530 East Washington Street, Phoenix, AZ, 85034, (602) 273-7195

CALIFORNIA

4 West 4 Wheel Drive, 650 E Valley Blvd, Colton, CA, 92324, (909) 824-0024

AV Sport Truck Inc., 805 West Ave K, Lancaster, CA, 93534, (661) 723-6464

Bedliners Plus, 1326 Koster St, Eureka, CA, 95501, (707) 443-0730

Big Johns Performance, 24233 Creekside Road, Valencia, CA, 91355, (661) 254-1611

Brothers 4x4, 5113 Brooks Street, Montclair, CA, 91763, (909) 445-8220

Central 4 Wheel Drive Inc - SA, 3248 Auburn Boulevard, Sacramento, CA, 95821, (916) 481-7842

Extreme Off Road & Repair, 1320 Brookhaven Dr. Clovis, CA, 93612, (559) 323-8222

Redding Four Wheel Drive Inc, 850 Commerce Street, Redding, CA, 96002, (530) 221-6063

Street Scene, 1035 A Main St, Watsonville, CA, 95075, (831) 728-5634

Toys For Trucks, 11352 Hesperia Road #A, Hesperia, CA, 92345, (760) 956-3525

COLORADO

Alpine Off Road, 427 N Cascade, Montrose, CO, 81401, (970) 240-9000

Barney Brothers Off Road, 2477 Industrial Blvd, Grand Junction, CO, 81505, (970) 243-9300

Berthod Motors Inc, 2914 Grand Ave, Glenwood Springs, CO, 81601, (970) 945-7466

Four To Go, 10930 West 44th Avenue, Wheatridge, CO, 80033, (303) 421-5876

High Country Performance 4x4, 1695 West Hamilton Place, Englewood, CO, 80110, (303) 761-7379

Predator 4 Wheel Drive, 4260 North Nevada Avenue, Colorado Springs, CO, 80907, (719) 528-5790

FLORIDA

Catlin Truck Accessories, 1215 N Main Street, Jacksonville, FL, 32206, (904) 354-8521

Fortec Inc, 698-702 SW 15th Street, Pompano Beach, FL, 33060, (954) 785-3131

GT 4WD LLC, 8956 NW 24th Terrace, Miami, FL, 33172

JeepersDen, 14445 East Colonial Dr., Orlando, FL, 32826, (407) 658-4848

Jeff's Jeep Yard, 1185 Court St, Clearwater, FL, 33756, (727) 449-0800

Morris 4x4 Center, 1020 SW 10th Ave, Pompano Beach, FL, 33069, (954) 941-7807

Northside Tire & Four Wheel Drive, 513 West Waters Avenue, Tampa, FL, 33604, (813) 935-7029

Speed & Truck World, 1060 W. Sunrise Blvd., Ft. Lauderdale, FL, 33311, (954) 760-9922

GEORGIA

Fortec, 830 Ellis Street, Roswell, GA, 30075, (770) 642-7260

Powertrain Inc, 421 Telfair Road, Savannah, GA, 31415, (912) 234-6641

Southern Off Road Specialists, 843 McFarland Rd, Alpharetta, GA, 30004, (770) 346-7777

HAWAII

Maui Off Road Center, 94-1388 Moaniani St Unit 103, Waipahu, HI, 96797, (808) 678-9500

Maui Off Road Center, 251 Hoohana Street, Kahului, HI, 96732, (808) 871-6263

IDAHO

Buck's 4x4 Off-Road & Tire Center, 4100 State St., Boise, ID, 83703, (208) 343-2061

Cobalt Truck Equipment, 345 W. Karcher Rd, Nampa, ID, 83687, (208) 887-7788

INDIANA

Valparaiso Auto & Trailer Sales, 861 West US Highway 30, Valparaiso, IN, 46385, (219) 462-8291

KENTUCKY

Manning Truck Equipment, 12000 Westport Road, Louisville, KY, 40245, (502) 426-5210

Performance Off Road Inc, 6434 Lower Tug Rd, Alexandria, KY, 41001, (859) 635-3058

LOUISIANA

Kirk's Auto Limited, 1726 N. Airline Hwy, Gonzales, LA, 70737

MAINE

Archies Off Road, 209 Sanford Road (Route 109), Wells, ME, 04090, (207) 646-3725

MICHIGAN

Cascade Four Wheel Drive, 2700 Northern Drive South East, Grand Rapids, MI, 49512, (616) 949-3630

Truck & Van Specialties Inc, 6504 Chicago Dr, Zeeland, MI, 49464, (616) 748-9450

MINNESOTA

Four Wheel Drive Center of Minnesota, 5711 West 36th Street, St Louis Park, MN, 55416, (952) 927-8811

Hooze 4x4, 1435 147th Avenue, Ham Lake, MN, 55304, (763) 413-4944

MISSOURI

Creative Trim & Performance, 2217 Broadway, Cape Girardeau, MO, 63701, (573) 332-1600

Sportsland Truck Accessories, 2039 Peck Hollow Road, Rogersville, MO, 65742, (417) 753-2069

MISSISSIPPI

Buck Sullivan, Inc, 1022 Terry Rd, Jackson, MS, 39204, (601) 352-7641

Bumper to Bumper Tires & Accessories, 1226 Hwy 98 By-Pass, Columbia, MS, 39429, (601) 731-5835

Weathers Auto Supply - TU MS, 1219 South Gloster Street, Tupelo, MS, 38803, (662) 842-5577

MONTANA

Blue Ribbon Accessories & Audio, 1424 Cedar Street, Missoula, MT, 59802, (406) 543 0387

Mike's Off-Road, 80675B Gallatin Rd, Bozeman, MT, 59718, (406) 586-3043

TNT Springs Inc, 226 North 13th, Billings, MT, 59101, (406) 252-2290

NORTH CAROLINA

4x4 Country, 1039 Brevard Rd, Asheville, NC, 28806, (828) 667-4617

Classic Creations, 160-A Pinehurst Avenue, Southern Pines, NC, 28387, (910) 693-1900

Down East Offroad, 1425 Thorne Ave, Wilson, NC, 27893, (252) 246-9440

High Country 4x4 Center, 465 East King Street, Boone, NC, 28607, (828) 266-9773

Jim Campen Trailer Sales Inc, 6037 Ashville Hwy, Hendersonville, NC, 28791, (828) 684-8889

Tom's 4 Wheel Drive Inc, 3567 Old US Hwy 52, Lexington, NC, 27205, (336) 731-8509

NEBRASKA

Ultimate Truck Accessories, 13434 Millard Avenue, Omaha, NE, 68137, (402) 896-0770

NEW HAMPSHIRE

Domenic's Jeep & Auto Repair, 19 Hazel Drive - Units 2 & 3, Hampstead, NH, 03841, (603) 329-9439

NEW JERSEY

FDR Hitches, 112 W. Westfield Ave, Roselle Park, NJ, 07204, (908) 259-9500

FDR Hitches/Hawthorne Hitch & Trailer, 7 Lincon St, Hawthorne, NJ, 07506

FDR North, 66 Newark Pompton Tpke, Pequannock, NJ, 07440, (973) 696-6610

OK Auto 4WD & Tire, 2621 State Route 57, Stewartsville, NJ, 08886, (908) 454-6973

NEW MEXICO

Clark Truck Equipment Co Inc, 501 Industrial, NE Albuquerque, NM, 87107, (505) 880-8222

NEVADA

Custom Truck Accessories, 385 Kietzke Lane, Reno, NV, 89502, (775) 329-5111

Maximum Offroad, 4610 S Arville St. #C, Las Vegas, NV, 89103, (702) 227-5100

NEW YORK

American Auto & Plate Glass, 808 Central Ave, Albany, NY, 12206, (518) 438-3561

Rock Spyder 4x4, 2221 Kenmoore Ave Unit 106, Buffalo, NY, 14207, (905) 294-0494

OHIO

Garry's Automotive, 4080 County Road 57, Galion, OH, 44833, (419) 947-3176

OREGON

99 West Trailers, 23995 Hwy 99 West, Newberg, OR, 97132, (503) 337-9103

Archer Brothers Inc - EU OR, 1942 W 11th Avenue, Eugene, OR, 97402, (541) 687-8728

Fleet Sales West, 2175 N Pacific Hwy, Woodburn OR, 97071, (503) 982-5095

J and R 4 Wheel Drive, 9420 North Whitaker Road, Portland, OR, 97217, (503) 283-1291

Salem Off Road Center Inc, 2953 Silverton Road North East, Salem, OR ,97303, (503) 399-7691

XCT Truck & Toy, 1203 12th Street, Hood River, OR, 97031, (541) 490-3512

PENNSYLVANIA

4 X 4 Suspension & Gear, 610 Garfield Avenue, West Point, PA, 19486, (215) 699-8061

High Caliber Motorsports LLC, RR2 Box 137a, Wysox, PA, 18854, (570) 265-5533

Hoak's Four Wheel Drive Center, 815 Hellam Street, Wrightsville, PA, 17368, (717) 252-3602

Meridian Off Road Center Inc, 655 New Castle Road, Butler, PA, 16001, (724) 285-5082

RV Four Wheel Drive & Performance, 712 West Main Street, Mechanicsburg, PA, 17055, (717) 697-8418

Truck Stuff And More, 2987 Benner Pike, Bellefonte, PA, 16823, (814) 357-8142

SOUTH CAROLINA

Carolina Custom Truck Acc, 321 Cashua Dr, Florence, SC, 29501, (843) 664-2414

Clemson 4 Wheel Center, 10733 Clemson Blvd, Seneca, SC, 29678, (864) 882-0277

Lee Transport Equipment Inc, 1300 Bluff Road, Columbia, SC, 29201, (803) 799-7860

Low Country 4x4, 2538 Savannah Highway, Charleston, SC, 29414, (843) 766-3885

Rhino Linings of Spartanburg, 144-A Southport Road, Spartanburg, SC, 29306, (864) 587-5600

TENNESEE

Essentially Off Road, 5021 B NW Broad St, Murfreesboro, TN, 37129, (615) 893-8814

RPM Offroad LLC, 1804 Volunterr Parkway, Bristol, TN, 37620, (423) 573-3300

UTAH

Thunder Mountain Truck Outfitters, 1018 West 800 North, Logan, UT, 84321, (435) 752-0548

VIRGINIA

Independent 4X, 10403 South Leadbetter Rd, Ashland, VA, 23005, (804) 550-0480

WASHINGTON

Cobalt Truck Equipment, 4620 E Trent, Spokane, WA, 99212, (509) 534-0446

La Man Offroad, 7292 Martin Way NE, Olympia, WA, 98516, (360) 456-1776

Northridge 4x4, 5225 NW Newberry Hill Rd, Silverdale, WA, 98383, (360) 340-0282

Northwest Motorsports, 1502 River Road, Puyallup, WA, 98371, (888) 969-7762

The 4x4 Store, 604 Bridge Street, Clarkston, WA, 99403, (509) 758-1494

Woody's 4 X 4, Inc., 6408 St. Johns Blvd, Vancouver, WA, 98661, (360) 693-6840

WISCONSIN

Toys For Trucks, W7158 Highway 10 & 114, Menasha, WI, 54952, 920-734-4272

Toys For Trucks, 2326 South Washburn Ave, Oshkosh, WI, 54904, 920-231-7763

Toys For Trucks, 631 Grand Ave, Schofield, WI, 54476, 715-359-9993

Toys For Trucks, 3080 Market Street, Green Bay, WI, 54304, 920-339-5262

Toys For Trucks - Green Bay, 2230 Main St, Green Bay, WI, 54302, 920-884-2411

Toys for Trucks - Greenville, W. 6411 Greenville Drive, Greenville, WI, 54942, 920-757-0680

WYOMING

D's 4 Wheel Drive, 210 East 15th Street, Cheyenne, WY, 82001, (307) 634-1736

Over The Top 4 x 4, Inc., 232 Industrial Drive, Rock Springs, WY, 82901, (307) 382-2233

CANADA

CTP Distributors, 13313 - 100th St, Grande Prairie, AB, T8V 4H4, (780) 538-221

CTP Distributors, 17415 103rd Ave, Edmonton, AB, T5S 1J4, (780) 452-9226

CTP Distributors, A 707 Barlow Trail SE, Calgary, AB, T2E 8C2, (403) 237-7660

CTP Distributors, 19315 - 96 Ave, Surrey, BC, V4N 4C4, (604) 513-1143

United Hitch & Truck Accessories, #107 2631 Enterprise Way, Kelowna ,BC, V1X 7Z3, (250) 801-8711

Kakabeka Offroad Centre, Hwy 17, Kakabeka Falls, ON, P0T 1W0, (807) 473-9350

Rector Machine Works LTD, 190 Sackville Road, Sault Ste. Marie, ON, P6B 4T6, (705) 256-6221

Rock Spyder 4x4, 12-12 Heritage Road, Markham, ON, L3P 1M4, (905) 294-0494

EHR/atraxion, 250 Notre Dame, Donnacona, QC, G3M 1G7, (418) 576-0591

S.D.L. Suspension, 95 Rue St-Simon, Ste-Madeleine, QC, J0H 1S0, (450) 795-3443





JOIN THE ONLINE CONVERSATION

Whether you're passionate about trucks, Jeeps or powersports, interested in industrial equipment, or use utility products, you can connect with thousands of other WARN® fans on our social media sites: Facebook, Twitter, YouTube, and the WARN BLOG. All these outlets let you see and discuss the latest WARN products, post and share photos and videos of your WARN-equipped rig, and keep up with company events.

Facebook.com/WARNfans

Twitter.com/WarnIndustries

YouTube.com/wwwwarncom

WARN GEAR AND APPAREL

The WARN Apparel site offers durable WARN-branded goods including hats, jackets, shirts, great looking sports gear, and rugged outdoor equipment ideal for those who Go Prepared.

We've got all sizes for men and women who want to show that they're ready for any situation. Plus we offer a host of other great WARN accessories for camping, hiking, and other outdoor activities. Visit WARN.com to see the full line of WARN-branded apparel and gear.



WARN Authorized Retail Network

Buy your next WARN product from a dealer in the WARN Authorized Retail Network. Go to WARN.com to view a list of hundreds of retailers that are part of this select group.

Some photos taken on private closed courses. Remember to tread lightly on public land. For more than 60 years, Warn Industries has been a leader of innovation in Off Road, Powersports, Industrial, and Powertrain products. Warn Industries is committed to developing intellectual property that provides our customers with reliable, unique products that are best in class. Warn Industries has a significant number of issued and pending patents around the world. Please respect our intellectual property rights. Product specifications are subject to change. © 2012 Warn Industries, Inc. WARN®, the WARN logo, Spydura®, Trans4mer® and THE RED HOOK STRAP are registered trademarks of Warn Industries. PowerPlant™, PullzAll™, ZEON™, ProVantage™, Vantage™, and Go Prepared™ are trademarks of Warn Industries, Inc. Specifications subject to change at any time. All photographs shown are copyrighted material. Reproduction in any way is prohibited without written permission of Warn Industries or the copyright owner. Printed in USA. 50M 10/12





WARN.COM

WARN INDUSTRIES, INC.
12900 S.E. Capps Road
Clackamas, OR USA 97015-8903
1-503-722-1200
FAX: 1-503-722-3000

Customer Service: 1-800-543-9276
Dealer Locator Service: 1-800-910-1122
International Sales Support: 1-503-722-1200

The dealer locator service is available 7 days per week and 24 hours a day. Customer Service is available between 7:00 am and 4:00 pm Pacific Time, Monday through Friday.



DISTRIBUTED BY:

910012A0