

**Versatile mounting options for all your lighting needs**














**LIGHTHEAD  
MOUNTING**



**AMERICAN EMPLOYEES, AMERICAN MANUFACTURING, AMERICAN PRIDE!**







At Whelen Engineering we try to offer you the complete package of lighting requirements. That's why a wide range of mounting options are available for our products. And, just like our lights and sirens, Whelen mounting brackets, flanges and kits are made for the long haul. Whatever your lighting requirements, there's a Whelen product to suit your needs... and a mounting option for correct placement on your vehicle!











2" Round Series		
TFLANGEB	Flange kit, surface mount, Black	
TFLANGEC	Flange Kit, surface mount, Chrome	
TGROM2	2" grommet	
3" Round Super-LED®		
3FLANGEC	Flange kit, surface mount, Chrome	
3GROMMET	Grommet mounting kit	
3.5" Round Super-LED		
PAR28DC11	Fog light mounting kit for 2011-2012 Dodge Charger. Requires optional Dodge OEM fog light hardware and bracket or the fog light bezel, purchased from Dodge	
P28FX11	Fog light mounting kit for 2011-2012 Ford Explorer and 2013 Police Interceptor Utility. Requires optional Ford OEM fog light hardware and bracket, purchased from Ford	
4" Round		
2FLANGEB	Black surface mount trim ring kit (For LED models only)	
2FLANGEC	Chrome surface mount trim ring kit (For LED models only)	
2GROMMET	Grommet mounting kit (For strobe, LED or Super-LED models)	
4" Round, 2G Series		
2GFLANGB	Optional surface mount Black plated flange kit for 2G Series & compartment lights	

2GFLANGC	Optional surface mount Chrome flange kit for 2G Series & compartment lights	
2GROMMET	Grommet mounting kit for 2G compartment lights only	
2GBKT1	Optional "L" bracket, for use with grommet mount lighthouse only	
400 Series		
4EFLANGE	Chrome-plated flange kit (not for use with Linear-LED® & Super-LED), surface mount 5mm & single level Super-LED only	
4FLANGEB	Black flange kit (not for use with Linear-LED & Super-LED), surface mount 5mm & single level Super-LED only	
4TSMAB	Black Super-LED surface mount adapter, Linear-LED & Super-LED only	
4TSMAC	Chrome-plated Super-LED surface mount adapter, Linear-LED & Super-LED only	
4EGRILP	Grille-Master Chrome housing with swivel bracket. Not for use with LED/halogen combination models	
4EGRILB	Grille-Master™ Black housing with swivel bracket. Not for use with LED/halogen combination models	
4ILKT1	Polished intersection housing kit, sold in pairs, 4300/4400 International® chassis only	
500 Series		
5FLANGEB	Black trim ring kit	
5FLANGEC	Chrome-plated trim ring kit	
5FLANGEP	Polished aluminum flange	
5GROMMET	Grommet mount kit	
5GBKT1	Optional "L" bracket for use with grommet mount lighthouse only	





# LIGHTHEAD MOUNTING

(Lightheads Purchased Separately)

<b>52SMAB</b>	Black surface mount adapter, strobe only, requires flange purchased separately	
<b>5TSMAB</b>	Black surface mount adapter, TIR6 Super-LED only	
<b>5TSMAC</b>	Chrome-plated surface mount adapter, TIR6™ Super-LED® only	
<b>5LSMAB</b>	Black surface mount adapter for Linear Super-LED only	
<b>5LSMAC</b>	Chrome-plated surface mount adapter for Linear Super-LED Only	
<b>5BRUSH</b>	Aluminum brush guard. Includes surface mount adapter for TIR6 Super-LED Series, 5mm requires optional flange purchased separately	
<b>5HSGPED</b>	Pedestal swivel mount kit, includes housing and flange	
<b>5HSGB1</b>	7/8" to 1" round bar mount kit, includes housing and flange	
<b>5HSGB125</b>	1.25" Round bar mount kit, includes housing and flange	
<b>5BKT1</b>	Mounting bracket for 500 Series Super-LED, universal mounting bracket	
<b>5G Series</b>		
<b>5GFLANGC</b>	Surface mount Chrome-plated flange kit	
<b>5GFLANGB</b>	Surface mount Black flange kit	
<b>5GBKT1</b>	"L" bracket, for use with grommet mount lighthead only	

<b>508E Series Linear &amp; Halogen Series</b>		
<b>508TRIM</b>	Chrome-plated flange cover	
<b>600 Series</b>		
<b>64FKIT</b>	Mounting kit to convert 600 series to fit in old-style 64 Series hole cutouts	
<b>6FLANGEB</b>	Black flange kit	
<b>6EFLANGE</b>	Chrome-plated flange kit	
<b>6EHLTMK</b>	Headlight mounting kit for ATI & KD housing. Includes bracket & hardware	
<b>PLAST3V</b>	Flange, Chrome-plated three light vertical	
<b>PLAST4V</b>	Flange, Chrome-plated four light vertical	
<b>PLAST4VL</b>	Flange, Chrome-plated four light vertical, 5mm LED and Super-LED Only	
<b>CAST1L</b>	Polished aluminum housing for horizontal mounting, 1 lamp	
<b>CAST3</b>	Polished aluminum housing for vertical mounting, 3 lamp	



<b>CAST3H</b>	Polished aluminum housing for horizontal mounting, 3 lamp	
<b>CAST4V</b>	Polished aluminum housing for vertical mounting, 4 Lamp	
<b>700 Series</b>		
<b>7FLANGEB</b>	Black flange kit	
<b>7EFLANGE</b>	Chrome-plated flange kit	
<b>7EGRILP</b>	Grille-Master™ Chrome housing kit with swivel bracket for linear strobe & LED only	
<b>7EGRILB</b>	Grille-Master Black housing kit with swivel bracket for linear strobe & LED only	
<b>7PLAST1C</b>	Composite housing, one lamp	
<b>7CAST1</b>	Polished cast aluminum housing, 1 lamp (not for use with 702*S0*U)	
<b>7CAST3</b>	Polished cast aluminum housing, 3 lamps (not for use with 702*S0*U)	
<b>73FKIT</b>	Mounting kit to convert 700 Series to fit in old style 73 Series hole cutouts	
<b>7GIKT1</b>	Polished grille housing kit for 4300/4400 International® chassis only, no grille modification required, pair	
<b>7GCV6LRC</b>	Grille mount Chrome housing for 2006-2011 Chevy Express Van, Super-LED & 5mm will surface mount, pair	

<b>810 Linear Strobe &amp; Halogen Series</b>		
<b>810TRIM</b>	Chrome-plated flange cover	
<b>900 Series</b>		
<b>9FLANGEB</b>	Black flange kit for 900 series (not for use with 900 Super-LED Series)	
<b>9EFLANGE</b>	Chrome-plated flange kit for 900 series (not for use with 900 Super-LED Series)	
<b>87241L3</b>	Chrome-plated flange kit for 2012 Mercedes and Freightliner Sprinters, front driver-side	
<b>87241R3</b>	Chrome-plated flange kit for 2012 Mercedes and Freightliner Sprinters, front passenger-side	
<b>87242L3</b>	Chrome-Plated Flange Kit for 2012 Mercedes and Freightliner Sprinters, rear driver-side	
<b>87242R3</b>	Chrome-plated flange kit for 2012 Mercedes and Freightliner Sprinters, rear passenger-side	
<b>97FKIT</b>	Mounting kit to convert 900 Series to fit in old style 97 Series hole cutouts	
<b>Vertex™ &amp; Vertex Competitor Series™</b>		
<b>VTXFB</b>	Flange kit, surface mount, Black	
<b>VTXFC</b>	Flange kit, surface mount, Chrome	
<b>VTCFB</b>	Flange kit, surface mount, Black	
<b>VTCFC</b>	Flange kit, surface mount, Chrome	
<b>ION™ &amp; ION Wide Angle Series</b>		
<b>IONK1B</b>	Optional swivel mount bracket, Black	

# LIGHTHEAD MOUNTING














(Lightheads Purchased Separately)

IONK1W	Optional swivel mount bracket, White	
IONGROM	Grommet mount kit	
IONPEDB	Pedestal mount kit, Black	
IONPEDC	Pedestal mount kit, Chrome	
IONBKT1	Optional universal license plate bracket for 2 ION™ lightheads, horizontal mount	
IONBKT2	Optional rear hatch mounting brackets (pair) for 2013 Ford Police Interceptor Utility, requires six ION Series lightheads	
<b>M2 &amp; M2 Wide Angle Series</b>		
M2FC	Flange, Chrome	
M2FB	Flange, Black	
M2GROM	Grommet mount for M2	
M2PEDB	Pedestal mount kit, Black	
M2PEDC	Pedestal mount kit, Chrome	
<b>M4 Series</b>		
M4FC	Flange, Chrome	
M4FB	Flange, Black	
M4FC400	Flange, Chrome, adapts M4 to 400 Series mounting	
M4BRUSH	Brush guard, Black	

M4GM2LRC	Grille mount Chrome housing, For 2005-2011 Freightliner M2 Series, pair	
M4IM2LRC	Intersector (fender) mount Chrome housing for 2009-2011 Freightliner M2 Series	
M4BKT1	Optional Ford Crown Victoria trunk mount bracket for M4 Series, pair	
<b>M6 Series</b>		
M6FC	Flange, Chrome	
M6FB	Flange, Black	
M6P15C	15° angled surface mount housing, Chrome	
M6P15B	15° angled surface mount housing, Black	
M6FC600	Flange, Chrome, adapts M6 to 600 Series mounting	
M6BRUSH	Brush guard, Black	
M6HDLMTK	Headlight mounting kit for ATI & KD housings, includes hardware	
M6FCV2	Flange, Chrome, two light, vertical	
M6FCV3	Flange, Chrome, three light, vertical	































M6FCV4	Flange, Chrome, four light, vertical	
<b>M7 Series</b>		
M7FC	Flange, Chrome	
M7FB	Flange, Black	
M7FC700	Flange, Chrome, adapts M7 to 700 Series mounting	
M7BRUSH	Brush guard, Black	
M7IC8C	Intersector™ (fender) mount Chrome housing, for 2005-2008 Chevy 4500/5500 Series, surface mount, pair	
M7GCV8C	Grille mount Chrome housing, for 2006-2011 Chevy Express van, surface mount, pair	
M7ICV8C	Intersector (fender) mount Chrome housing, for 2006-2011 Chevy Express van, surface mount, pair	
<b>M9 Series</b>		
M9FC	Flange, Chrome	
M9FB	Flange, Black	
M9FC900	Flange, Chrome, adapts M9 to 900 Series mounting	
M9FCZ900	Flange, Chrome, adapts M9L2C scenelight only to 900 Series mounting	

M9BRUSH	Brush guard, Black	
<b>Mirror Mounted Super-LED® &amp; Linear-LED®</b>		
Mirror Mounted Lightheads for Chevy Caprice, Chevy Impala, Chevy Tahoe/Suburban, Dodge Charger, Ford Taurus, Police Interceptor, Ford Explorer, Police Interceptor Utility and Ford F-150. See Price List for Models.		
<b>Pioneer™ &amp; Pioneer Plus™ Series</b>		
Brow Mount brackets available for custom chassis, Spartan, Pierce, E-One, Ferrara, HME, Sutphen, KME, Seagrave and Lifeline.		
PBA0127	Brow mounting bracket, 2.75" radius	
PBA0130	Brow mounting bracket, 3" radius	
PBA106	Bail mount bracket, White, for single Pioneer (PFA1/PFP1)	
PBA206	Bail mount bracket, White, for dual Pioneer (PFA2/PFP2)	
PBA106V	Vertical bail mount bracket, White, for single Pioneer (PFA1/PFP1)	
PBA206V	Vertical bail mount bracket, White, for dual Pioneer (PFA2/PFP2)	
PBA103	Semi-recess housing with Chrome flange, mounts single Pioneer (PFA1/PFP1) straight or at a 15° angle	
PBA203	Semi-recess housing with Chrome flange, mounts dual Pioneer (PFA2/PFP2) straight or at a 15° angle	
PBAINTC	Brow mount brackets, center mount for International 4300, 4400, 7400 and Terrastar Chassis (Dual Pioneer Only)	
Pole/Pedestal Mount Adapter for Pioneer & Pioneer Plus are sold as a complete assembly, lighthead included. Please refer to the Pioneer & Pioneer Plus Catalog for details.		
<b>Pioneer™ Series &amp; Pioneer Plus™ Series, Lightbar Mount</b>		
PFA1LB1	One single PFA1 Pioneer center mounted for 55" and up	

# LIGHTHEAD MOUNTING

(Lightheads Purchased Separately)

<b>PFA1LB2</b>	Two single PFA1 Pioneers with mounting brackets for 72" and up	
<b>PFP1LB1</b>	One single PFP1 Pioneer center mounted for 55" and up	
<b>PFP1LB2</b>	Two single PFP1 Pioneers with mounting brackets for 72" and up	
<b>PFA2LB1</b>	One dual PFA2 Pioneer center mounted for 55" and up	
<b>PFA2LB2</b>	Two dual PFA2 Pioneers with mounting brackets for 72" and up	
<b>PFP2LB1</b>	One dual PFP2 Pioneer center mounted for 55" and up	
<b>PFP2LB2</b>	Two dual PFP2 Pioneers with mounting brackets for 72" and up	
<b>Pole Assemblies</b>		
For Pole Assemblies, See separate pole assemblies price list		
<b>Strip-Lite™</b>		
<b>PSBKT451</b>	45 degree mounting bracket for 1 Strip-Lite compartment light	
<b>PSBKT1</b>	Guard for use with or without single angle bracket	
<b>TIR3™ &amp; LIN3™</b>		
<b>RFLANGCD</b>	Deep, Chrome-plated mounting flange kit	
<b>RFLANGEA</b>	Cast aluminum mounting flange kit	
<b>RFLANG2B</b>	Black, dual surface mount flange kit for 2 TIR3 and/or LIN3 lightheads	
<b>RFLANG2C</b>	Chrome-plated, dual surface mount flange kit for two TIR3 and/or LIN3 lightheads	
<b>RGROMMET</b>	Grommet mount kit for TIR3 and LIN3	

<b>RBKT1</b>	Mounting bracket for one RS TIR3 or LIN3 lighthead (not for use with RV series)	
<b>RBKT2</b>	Mounting bracket for two RS TIR3 and/or LIN3 Lightheads (not for use with RV Series)	
<b>RBKT3</b>	Crown Victoria trunk mount bracket for two TIR3 and/or LIN3 lightheads, pair	
<b>RBKT4</b>	Swivel mounting bracket for one TIR3 or LIN3	
<b>RBKT5</b>	Under-the-sideview mirror mount for 2009-2012 Chevy Tahoe, 18° downward housing	
<b>RBKT6</b>	License plate bracket for two TIR3 or LIN3 horizontal mount	
<b>RBKT7</b>	License plate bracket for two TIR3 or LIN3, vertical mount	
<b>RBKT8B</b>	Fender mount for Freightliner M2 or International®, Black, pair	
<b>RBKT8C</b>	Fender mount for Freightliner M2 or International, Chrome, pair	
<b>RBKTHD1</b>	Harley-Davidson® side windshield mounting bracket kit. For use with one RV TIR3, stainless steel, includes RFLANGEC, each	
<b>RBKTHD2</b>	Harley-Davidson side (saddle bag) crash bar mounting bracket kit. For use with two RS TIR3 and/or LIN3 lightheads, stainless steel, includes RFLANG2C, each	
<b>RBKTHD3</b>	Harley-Davidson rear (saddle bag) crash bar mounting bracket kit. For use with two RS TIR3 and/or LIN3 lightheads, stainless steel, includes RFLANG2C, each	
<b>RBKTHD4L</b>	Harley-Davidson under radio box mounting bracket kit. For use with one RS TIR3 or LIN3 lighthead, stainless steel, includes RFLANGEC, road side, each	
<b>RBKTHD4R</b>	Harley-Davidson® under radio box mounting bracket kit. For use with one RS TIR3 or LIN3 lighthead, stainless steel, includes RFLANGEC, curb side, each	



<b>RBKTHD5</b>	Harley-Davidson under headlight mounting bracket kit. For use with one RS TIR3 or LIN3 lighthouse, stainless steel, includes RFLANGEC, each	
<b>RBKTHD6</b>	Harley-Davidson passing/fog light mounting bracket kit. For use with one RS TIR3 or LIN3 lighthouse, stainless steel, each	
<b>LINZ6™</b>		
<b>LINZ6FC</b>	Deep Chrome-plated mounting flange kit	
<b>L6BKT2</b>	Dodge Charger trunk mount bracket for two LINZ6 lighthouses, pair	
<b>L6BKT3</b>	46 degree push bumper bracket, each	
<b>L6BKT5</b>	Under-the-sideview mirror mount for 2009-2012 Chevy Tahoe, 18° downward housing	
<b>RBKT6</b>	License plate bracket for two LINZ6s, horizontal mount (Consider using LIN3™ mounting flange, purchased separately)	
<b>RBKT7</b>	License plate bracket for two LINZ6s, vertical mount (Consider using LIN3™ mounting flange, purchased separately)	
<b>LIN4KIT</b>	Mounting kit to convert LINZ6 Series to mount in SS*02ZCR/LIN4 location, includes Black flange.	
<b>V-Series Super-LED®</b>		
<b>V23P20B</b>	Black, angled surface mount housing	
<b>V23P20C</b>	Chrome, angled surface mount housing	
<b>V23PEDB</b>	Black, pedestal mount kit	
<b>V23PEDC</b>	Chrome, pedestal mount kit	

For information about Whelen Lighthouses, Pioneer Series Lighthouses or Pole Assemblies visit our website at [www.whelen.com](http://www.whelen.com) or request a copy of our Catalogs.



# WHELEN®

ENGINEERING COMPANY, INC.

51 Winthrop Road  
Chester, CT 06412-0684  
860-526-9504 • 860-526-4078  
[www.whelen.com](http://www.whelen.com)

Follow us on   

