

# TOWING AND RECOVERY LIGHTING SOLUTIONS



**MOBILE LIGHTING SOLUTIONS**

**WHERE DO YOU NEED LIGHT?**

[WWW.WILLBURT.COM](http://WWW.WILLBURT.COM)

NIGHT SCAN® POWERLITE HDT • NIGHT SCAN® POWERLITE PROFILER HDT • NIGHT SCAN® POWERLITE VERTICAL HDT • NIGHT SCAN® CHIEF



Will-Burt is the world's leading manufacturer of light towers. A new line of fully integrated mobile lighting towers, the Night Scan® HDT Series, has been designed specifically for the towing and recovery industry.

The Night Scan® HDT Series has been engineered and manufactured in the USA for the harsh environments and extreme conditions experienced by the towing industry. Field proven across the country and around the world, the Night Scan® HDT is ready to become an important tool in the heavy wrecker's arsenal of equipment, improving the safety and efficiency of recovery operations by turning night into day.

## THE ADVANTAGE OF THE NIGHT SCAN® HDT SERIES



- Safety of nighttime recovery operations is enhanced with 360° of overhead light...turning night into day!
- Speed of safe recovery operations is increased with lighting that is in place and on in 45 seconds
- Years of service with maintenance-free design
- Fast Return on Investment
  - Increase your Revenue
  - Average charge per hour = \$250
- Eliminates the need for a lighting trailer - light is always with the wrecker
- No generator required and self-contained system
- Retrofit to existing wrecker or install on a new build with small footprint
- Easy and fast operation with automatic deployment and stowing
- LED lights never need replaced

CONTENTS



NIGHT SCAN®  
POWERLITE HDT  
MODEL #721530052 .....4-5



NIGHT SCAN®  
POWERLITE VERTICAL HDT  
MODEL #720030005 .....8-9



NIGHT SCAN®  
POWERLITE PROFILER HDT  
MODEL #721530053 .....6-7



NIGHT SCAN®  
CHIEF  
MODEL #720712601..... 10



## NIGHT SCAN® POWERLITE HDT

The Will-Burt Night Scan® Powerlite HDT is a roof-mounted, fold-down light tower which requires no interior vehicle space. The dual banks of lights can provide 360° of recovery scene illumination by pointing in opposite directions. All tower and light functions are operated by an easy-to-use remote control. The Night Scan® Powerlite HDT fits perfectly on a standard storage box of a heavy wrecker.

MODEL NUMBER	721530052
Height extended	15 ft.
Weight	175 lbs.
Footprint of stowed system	77-1/8" L x 44-3/8" W x 12" H

### ESSENTIAL FEATURES

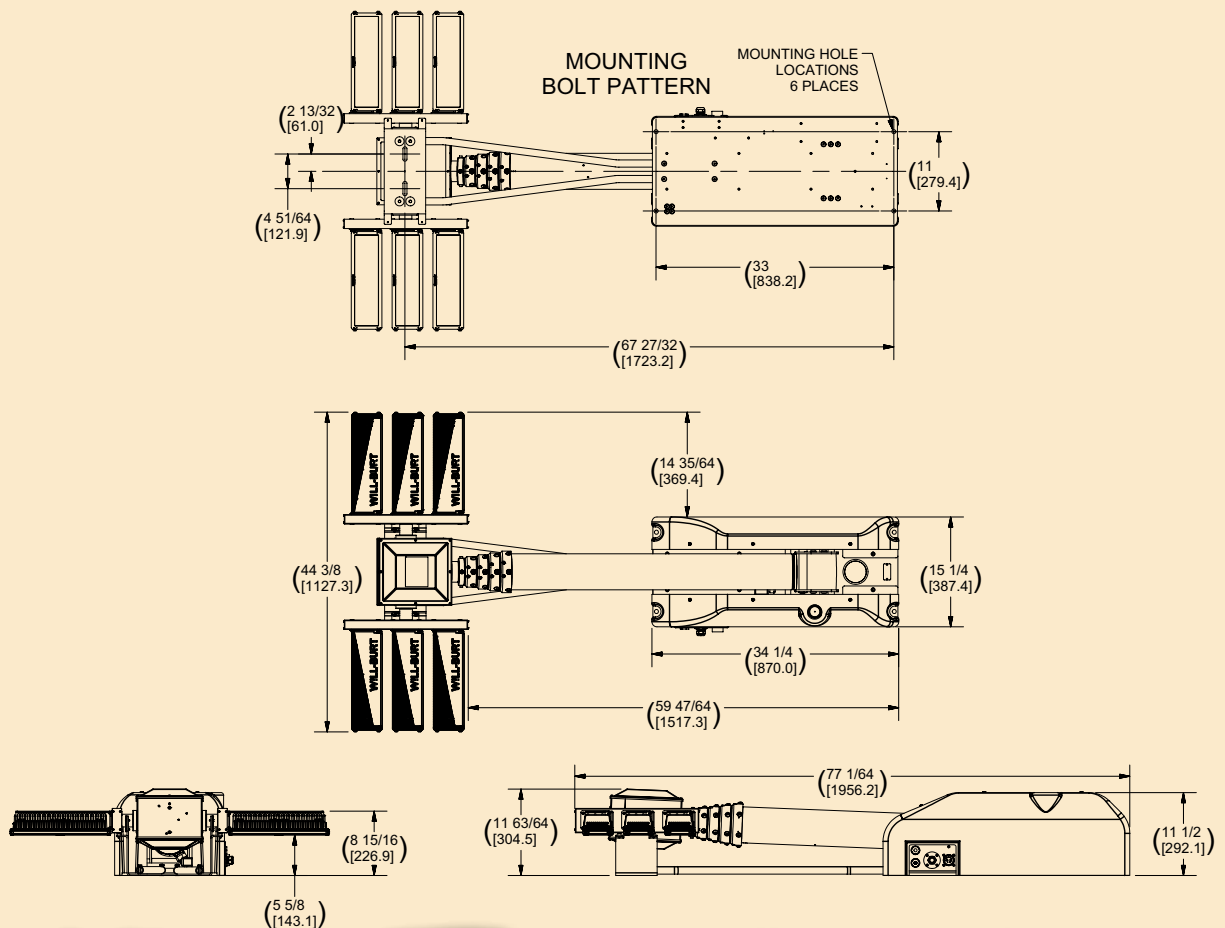
- Improves nighttime safety and efficiency
- Increases Revenue
- No generator required, works from vehicle power
- Combination Spot and Flood LED lights generate 84,000 lumens and never need replaced
- Full rotation and tilt of both banks of lights
- Rapid recovery scene illumination in 45 seconds with the touch of one button
- Includes everything needed for installation
- For new installs or retrofit



NIGHT SCAN®  
POWERLITE  
WIRED REMOTE



# NIGHT SCAN® POWERLITE HDT



# NIGHT SCAN® POWERLITE PROFILER HDT

The Night Scan® Powerlite Profiler HDT is a compact space-saving option for the Night Scan® Powerlite HDT. Instead of two banks of lights, the Night Scan® Profiler HDT features a single 3 light stack that is only 20-1/4" wide. While the Profiler is narrower in size, it provides a full 42,000 lumens of scene illumination. The Profiler has all of the same features as the Night Scan® Powerlite with the exception of the ability to direct light in opposite directions.

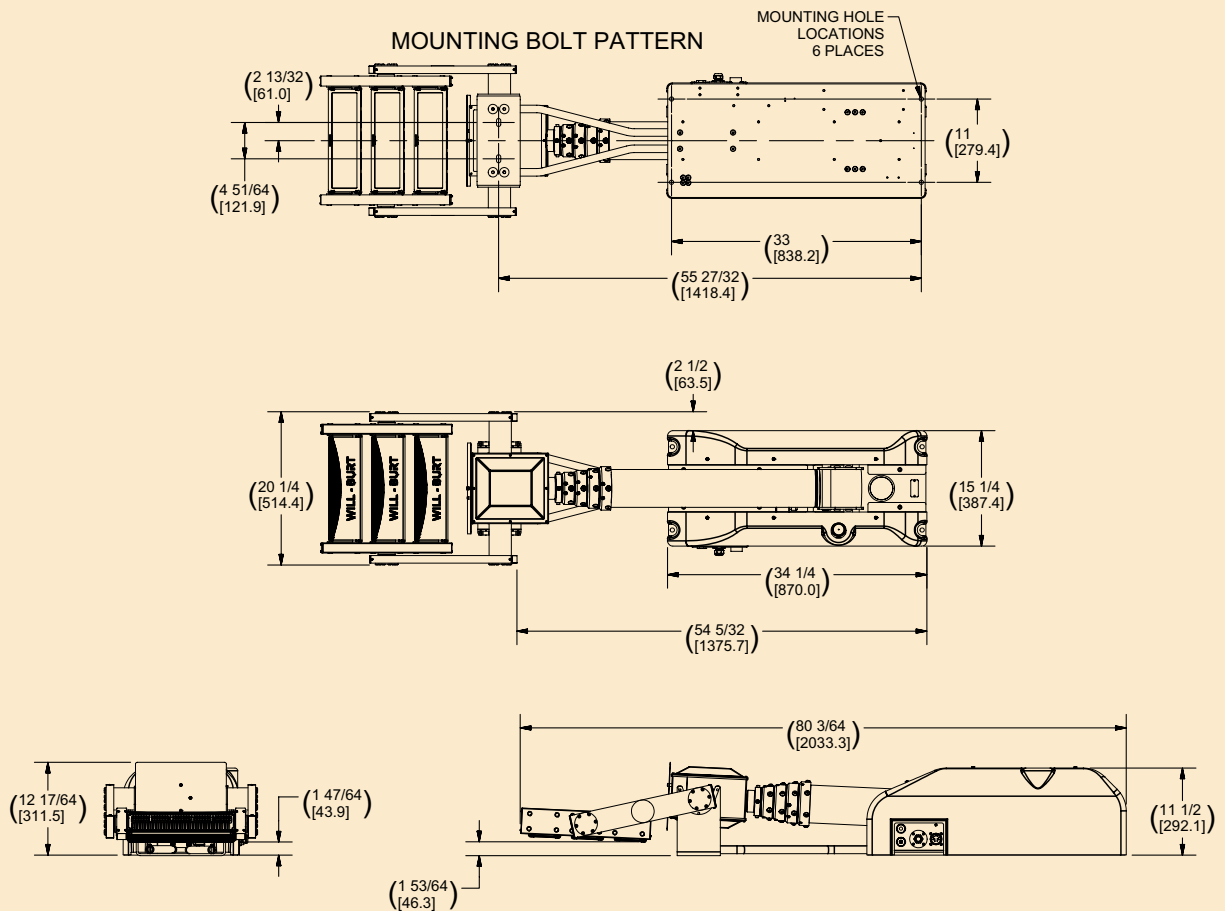
MODEL NUMBER	721530053
Height extended	12 ft.
Weight	165 lbs.
Footprint of stowed system	80-1/4" L x 20-1/4" W x 12" D

## ESSENTIAL FEATURES

- Improves nighttime safety and efficiency
- Increases Revenue
- No generator required, works from vehicle power
- Narrow profile saves space
- Combination Spot and Flood LED lights generate 42,000 lumens and never need replaced
- Full rotation and tilt control of lights
- Rapid recovery scene illumination in 45 seconds with the touch of one button
- Includes everything needed for installation
- For new installs or retrofit



# NIGHT SCAN® POWERLITE PROFILER HDT





# NIGHT SCAN® POWERLITE VERTICAL HDT

The Will-Burt Night Scan® Powerlite Vertical HDT is designed to fit between the cab and toolbox of a heavy wrecker. The vertical tower allows installation in areas where a large flat surface is not available but no interior cab space is required. The dual banks of lights can provide 360° of recovery scene illumination by pointing in opposite directions. All tower and light functions are operated by an easy-to-use remote control.

MODEL NUMBER	720030005
Height extended	15 ft.
Weight	170 lbs.
Footprint of stowed system	66-3/4" L x 44-3/8" W x 12" D

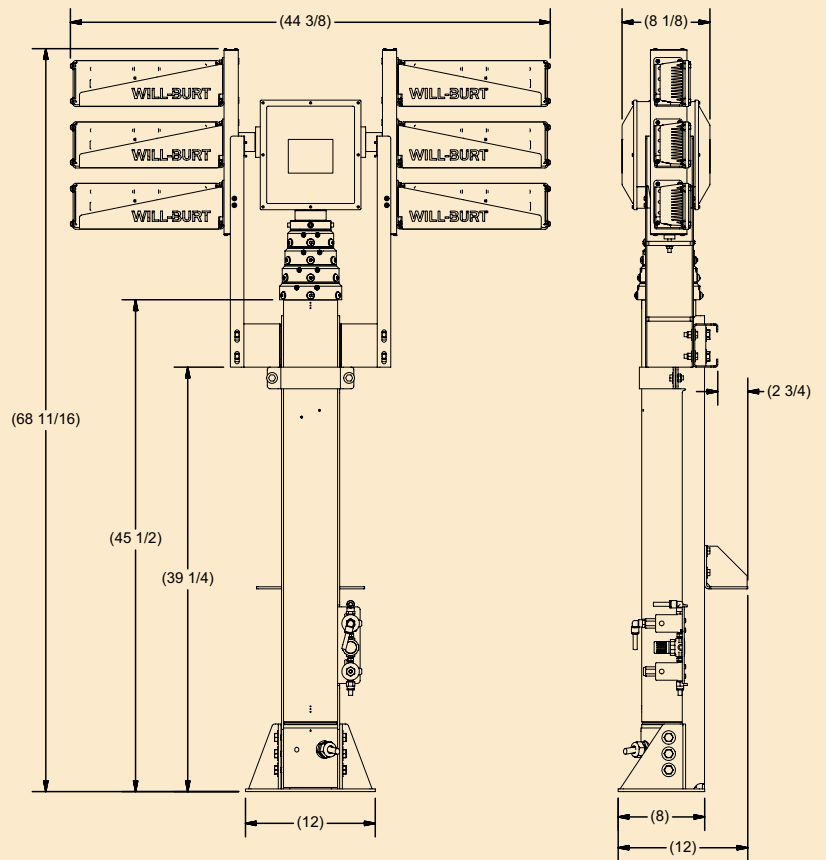
## ESSENTIAL FEATURES

- Improves nighttime safety and efficiency
- Increases Revenue
- No generator required, works from vehicle power
- Needs only 12" for installation
- Combination Spot and Flood LED lights generate 84,000 lumens and never need replaced
- Full rotation and tilt of both banks of lights
- Rapid recovery scene illumination in 45 seconds with the touch of one button
- Includes everything needed for installation
- For new installs or retrofit





# NIGHT SCAN® POWERLITE VERTICAL HDT



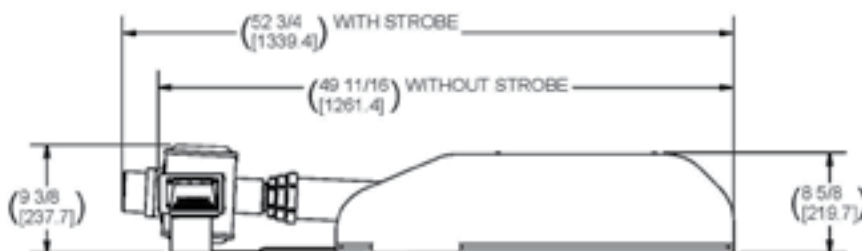
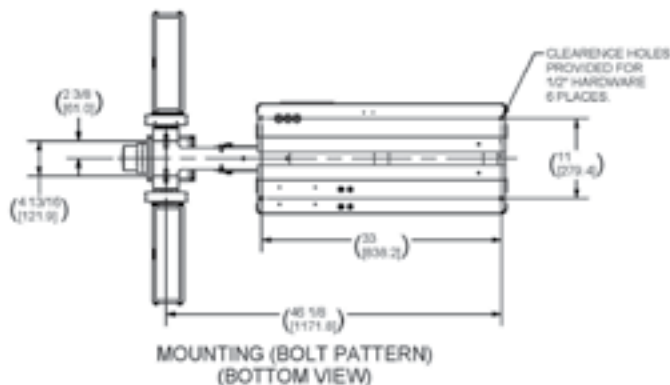
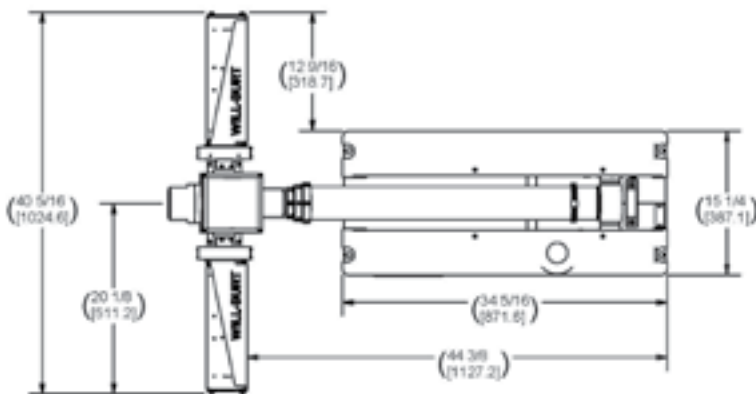
# NIGHT SCAN® CHIEF

The Will-Burt Night Scan® Chief is a roof-mounted, self-contained, fold-down light tower which requires no interior vehicle space. All tower and light functions are operated by an easy-to-use remote control. The Night Scan® Chief is compact, allowing it to easily fit on a utility vehicle.

MODEL NUMBER	720712601
Height extended	7.5 ft.
Weight	98 lbs.
Footprint of stowed system	52 3/4" L x 40-5/16" W x 8 5/8" D

## ESSENTIAL FEATURES

- Improves nighttime safety and efficiency
- Increase Revenue
- No generator required, works from vehicle power
- Combination Spot and Flood LED lights generate 28,000 lumens and never need replaced
- Full rotation and tilt of both lights
- Rapid recovery scene illumination
- Includes everything needed for installation
- Easily fits smaller utility vehicles
- For new installs or retrofit





CONTACT YOUR LOCAL SALES  
REPRESENTATIVE TODAY

**Mel Cindric**

Business Development Manager

**Office:** 330.684.4024

**Mobile:** 330.347.8622

**mcindric@willburt.com**

To request additional brochures, email: **towing@willburt.com**

*The Will-Burt Company, located in Orrville, Ohio, manufactures pneumatic and mechanical telescoping masts and light towers for the fire and rescue, towing, military, cellular and broadcast industries.*



**UNITED STATES**

**WORLD HEADQUARTERS**

169 S. Main St., Orrville, Ohio USA 44667  
Telephone: 330.682.7015  
Mast Customer Service: 330.684.4000  
Fax: 330.684.1190

**INTEGRATED TOWER SYSTEMS**

2703 Dawson Road, Tulsa, OK 74110  
Telephone: 800.850.8535  
Fax: 918.749.8537

**EUROPE**

**GEROH**

A Will-Burt Company  
Fischergasse 25  
91344 Waischenfeld, Germany  
Phone: +49-9202-18-0

**UNITED KINGDOM**

**UK SALES OFFICE**

Windmill Hill Business Park  
Whitehill Way  
Swindon SN5 6QR  
Telephone:  
+44 (0) 1793 441 475

**ASIA**

**SINGAPORE SALES OFFICE**

1 Fullerton Road,  
#02-01 One Fullerton,  
Singapore 049213  
Telephone: +65-6832 5689  
Fax: +65-6722 0664