

DIVERSIFIED PRODUCTS MFG.

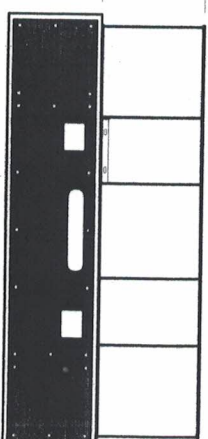
8330 Atlantic Blvd., Jacksonville, FL 32211
Sales@Pushbumper.com (904)724-0310

SHEET #
1 OF 1

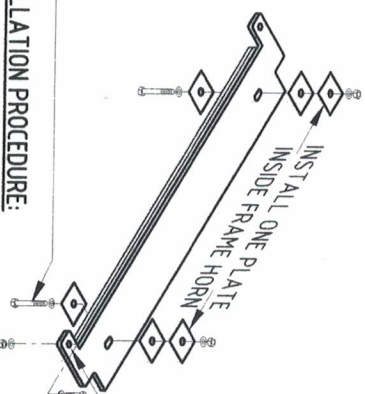
PB-9500T - I SERIES PUSHBUMPER

PART #	SUGGESTED APPLICATION	WEIGHT	BUMPER SIZE
PB-9500T-1	2023+ FORD F250/350 4x4	281	78 1/4 x 17
PB-9500T-1C	2023+ FORD F250/350 4x4 w/GRILLE GUARD	326	78 1/4 x 17
PB-9500T-1D	2023+ FORD F250/350 4x4 w/HD GRILLE GUARD	346	78 1/4 x 17

C = 20 1/2
D = 20 1/2



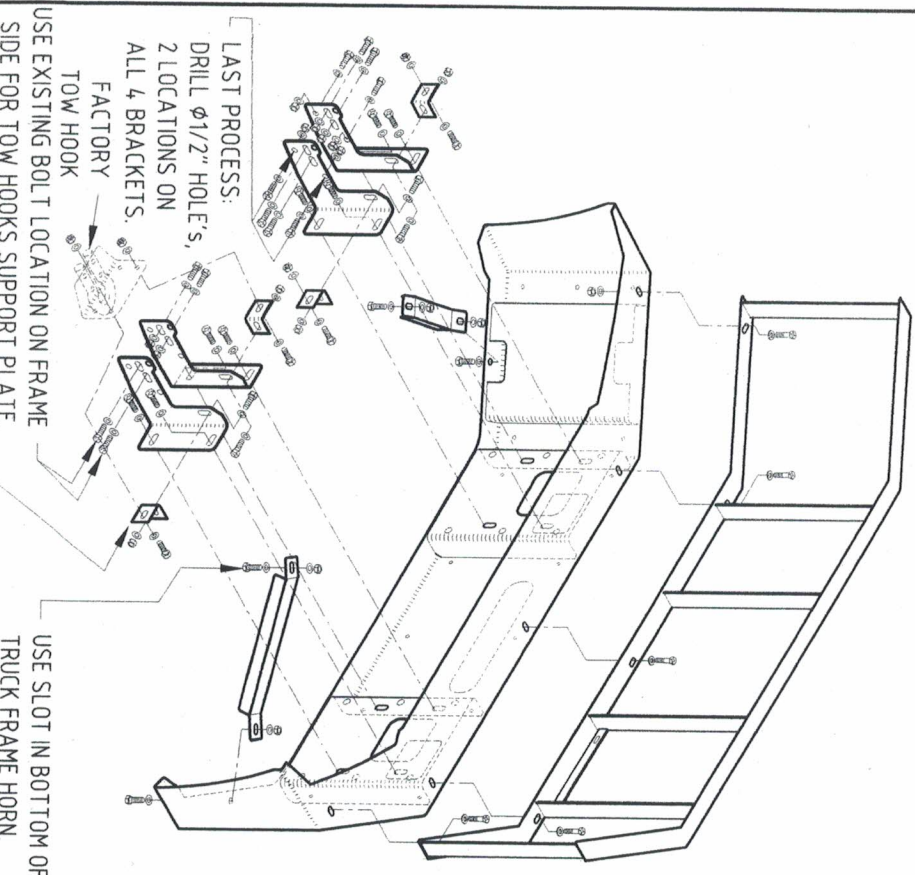
OPTIONAL WEIGHT PLATE KIT
155 LBS w/ 50 lb. ADD ON WEIGHT
PLATES AVAILABLE.



RELOCATE FRAME BRACE
MOUNTING TO THIS HOLE.

INSTALLATION PROCEDURE:

1. Remove factory side braces from the frame horns to the outside of bumper.
2. Unbolt the factory bumper and remove it. Do not remove Tow hooks.
3. Bolt new bumper brackets to truck frame horn using bolts on sides of frame horns by tow hooks. Position brackets with bolts in the middle of the slots to start. Snug but do not tighten bolts now. Loosely bolt 4 bracket supports to 4 bumper brackets. Install optional weight plate as shown. (if being used)
4. Position the bumper top 1/2" below the bottom of the trucks head light assembly.
5. Loosely bolt bumper brackets to bumper.
6. Loosely bolt on side frame braces to hole in the bottom lip of the pushbumper. Attach other end to slot in bottom of the frame horn or provided hole in weight plate when it is used.
7. Align bumper for proper fit and securely tighten frame to bumper bracket bolts before tightening the remaining bolts.
8. Shimming may be required to align bumper due to truck body and frame tolerances.
9. Drill 2 holes in frame thru provided holes in each bumper bracket & add bolts.



LAST PROCESS:

DRILL $\phi 1/2$ " HOLES,
2 LOCATIONS ON
ALL 4 BRACKETS.

FACTORY
TOW HOOK

USE EXISTING BOLT LOCATION ON FRAME
SIDE FOR TOW HOOKS SUPPORT PLATE.
TYP. EACH SIDE OF FRAME HORN.

USE SLOT IN BOTTOM OF
TRUCK FRAME HORN.

BRACKET SUPPORTS 4 PCS

IMPORTANT NOTE:

Use CAUTION on Air Bag equipped vehicles. Avoid impact which could activate the air bag sensor while pushing.

DJR
8/17/23