

10 Series GEN II Carrier



10 Series GEN II Carrier


1.5" Lower Deck Height

LCG 120" Slide Back Cylinder

LCG Hydraulic Valves

12.9 Degree Load Angle

SST Option Reduces Approach Additional 3.5 Degrees




New LCG Style Hinge




10 Series GEN II Carrier



LCG Style Control Stations



LCG Style Tail Light Housings



New Roller Style Bed Locks



Improved Wheel Lift Height

Outboard Tilt Cylinders

Ford F-550	19'	120 CA
Dodge 5500	19.5'	120 – 126 CA

Inboard Mounted Cylinders

M2, Hino, F-650, Navistar	21'	138 CA
Peterbilt, Kenworth	21.5'	144 CA
	22'	150 CA