





344 CONTAINER TRAILER



• Chain Drive Load System



• Recessed Chain Trough with Clean Out Holes



**Three Recovery Systems --
Chain Drive, 12,000 lb Winch
or 20,000 lb Winch**



• Easy to Operate, Well-Lit Control Panel



• Enclosed Approach Design to Prevent Collecting
Dirt and Rocks

PROVEN SOLUTIONS FOR YOUR HAULING NEEDS!
1-800-428-5655 | www.landoll.com/trailers



STANDARD & OPTIONAL EQUIPMENT / FEATURES

Model 344 Container Trailer

The **Landoll 344** container moving trailer is designed for full-tilt operation featuring a solid flat platform. A big brother to the well-known Landoll 343, the 344 is a more rugged fifth wheel hydraulic sliding axle trailer. The trailer features air suspension, dual wheels and tandem axles at a 49 inch spread.


MODEL 344	7.5 TON	15,000 lb
Specifications (*Manufacturer's Estimates)		
*Base Weight	17,000 lb +/- 3% (43')	
Capacity	15,000 lb	
Deck Rating	15,000 lb in 20'	
Tires	255/70R 22.5 LRH Double Coin	
Wheels	Hub Pilot 22.5x8.25	
Axles	(2) - 25,000 lb Dual Tire Oil Bath Bearings	
Suspension	Air Ride 22,500 lb Capacity	
Brakes	16½ x 7 Full Air / Spring Brakes, ABS 4S2M	
Dimensional Standards		
Lengths	43', 46', 50'	
Width	102"	
Deck Height (At Axle Location)	48" (45" Fifth Wheel)	
Pin Setting / Swing Clearance	18" / 78"	
Load Angle	12 Degrees	
Equipment Standards		
Lockable Storage Box	(1) 42" W x 28" D x 9" T Under Deck Mounted	
Gear Box Chain Drive Load System	Chain Drive Line Pull 12,000 lb	
Chain Handling Package	Front Chain Bridle	
Tie - Downs	Tie Down Package in Skid Plate	
Wireless Remote Control	Standard	
Centering Boards	Standard	
Central Grease System	Standard	
Park Stands	Jost Two Speed	
Lights / Wiring Harness	Grote Rubber Mounted LED Lighting, Grote "Xtreme" Wiring Harness (7-Year Warranty)	
Finish	TGIC Polyester Powder Coat White, Black, Yellow, Blue, Red, Green, Sapphire Blue, Dark Gray	

MODEL 344	7.5 TON	15,000 lb
Optional Features / Equipment		
Planetary Winch	12,000 lb or 20,000 lb	
Bolt-On Strap Ratchets	Optional	
Toe Boards	Optional	
Tires, 235/75R 17.5 Double Coin LRJ	Optional	
Stop / Lock Blocks	Optional	
Work Zone Lighting	Optional	
PSI Tire Inflation System	Optional	
Pin Drop Parking Stands	Optional	
Front Ladder LH / RH / Both	Optional	
Hydraulic Engine Package - 25HP Kohler	Optional	
Hot Dip Galvanizing	Optional	
Paint Over Galvanizing	Optional	
Special Paint	As Requested	

Pictures and content may include optional equipment and/or standard features that may not be standard on all models. Specification and design subject to change without notice. Weights and measurements are best estimates and should not be treated as actual. There are other features and optional equipment available. If you have any questions, consult the factory. Capacity ratings are frame capacities only. Actual load capacities may be restricted by factors such as gross axle weight ratings (GAWR) or state and federal regulations.




• Tandem Axles at 49" Spread



• Stop / Lock Blocks Option



• 6 Tail Light System



• Tie Downs on Approach Plate



1900 North Street | Marysville, KS 66508 | Phone: 785-562-5381 | Fax: 888-293-6779

344Container - 0824

CALL 1-800-428-5655
REMEMBER: QUALITY IS ALWAYS A BARGAIN!



SCAN FOR MORE