



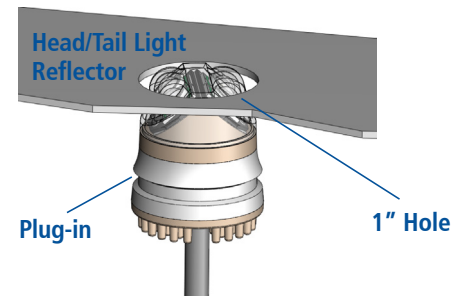
DIRECTIONAL LEDS



9031 SERIES

Hide-A-LED™ Concealed Warning

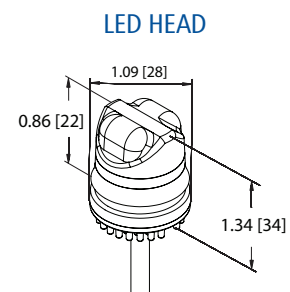
The 9031 series is a high-intensity directional LED warning light specifically designed for vehicle headlight and tail-light applications. The optic design produces wide angle light dispersion and maximizes secondary light output reflected off the vehicle light casing. In addition, the LEDs' low profile allows mounting in small, confined light casings typical of tail lights and modern vehicle headlights. The LED design offers major advantages over strobe versions. All control electronics are situated in a sealed, in-line driver module so no remote power supply is required. 16 flash patterns are included and multiple units can be synchronized to flash alternately or simultaneously. Additional benefits of LED technology include high intensity light output, low current draw and a long and maintenance-free service life. And, they're covered by a full 5-year warranty.



Models

PART NO.	TYPE	ILLUMINATION COLOR OPTIONS
9031X	4 LED, 1 Head	■ A ■ B C ■ R
9022XX	4 LED, 2 Head	 AA BB CC RR

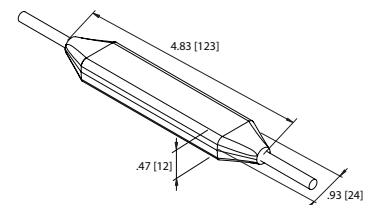
Replace "X" in part number with desired color: A=amber, B=blue, C=clear, R=red



Features and Benefits

- 12-24 VDC, 0.5 Amps
- 1" hole mount
- Four 1-watt high-intensity LEDs per head provide exceptional warning
- Wide-angle light dispersion maximizes light casing reflection
- 16 flash patterns including single, double, triple, quad, deci and cycle all
- Multiple heads are synchronizable (simultaneous or alternating operation)
- Colorless when not illuminated
- In-line waterproof driver module eliminates the need for a remote power supply
- UV stabilized polycarbonate lens, nickel plated housing and 9' cable

DRIVER MODULE



Flash Patterns

Flash patterns are selected by touching the blue wire momentarily to power; the LED head will cycle through the available patterns.

STANDARD PATTERNS			
#	PATTERNS	FREQUENCY	DESCRIPTION
1	Quad Flash	1.25 Hz	75 Quad FPM
2	Double Flash	1.25 Hz	75 Double FPM
3	Triple Flash	1.25 Hz	92.3 Triple FPM
4	Deciblast	1.25 Hz	85.5 Deci FPM
5	Single Flash	1.25 Hz	75 Single FPM
6	Mega Flash	1.25 Hz	114 Single FPM
7	Triple+Burst	1.25 Hz	82.5 Triple + Burst FPM
8	Steady On		Steady On

CYCLE PATTERNS			
#	PATTERNS	FREQUENCY	DESCRIPTION
9	Cycle All		Cycle through patterns 1 to 7
10	Double-Triple + Burst		2 Double, 2 Triple + Burst cycle
11	Cycle Classic		1 Double, 1 Quad, 2 Mega cycle
12	Quad-Mega		3 Quad, 4 Mega cycle
13	Single-Quad		2 Single, 2 Quad cycle
14	DeciBlast-Quad		2 DeciBlast, 2 Quad cycle
15	Single-Triple-DeciBlast		2 Single, 2 Triple, 2 DeciBlast cycle
16	Mega-Triple+Burst		1 Mega, 1 Triple+Burst cycle

Alternating/Simultaneous Flash Selection

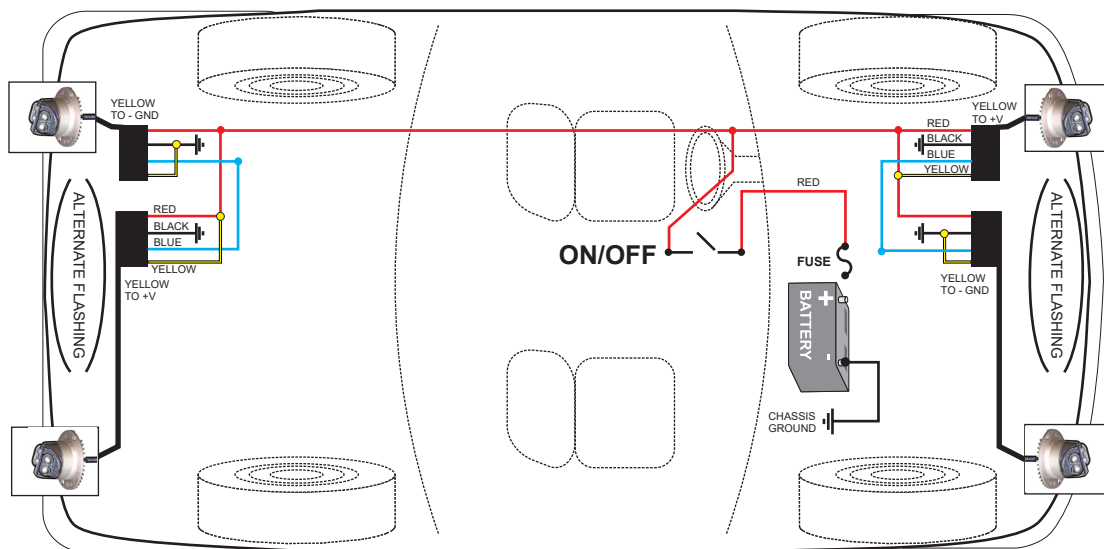
The yellow wire on each LED head is used to determine alternating or simultaneous operation with other heads in the system that are connected using the blue wire. The yellow wire has no function when 'Steady On' flash pattern is selected.

- Connect the YELLOW wire to either POWER or GROUND
- Heads with YELLOW connected to POWER fire SIMULTANEOUSLY with other heads connected to POWER
- Heads with YELLOW connected to GROUND fire SIMULTANEOUSLY with other heads connected to GROUND
- Heads with YELLOW connected to POWER fire ALTERNATELY with other heads connected to GROUND

Note: The blue wires of all LED heads must be connected together for the alternating/simultaneous function to operate.

Wiring Diagram

The diagram below shows a typical installation of 4 HIDE-A-LEDs™ using an on/off switch. The left and right side heads are configured to flash alternately with each other using the blue wire to connect the two with the yellow wire on one connected to ground and the yellow wire on the other connected to power.



The front and rear heads are configured to flash independently of each other. In order to have the front and rear heads flash in synchronization, the blue wires from all units must be connected. The yellow wire can then be used to determine either alternate or simultaneous flash between each unit in the system by connecting to either power or ground.