



# O2 Cylinder Mount P/N K5044


# INSTALLATION INSTRUCTIONS

For additional assistance call 888-514-0083 between 8AM-5PM EST or email: info@pactoolmounts.com



## CAUTION



To avoid the risk of personal injury, property damage or product damage, please use the included fasteners for mounting.

- \* The bracket must be securely mounted to a stable surface and material.
- \* When mounting bracket to PAC TRAC aluminum products **P/N 7000**, **P/N 7020**, **P/N 7040**, **P/N 7050** with the included Trac Lok inserts **P/N 7016**, torque the screws to a maximum 15 in-lbs.
- \* PAC recommends regular and frequent inspections to be certain of proper operation and installation.



VERTICAL OR HORIZONTAL MOUNT

MTG. HARDWARE for PAC TRAC		QTY
 P/N 2049	#10-24 x 3/4 S.S. S.S. Pan Head Screw	2
 P/N 7016	Trac Lok Insert	2

STANDARD MTG. HARDWARE		QTY
 P/N 2098	1/4-20 x 3/4 S.S. S.S. Pan Head Screw	2
 P/N 2069LN	1/4-20 Nylon Locking Nut	2

USE ANY (2) MOUNTING LOCATIONS

17/64" DIA.

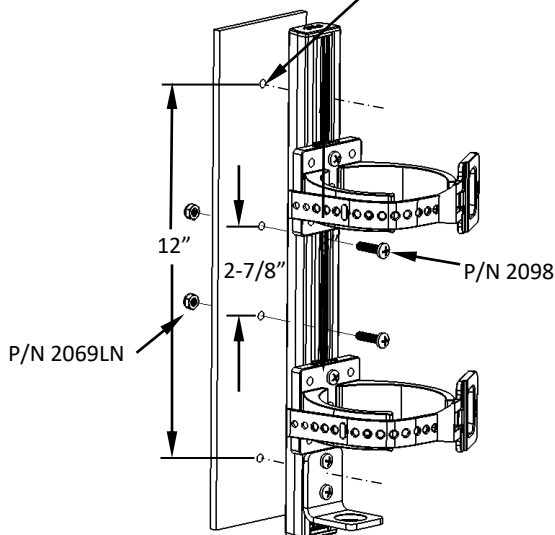


FIGURE 1

(Thru Mounting Method)

USE ANY (2) MOUNTING LOCATIONS HORIZONTALLY  
OR VERTICALLY IN PAC TRAC GROOVES

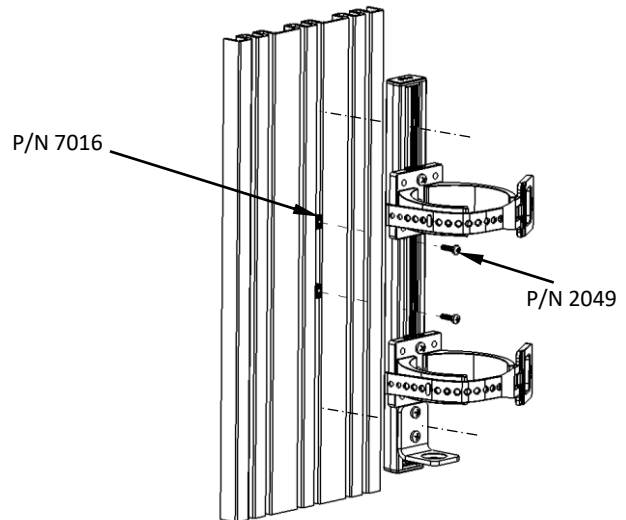


FIGURE 2

(PAC TRAC Mounting)