




**Package Contents:**

- (1) TAB003 - Universal Tablet Push-Button Holder
- (1) SP-RM250 - Robust Mount Shaft - 3.75" 25mm (1 inch) Ball Compatible
- (1) SP1420MAG25 - Magnetic Base with 25mm (1 inch) Ball Adapter
- (1) APRM2T - 25mm (1 inch) Ball to Dual T-Tab Adapter


**Device Compatibility:**

Compatible with tablets 9"-12" screen size.

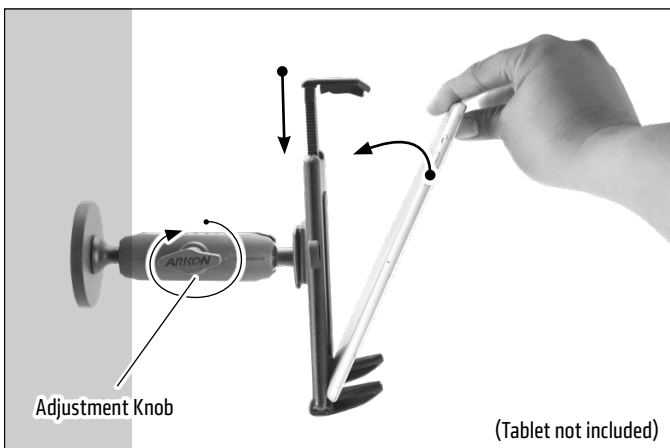
- 1** Attach pedestal to the metal mounting surface through the magnetic base.




- 2** Attach the tablet holder by sliding the Dual T-Tabs on the pedestal head into the Dual T-Slots of the holder.



- 3** Insert tablet into the holder. Adjust the top of the holder to fit the tablet. Loosen adjustment knob to reposition shaft, retighten to desired position.



**Note:** To remove the tablet, press the quick release button on the side of the holder.



**Safety Precautions**

Arkon is not responsible for any damages caused to your vehicle, your device, or yourself due to the installation or use of this mount. Do not install Arkon products over an air bag cover or within the air bag deployment zone. Arkon Resources, Inc. assumes no responsibility of liability for injury or death as a result of car crashes and/or air bag deployment.

**ARKON MOUNTS**

**Consumer Hotline:**

USA (800) 841-0884  
 INT'L (626) 254-9005  
 Monday - Friday 9 am - 5 pm, PST

[www.arkon.com](http://www.arkon.com)

Arcadia, CA 91006 USA

Designed in USA | Made in Taiwan and USA

© Copyright 2020 Arkon Resources, Inc.