

Relay Installation Instructions

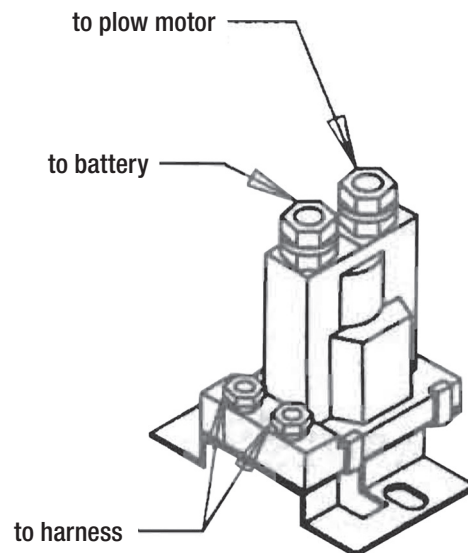
Solenoid Valve Hydraulic Systems

⚠ WARNING**INCORRECT INSTALLATION MAY SEVERELY DAMAGE IN CAB CONTROL CIRCUIT BOARD.**

A solenoid operated system has an in-cab touch pad or a hand held electric switch to control the hydraulic unit.

1. Remove BAT decal from relay.
2. Discard the short jumper wire shipped with relay.
3. Connect wires to the same terminals on the new relay as they were connected to the relay being replaced. (Fig. 1)

Fig. 1



Relay Installation Instructions

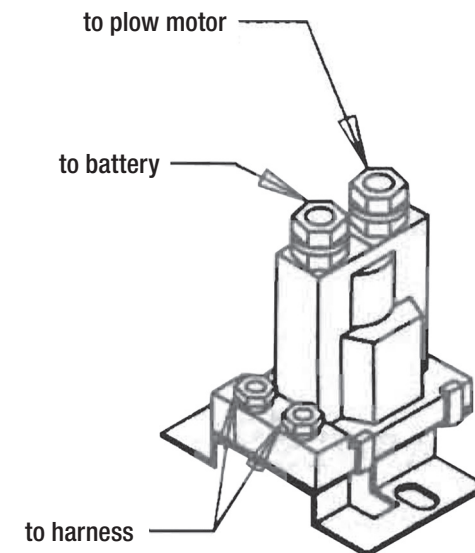
Solenoid Valve Hydraulic Systems

⚠ WARNING**INCORRECT INSTALLATION MAY SEVERELY DAMAGE IN CAB CONTROL CIRCUIT BOARD.**

A solenoid operated system has an in-cab touch pad or a hand held electric switch to control the hydraulic unit.

1. Remove BAT decal from relay.
2. Discard the short jumper wire shipped with relay.
3. Connect wires to the same terminals on the new relay as they were connected to the relay being replaced. (Fig. 1)

Fig. 1

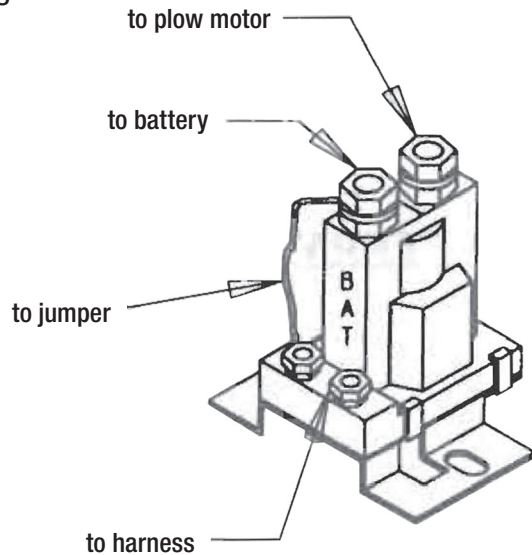


Cable Operated Hydraulic Systems

A cable operated system has an in-cab pedestal mounted control with two mechanical cables used to control the hydraulic unit.

1. Assemble jumper wire supplied with relay to small terminal shown in Fig. 2.
2. Place remaining end of jumper wire over the large relay terminal marked "BAT."
3. Connect wires to the same terminals on the new relay as they were connected to the relay being replaced. See Fig. 2.

Fig. 2



WARRANTY

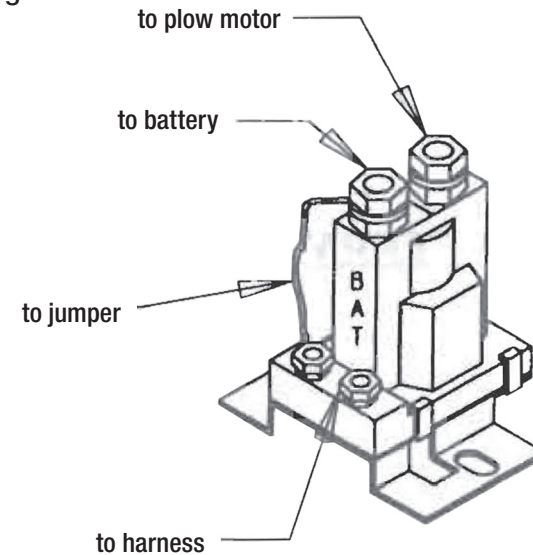
Buyers Products Co. warrants all truck/trailer hardware manufactured or distributed by it, to be free from defects in material and workmanship for a period of one year from date of shipment. Parts must be properly installed and used under normal conditions. Any product which has been altered, including modification, misuse, accident or lack of maintenance will not be considered under warranty. Normal wear is excluded. The sole responsibility of Buyers Products Co. under this warranty is limited to repairing or replacing any part or parts which are returned, prepaid, and are found to be defective by Buyers Products Co. Authorization from Buyers Products Co. must be obtained before returning any part. No charges for transportation or labor performed on Buyers' products will be allowed under this warranty.

Cable Operated Hydraulic Systems

A cable operated system has an in-cab pedestal mounted control with two mechanical cables used to control the hydraulic unit.

1. Assemble jumper wire supplied with relay to small terminal shown in Fig. 2.
2. Place remaining end of jumper wire over the large relay terminal marked "BAT."
3. Connect wires to the same terminals on the new relay as they were connected to the relay being replaced. See Fig. 2.

Fig. 2



WARRANTY

Buyers Products Co. warrants all truck/trailer hardware manufactured or distributed by it, to be free from defects in material and workmanship for a period of one year from date of shipment. Parts must be properly installed and used under normal conditions. Any product which has been altered, including modification, misuse, accident or lack of maintenance will not be considered under warranty. Normal wear is excluded. The sole responsibility of Buyers Products Co. under this warranty is limited to repairing or replacing any part or parts which are returned, prepaid, and are found to be defective by Buyers Products Co. Authorization from Buyers Products Co. must be obtained before returning any part. No charges for transportation or labor performed on Buyers' products will be allowed under this warranty.