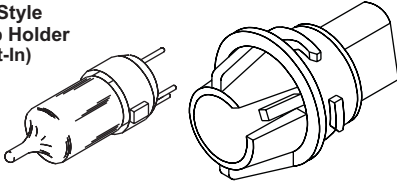
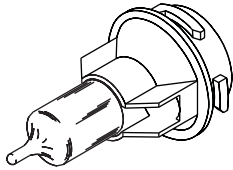


**When Changing the Bulb in INTERIOR LIGHT MODEL 8635CU**, If you have the old style socket with the one piece bulb/ socket, you will need to swap the positions of your RED and Black wires.

**New Style Lamp Holder (Twist-In)**



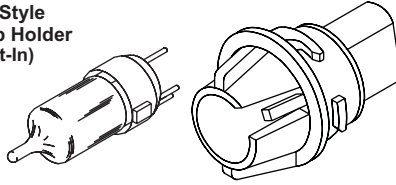
**Old Style Lamp Holder**



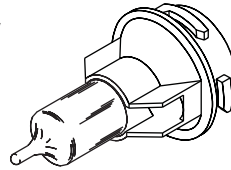
©1998 Whelen Engineering Company Inc.  
Form No.13309 (030398)

**When Changing the Bulb in INTERIOR LIGHT MODEL 8635CU**, If you have the old style socket with the one piece bulb/ socket, you will need to swap the positions of your RED and Black wires.

**New Style Lamp Holder (Twist-In)**



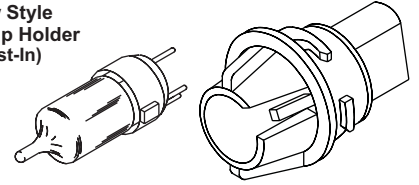
**Old Style Lamp Holder**



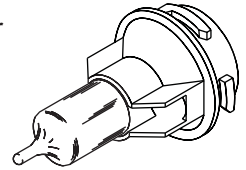
©1998 Whelen Engineering Company Inc.  
Form No.13309 (030398)

**When Changing the Bulb in INTERIOR LIGHT MODEL 8635CU**, If you have the old style socket with the one piece bulb/ socket, you will need to swap the positions of your RED and Black wires.

**New Style Lamp Holder (Twist-In)**



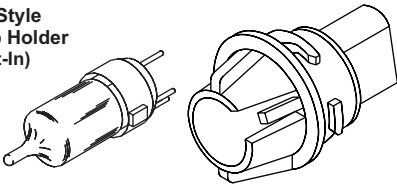
**Old Style Lamp Holder**



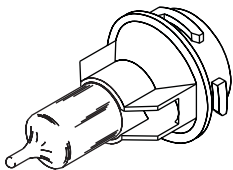
©1998 Whelen Engineering Company Inc.  
Form No.13309 (030398)

**When Changing the Bulb in INTERIOR LIGHT MODEL 8635CU**, If you have the old style socket with the one piece bulb/ socket, you will need to swap the positions of your RED and Black wires.

**New Style Lamp Holder (Twist-In)**



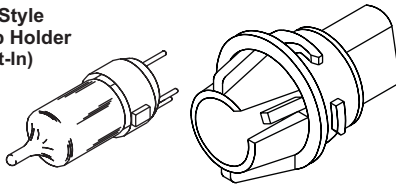
**Old Style Lamp Holder**



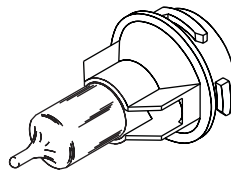
©1998 Whelen Engineering Company Inc.  
Form No.13309 (030398)

**When Changing the Bulb in INTERIOR LIGHT MODEL 8635CU**, If you have the old style socket with the one piece bulb/ socket, you will need to swap the positions of your RED and Black wires.

**New Style Lamp Holder (Twist-In)**



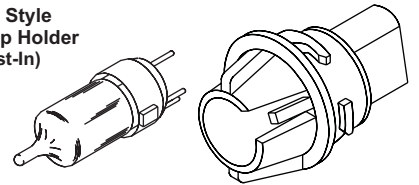
**Old Style Lamp Holder**



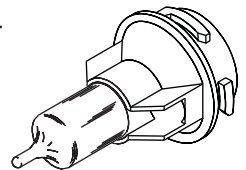
©1998 Whelen Engineering Company Inc.  
Form No.13309 (030398)

**When Changing the Bulb in INTERIOR LIGHT MODEL 8635CU**, If you have the old style socket with the one piece bulb/ socket, you will need to swap the positions of your RED and Black wires.

**New Style Lamp Holder (Twist-In)**



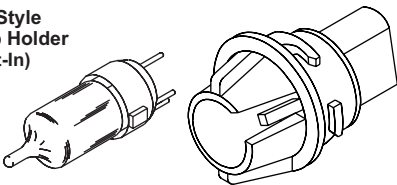
**Old Style Lamp Holder**



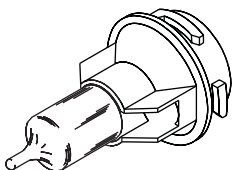
©1998 Whelen Engineering Company Inc.  
Form No.13309 (030398)

**When Changing the Bulb in INTERIOR LIGHT MODEL 8635CU**, If you have the old style socket with the one piece bulb/ socket, you will need to swap the positions of your RED and Black wires.

**New Style Lamp Holder (Twist-In)**



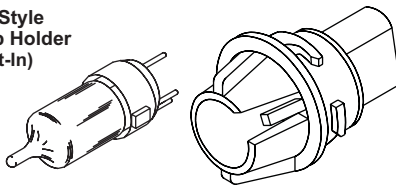
**Old Style Lamp Holder**



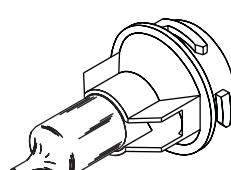
©1998 Whelen Engineering Company Inc.  
Form No.13309 (030398)

**When Changing the Bulb in INTERIOR LIGHT MODEL 8635CU**, If you have the old style socket with the one piece bulb/ socket, you will need to swap the positions of your RED and Black wires.

**New Style Lamp Holder (Twist-In)**



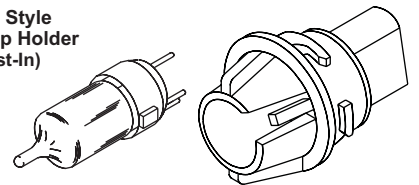
**Old Style Lamp Holder**



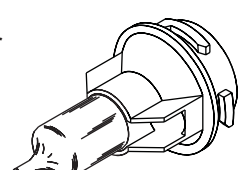
©1998 Whelen Engineering Company Inc.  
Form No.13309 (030398)

**When Changing the Bulb in INTERIOR LIGHT MODEL 8635CU**, If you have the old style socket with the one piece bulb/ socket, you will need to swap the positions of your RED and Black wires.

**New Style Lamp Holder (Twist-In)**



**Old Style Lamp Holder**



©1998 Whelen Engineering Company Inc.  
Form No.13309 (030398)