

# SPREADERS



**SALTDogg**<sup>®</sup>  
by **Buyers**  
**2013-2014**



Shown:  
SHPE 2250



WALK BEHINDS

TAIL GATE SPREADERS

V BOX SPREADERS

MUNICIPAL SPREADERS

# TABLE OF CONTENTS

Tailgate Spreaders .....	3-7
Electric Drive Spreaders.....	8-16
Gas Drive Spreaders.....	17
Municipal Gas or Hydraulic Drive Spreaders (Conveyor Driven).....	18
Municipal Hydraulic Drive Spreaders (Auger Driven).....	19
Municipal Hydraulic Drive Spreaders (Conveyor Driven) .....	20-21
Under Tailgate Spreaders .....	22-23
Replacement Tailgate Spreaders .....	24
Walk Behinds.....	25
Liquid Spray Systems .....	26-27
Accessories.....	28
How to Locate Replacement Parts .....	29
Specification Chart.....	30-31

## With a Footprint This Big, **We Cover** as Much Ground as **Winter** Does

When you need equipment that you can always depend on... equipment that is guaranteed to be reliable and flexible enough to handle any job, in any situation, no matter what winter might throw at you, you can count on Buyers.

In our 65-plus years, we've grown to be one of the largest manufacturers for mobile equipment and snow removal markets. Our vertically integrated manufacturing facilities ensure the highest quality standards from raw materials to finished products. Make Buyers your single source for spreaders, plows, and pushers.





# SUV TAILGATE SPREADERS

#1 ROCK SALT

FLOWGATE

ELECTRIC

AUGER ASSIST

## TGSUV1B Residential Use

*SUV, 1/2-ton and 3/4-ton trucks*

- Capacity: 4.4 cu. ft.
- Poly hopper, powder-coated steel frame
- Material spread up to 14'
- 1/8 HP, 12-Volt motor with auxiliary plug adapter
- Gravity feed with manual flowgate
- Mounting hardware for 1-1/2" and 2" receiver hitches



3001152 - Auxiliary Plug Adapter with on-off switch for TGSUV1B

## TGSUVPROA Light Commercial Use

*SUV, 1/2-ton and 3/4-ton trucks*

- Capacity: 4.4 cu. ft.
- Poly hopper, powder-coated steel frame
- Material spread up to 30'
- 1/2 HP, 12-Volt motor with variable speed controller
- Gravity feed with internal auger assist
- Mounting hardware for 2" receiver hitches
- Prewired for optional vibrator kit (3008241)



3011864 - Variable Speed Controller



Shown: TGSUVPROA

# TAILGATE SPREADERS

#1 ROCK SALT

AUGER ASSIST

ELECTRIC

## TGS01B

1/2-ton and 3/4-ton trucks

- Capacity: 8 cu. ft.
- Poly hopper, powder-coated steel frame
- Material spread up to 30'
- 12-Volt motor
- Prewired for optional vibrator kit (3008241)

### Mounting Options:

- Mount directly to step bumper (standard).
- Mount using optional receiver mount for a 2" receiver tube (0207005)



3011864 - Variable Speed Controller

## TGS05B

3/4-ton and 1-ton trucks

- Capacity: 10.79 cu. ft.
- Low-profile poly hopper, powder-coated steel frame
- Material spread up to 30'
- 12-Volt motor
- Prewired for optional vibrator kit (3008241)

### Mounting Options:

- Mount directly to step bumper (standard)
- Mount using optional receiver mount for a 2" receiver tube (0207005)
- Mount using the optional Wintergate Spreader Mount, allowing full bed access (025000A)



3011864 - Variable Speed Controller



# TAILGATE SPREADERS

#1 ROCK SALT

FLOWGATE

ELECTRIC

## TGS06

*3/4-ton and 1-ton trucks*

- Capacity: 10 cu. ft.
- Poly hopper, powder-coated steel frame
- Material spread up to 30'
- 12-Volt motor housed in a sealed chamber
- Mounts to any 2" hitch receiver (includes universal stake pocket attachment)
- Includes 80 lb. vibrator kit installed (300876)



3011864 - Variable Speed Controller



TGS06



# TAILGATE SPREADERS

**BULK SALT**

**AUGER**

**ELECTRIC**

**SAND/SALT MIX**

## TGS03

*1/2-ton and 3/4-ton trucks*

- Capacity: 8 cu. ft.
- Poly hopper, powder-coated steel frame
- Material spread up to 30'
- .4 HP, 12-Volt dual shaft gear motor
- Requires optional vibrator for salt/sand mix (3020340)
- Mounts on 2" Class 4 receiver with horizontal and vertical adjustments to rest on step bumper



3011864 - Variable Speed Controller



TGS03 Auger with Stainless Steel Trough



Prewired for Optional Vibrator Kit Shown Installed (3020340)



TGS03  
Patents Pending



# TAILGATE SPREADERS

**BULK SALT**

**AUGER**

**ELECTRIC**

**SAND/SALT MIX**

## TGS07

*3/4-ton and 1-ton trucks*

- Capacity: 11 cu. ft.
- Poly hopper, powder-coated steel frame
- Material spread up to 30'
- .4 HP, 12-Volt dual shaft gear motor
- Includes 200 lb. concealed vibrator
- Dual action lid
- Mounts on 2" Class 4 receiver with horizontal and vertical adjustments to rest on step bumper



3011864 - Variable Speed Controller



TGS07 Auger with Stainless Steel Trough



Standard Vibrator Shown



TGS07  
Patents Pending



# ELECTRIC DRIVE SALT & SAND SPREADERS

**BULK SALT**

**AUGER**

**ELECTRIC**

**SAND/SALT MIX**

## SHPE0750 Series

1/4 Ton, 1/2 Ton, 3/4 Ton Trucks  
& Utility Vehicles

- Capacity: 0.75 cu. yds.
- Double-wall poly-molded hopper
- Material spread up to 30'
- Two 12-Volt direct drive gear motors (.5 HP for auger; .25 HP for spinner)
- 2.5" dia. stainless steel auger and trough

- Spinner assembly can be easily removed for cleaning and storage
- Includes top screen, poly tarp and tie-down kit, 12-Volt, 200 lb. vibrator, spreader hold-down kit

### Options:

- Remote Grease Kit - Fits ALL SHPE spreaders (3022215)



3014199 - Variable Speed Controller



SHPE0750  
on Utility Vehicles





# ELECTRIC DRIVE SALT & SAND SPREADERS

BULK SALT

AUGER

ELECTRIC

SAND/SALT MIX

**NEW**

## SHPE1000 Series

1/4 Ton, 1/2 Ton, 3/4 Ton Trucks

- Capacity: 1.00 cu. yds
- Double-wall poly-molded hopper
- Material spread up to 30'
- Two 12-Volt direct drive gear motors (.5 HP for auger; .25 HP for spinner)
- 2.5" dia. stainless steel auger and trough
- Spinner assembly can be easily removed for cleaning and storage
- Includes top screen, poly tarp and tie-down kit, 12-Volt, 200 lb. vibrator, spreader hold-down kit

### Options:

- Remote Grease Kit - Fits ALL SHPE spreaders (3022215)



3014199 - Variable Speed Controller



# ELECTRIC DRIVE SALT & SAND SPREADERS

**BULK SALT**

**AUGER**

**ELECTRIC**

**SAND/SALT MIX**

## SHPE1500 Series

3/4 Ton and 1 Ton Trucks

- Capacity: 1.45 cu. yds.
- Double-wall poly-molded hopper
- Material spread up to 30'
- Two 12-Volt direct drive gear motors (.5 HP for auger; .25 HP for spinner)
- 2.5" dia. stainless steel auger and trough
- Spinner assembly can be easily removed for cleaning and storage
- Includes top screen, poly tarp and tie-down kit, 12-Volt 200 lb. vibrator, spreader hold-down kit

### Options:

- Remote Grease Kit - Fits ALL SHPE spreaders (3022215)

*Not recommended for highway use*



3014199 - Variable Speed Controller



SHPE1500 Series





# ELECTRIC DRIVE SALT & SAND SPREADERS

**BULK SALT**

**AUGER**

**ELECTRIC**

**SAND/SALT MIX**

## SHPE2000 Series

3/4 Ton and 1 Ton Trucks

- Capacity: 2.00 cu. yds
- Double-wall poly-molded hopper
- Material spread up to 30'
- Two 12-Volt direct drive gear motors (.5 HP for auger; .25 HP for spinner)
- 2.5" dia. stainless steel auger and trough
- Spinner assembly can be easily removed for cleaning and storage
- Includes top screen, poly tarp and tie-down kit, 12-Volt 200 lb. vibrator, spreader hold-down kit

### Options:

- Remote Grease Kit - Fits ALL SHPE spreaders (3022215)

*Not recommended for highway use*



3014199 - Variable Speed Controller



SHPE2000 SERIES



# ELECTRIC DRIVE SALT & SAND SPREADERS

**BULK SALT**

**AUGER**

**ELECTRIC**

**SAND/SALT MIX**

## SHPE2250

1-ton trucks above 10,000 lbs. GVW

- Capacity: 2.20 cu. yds. (8')
- Poly-molded hopper
- Material spread up to 30'
- Two 12-Volt direct drive motors (.75 HP for auger; .5 HP for spinner)
- 5.25" FULL LENGTH variable pitch carbon steel auger and stainless steel trough

- Spinner assembly can be easily removed for cleaning and storage
- Includes Top screen, stainless steel inverted V, vinyl tarp with tie-down kit, 12-Volt 200 lb. vibrator

### Options:

- Remote Grease Kit - Fits ALL SHPE spreaders (3022215)

*Not recommended for highway use*



3016934 - Heavy Duty Variable Speed Controller

**5.25"  
DIAMETER  
FULL LENGTH  
VARIABLE PITCH  
AUGER**

**SaltDog**  
Buyers

**Adjustable  
Height  
Chute**

SHPE2250





# ELECTRIC DRIVE SALT & SAND SPREADERS

**BULK SALT**

**AUGER**

**ELECTRIC**

**SAND/SALT MIX**

## SHPE3000

13,000 lbs. GVW and above

- Capacity: 3 cu. yds. (8' 6").
- Double-wall poly-molded hopper
- Material spread up to 30'
- Two 12-Volt direct drive motors (.75 HP for auger; .5 HP for spinner)
- 6" dia. carbon steel auger and stainless steel trough
- Spinner assembly can be easily removed for cleaning and storage
- Double Doors: Interlocking gutter system and double-door lid channels water away
- Includes top screen, stainless steel inverted V, spreader tie-down kit, hinged poly lids, 12-Volt LED brake light, 12-Volt 400 lb. vibrator.

*Not recommended for highway use*



3016934 - Heavy Duty Variable Speed Controller



Adjustable Height Chute

SHPE3000



# ELECTRIC DRIVE SALT & SAND SPREADERS

**BULK SALT**

**AUGER**

**ELECTRIC**

**SAND/SALT MIX**

## SHPE4000

15,000 lbs. GVW and above

- Capacity: 4.0 cu. yds. (8' 4")
- Poly-molded hopper with stainless steel frame
- Material spread up to 30'
- Two 12-Volt direct drive motors (.75 HP for auger; .5 HP for spinner)
- 5.5" variable pitch auger
- Spinner assembly can be easily removed for cleaning and storage
- Includes top screen, stainless steel inverted V, vinyl tarp with tie-down kit, (2) 12-Volt 400 lb. vibrators.

*Not recommended for highway use*



3014199 - Variable Speed Controller





# ELECTRIC DRIVE SALT & SAND SPREADERS

**BULK SALT**    **AUGER**    **ELECTRIC**  
**SAND/SALT MIX**

## SHPE6000

Minimum GVW of 25,999 lbs.

- Capacity: 6.0 cu. yds. (10' 7")
- Poly-molded hopper with stainless steel frame
- Material spread up to 30'
- Two 12-Volt direct drive motors (.75 HP for auger; .5 HP for spinner).
- 6" variable pitch auger

- Weighs 1,000 lbs. less compared to steel/stainless steel
- Spinner assembly can be easily removed for cleaning and storage
- Includes two top screens, stainless steel inverted V, 12-Volt 900 lb. vibrator

### Options:

- Tarp kit available #3021928

*Not recommended for highway use*



3016934 - Heavy Duty Variable Speed Controller



**304SS  
FRAME &  
TROUGH**



# ELECTRIC DRIVE SALT & SAND SPREADERS

**BULK SALT**

**CONVEYOR**

**ELECTRIC**

**SAND/SALT MIX**

## 1400701SS

*3/4-ton and 1-ton trucks.*

- Capacity: 1.5 cu. yds. (6')
- 304 stainless steel hopper
- Material spread up to 30'
- Two 12-Volt direct drive motors (.75 HP for auger; .5 HP for spinner)
- Conveyor: 12" wide all-steel pintle chain
- Feedgate: Lever operated with friction lock for accurate adjustment
- Spinner Chute Assembly: Six-fin 14" polymer disc, Chute adjusts up to 11.5"
- Includes two top screens, stainless steel inverted V, hold-down kit.

## 1400601SS

*3/4-ton and 1-ton trucks.*

- Capacity: 1400601SS – 2.0 cu. yds. (8')
- 304 stainless steel hopper
- Material spread up to 30'
- Two 12-Volt direct drive motors (.75 HP for auger; .5 HP for spinner).
- Conveyor: 12" wide all-steel pintle chain
- Feedgate: Lever operated with friction lock for accurate adjustment
- Spinner Chute Assembly: Six-fin 14" polymer disc, Chute adjusts up to 11.5"
- Includes two top screens, stainless steel inverted V, hold-down kit.



3016934 - Heavy Duty Variable Speed Controller



3016934 - Heavy Duty Variable Speed Controller

**304SS**



**ADJUSTABLE  
CHUTE HAS  
STANDARD and  
EXTENDED  
POSITIONS**

1400601SS





# GAS DRIVE SALT & SAND SPREADERS

**BULK SALT**

**CONVEYOR**

**GASOLINE**

**SAND/SALT MIX**

## CARBON STEEL, STAINLESS STEEL, POLYMER

3/4 Ton and 1-Ton pickup, dump or platform trucks

- Capacity:  
Carbon Steel: 1.5 cu. yds. (6') and 2.0 cu. yds. (8')  
304 Stainless Steel: 1.5 cu. yds. (6'), 2 cu. yds. (8') and 2.5 cu. yds. (10').  
Polymer: 2.0 cu. yds. (8').
- Material spread up to to 30'
- 10.5 HP Briggs & Stratton Intek industrial/commercial gasoline engine. Comes equipped with alternator and 12-Volt electric starter.
- Conveyor: 12" wide steel pintle chain. Heavy-duty drive shaft is sealed with grease fittings. Idler shaft with sprocket has heavy-duty 1" diameter ball bearings.
- Conveyor Gear Case: Gear ratio is 20:1 with 1" input shaft and 1-1/8" output shaft on tapered roller bearings.
- Feedgate: Lever operated with friction lock for accurate adjustment.
- Includes two top screens, stainless steel inverted V, hold-down kit.



3010390  
Controller



1400200SS  
(Stainless Steel Hopper Spreader Kit)



1400050  
(Carbon Steel Hopper Spreader Kit)

**KITS INCLUDE:  
SPREADER,  
INVERTED "V"  
& TOP SCREEN**



1400050SS  
(Stainless Steel Hopper Spreader Kit)



1400400  
(Polymer Hopper Spreader Kit)



# MUNICIPAL HOPPER SPREADERS

**BULK SALT**

**CONVEYOR**

**GASOLINE**

**SAND/SALT MIX**

**HYDRAULIC**

## 3.5, 4 & 4.5 Cu. Yards

**GVW Chassis of 15,000 - 26,000 lbs**

(see [www.saltdogg.com](http://www.saltdogg.com) for specs by model number)

- Capacity:
  - 3.5 cu. yds. (8'),
  - 4 cu. yds. (9"),
  - 4.5 cu. yds. (10')
- 304 stainless steel hopper
- Material spread up to 30'
- Power Source:
  - Hydraulic Drive: Two Independent hydraulic motors
  - Gas Engine: 10.5 HP, Briggs & Stratton Intek.
- Adjustable Feedgate
- Conveyor: 12-1/2" all steel pintle chain
- Spinner Assembly: Four (4) external baffles (3 adjustable, 1 fixed).
- 18" poly spinner disc
- Includes hinged top screens



Optional LS1 Liquid Spray System  
(fits 4 & 4.5 yd.)



Optional Cab Guard  
(Part No. 1497051)

**304SS**

Shown with Optional Light Bar (Part No. 8891144)



1400475SS





# MUNICIPAL HOPPER SPREADERS

**BULK SALT**

**AUGER**

**HYDRAULIC**

**SAND/SALT MIX**

## 7 – 10 Cu. Yards

**GVW Minimum 26,000-33,000 lbs**

(see [www.SaltDogg.com](http://www.SaltDogg.com) for specs by model number)

- Capacity:
  - 7 cu. yds. (10')
  - 8 cu. yds. (11')
  - 9 cu. yds. (12')
  - 10 cu. yds. (14')
- 304 Stainless Steel Hopper
- Material spread up to 45'
- Hydraulic Drive: Two independent, direct-drive hydraulic motors
- 7" diameter auger with multi-pitch design
- Adjustable height spinner chute
- 18" poly spinner disc
- Includes six hinged top screens, built-in rubber side deflector mounts

**304SS**

**SaltDogg**  
Buyers

**7" DIAMETER  
AUGER with  
MULTI-PITCH  
DESIGN**

14710565SH



7" Hardened Auger



High Torque Auger Motor



2" Auger Bearing



Optional Rubber Side Deflectors  
Part No. 1492144



# MUNICIPAL HOPPER SPREADERS

**BULK SALT**

**CONVEYOR**

**HYDRAULIC**

**SAND/SALT MIX**

## 6 – 9 Cu. Yards

*Minimum 26,000 lbs., 33,000 lbs. or 35,000 lbs. GVW chassis.*

*(see [www.SaltDogg.com](http://www.SaltDogg.com) for specs by model number)*

- Capacity:
  - 6 cu. yds. (9')
  - 7 cu. yds. (10')
  - 8 cu. yds. (10')
  - 9 cu. yds. (10')
- 304 stainless steel hopper
- Material spread up to 40'.
- Power Source: Hydraulic Drive – two independent direct drive hydraulic motors (17 GPM @ 1,500 PSI). 15 gpm conveyor. 12 gpm spinner.
- Chute/Spinner Assembly: 304 stainless steel, with adjustments to accommodate varying body mounting heights. 6-fin poly spinner disc. Adjustable deflectors with overlapping corners provide a precision spread pattern.
- Feedgate: 304 stainless steel with scaled driver side screw jack adjustment.
- Conveyor: 24" wide with 2" diameter drive shaft. 50:1, 25:1 or 6:1 direct-drive gearbox with extended through-shaft for ground speed sensor. 1-1/2" diameter idler shaft with 4" adjustable range relubeable bearing.
- Includes: 4-section hinged top screens, stainless steel inverted V



145075SSH  
(shown with optional  
8891167 Lightbar and LS4  
Liquid Spray System)

### Key Options:

- Lane Changing Chute (3026067)
- Spreader Stand (3025885)
- Remote Grease Kit (3020624)
- Chain Lubricator Kit (3020625)
- Crank Up Chute Kit (3020626)
- Full Size Folding Stainless Steel Spreader Ladder (3022060)





# MUNICIPAL HOPPER SPREADERS

BULK SALT

CONVEYOR

HYDRAULIC

SAND/SALT MIX

## 10 – 16 Cu. Yards

Minimum 35,000 lbs., 38,000 lbs., 44,000 lbs, or 48,000 lbs. GVW chassis.

(see [www.SaltDogg.com](http://www.SaltDogg.com) for specs by model number)

- Capacity: 10 to 16 cu. yds. (12' to 15').
- 304 stainless steel hopper
- Material spread up to 40'.
- Power Source: Hydraulic Drive – two independent direct drive hydraulic motors (17 GPM @ 1,500 PSI). 15 gpm conveyor. 12 gpm spinner.
- Chute/Spinner Assembly: 304 stainless steel, with adjustments to accommodate varying body mounting heights. 6-fin poly spinner disc. Adjustable deflectors with overlapping corners provide a precision spread pattern.
- Feedgate: 304 stainless steel with scaled driver side screw jack adjustment.
- Conveyor: 24" wide with 2" diameter drive shaft. 50:1, 25:1 or 6:1 direct-drive gearbox with extended through-shaft for ground speed sensor. 1-1/2" diameter idler shaft with 4" adjustable range relubeable bearing.
- Includes: 4-section hinged top screens, stainless steel inverted V



1451057SSH  
(shown with optional  
LSSH Liquid Spray System  
and 12" side extensions)

### Key Options:

- Lane Changing Chute (3026067)
- Spreader Stands (3025886 & 3025887)
- Remote Grease Kit (3020624)
- Chain Lubricator Kit (3020625)
- Crank Up Chute Kit (3020626)
- Full Size Folding Stainless Steel Spreader Ladder (3022060)



# UNDER TAILGATE SPREADERS

**BULK SALT**

**CONVEYOR**

**HYDRAULIC**

**SAND/SALT MIX**

## HYDRAULIC MODELS

### 96" wide Dump Bodies

- Stainless steel or orange powder-coated carbon steel
- Material spread up to 40'
- Hydraulic power drives auger and spinner
- Standard discharge or left discharge
- 10-gauge trough has 3-point hinged bottom cover for easy access to entire auger assembly and one-person cleanout.
- 6" auger with 3/8" flighting
- 18" poly spinner
- Sealed, self-aligning 1-1/4" diameter radial bearings with grease fittings.

- Low-speed, high-torque orbital motors.
- Hydraulic safety lockout system.

### Options:

- Speed sensing motors
- Hard surface auger
- Riser end plates
- Stainless steel discs

### Accessories:

- Powder coated spill shields (Part No. 924F0106PR)
- Stainless steel spill shields (Part No. 924F0106SSPR)



92420SSA  
(standard discharge)



92425SSA  
(left discharge)

**AVAILABLE  
with STANDARD &  
LEFT DISCHARGE,  
8 or 15 inch  
SIDE SHIELDS**





# UNDER TAILGATE SPREADERS

BULK SALT

CONVEYOR

ELECTRIC

SAND/SALT MIX

## ELECTRIC MODELS

### 96" wide Dump Bodies

(for trucks without central hydraulics)

- 304 stainless steel
- Material spread up to 25'
- 12-Volt direct-drive motors power the auger and spinner.
- Standard discharge or center discharge
- 14" poly spinner and stainless steel dump body mounting plates
- 10-gauge trough has 3-point hinged bottom cover for easy access to entire auger assembly and one-person cleanout.

- 6" auger with 3/8" flighting
- Sealed, self-aligning 1-1/4" diameter radial bearings with grease fittings

### Accessories:

- Stainless steel spill shields (Part No. 924F0106SSPR)

*Not recommended for highway use*



3016934 - Heavy Duty Variable Speed Controller



92440SSA  
(standard discharge)

304SS

AVAILABLE with  
STANDARD and  
CENTER  
DISCHARGE



92441SSA  
(center discharge)



# REPLACEMENT TAILGATE SPREADER

**BULK SALT**

**AUGER**

**ELECTRIC**

**SAND/SALT MIX**

## 9035000

### 1-Ton/Super-Duty Dump Bodies

- 304 stainless steel body
- Material spread up to 25'
- Two 12-Volt direct drive motors (.75 HP for auger; .5 HP for spinner)
- Two augers, 5" O.D. x 2.4" I.D. x 20"L.
- 14" poly spinner.



3016934 - Heavy Duty Variable Speed Controller

## 5535000

### All DumperDogg® Dump Inserts

- 304 stainless steel body
- Material spread up to 25'
- Two 12-Volt direct drive motors (.75 HP for auger; .5 HP for spinner)
- Two augers, 5" O.D. x 2.4" I.D. x 20"L.
- 14" poly spinner.



3016934 - Heavy Duty Variable Speed Controller



9035000

304SS

5535000





# WALK BEHINDS

**BAGGED SALT**

**FLOWGATE**

## WB100B & WB200B

- 1.5 cubic feet poly hopper, 100 lbs
- 3-flap adjustable poly deflector
- Spread range up to 24 ft.
- Fully-welded frame
- 13" pneumatic tires
- Flow regulator with solid control linkage
- Additional fixed rear deflector
- Hopper screen
- Plastic rain cover
- Commercial grade stainless steel gears



WB100B  
carbon steel frame

WB200B  
stainless steel frame

## WB400

- 44" wide drop spreader is ideal for sidewalks and areas near sensitive foliage.
- 2.5 cu. ft. poly hopper with 200 lb. capacity.
- Stainless steel agitator and trough
- 90% assembled.
- Stainless steel main frame, discharge, auger and shaft assembly.
- Nylon bushings for smooth action.
- Large 13" pneumatic tires.
- Solid control linkage for discharge adjustment, and metal screen to prevent material jamming.
- Plastic rain cover

**BAGGED SALT**

**AGITATOR**



WB400



Salt Scoop Available  
part no. 9031110

# LIQUID SPRAY PRE-WETTING SYSTEMS

## FEATURES

- 12-volt, 3 GPM/45 PSI electric diaphragm pump
- Hydraulic Drive: 4.5 GPM @ 1,750 RPM (150 PSI) with Proportioning Valve, Bronze pump, bronze gears, stainless steel shaft
- 30-gallon polymer reservoir (48"L x 13"W x 14"T)
- 55-gallon polymer reservoir (34"L x 23"W x 26"T)
- 105-gallon polymer reservoir (69"L x 20"W x 25"T)
- Low Pressure – empty tank light/buzzer indicator
- In-cab variable speed pump control (electric models)
- Adjustable Hydraulic proportioning valve (hydraulic models)

- Systems include tank, pump, cab controller, hoses, fittings, ball valve, filter, wiring, connectors, stainless steel brackets and tie-downs
- Enclosed pump system for corrosion resistance
- 304 stainless steel mounts

## BENEFITS

- Provides more efficient salt distribution with fewer applications required
- Speeds the melting process and works at lower temperatures than salt
- Residual material on the pavement lasts longer
- Easy to use and maintain



LS1 & LS3 (55 gal. poly reservoir)



LS4 & LS5 (105 gal. poly reservoir)



LS4T (tailgate mount 105 gal. poly reservoir)



LS6 (30 gal. poly reservoir)



LS7 & LS8 (30 gal. poly reservoir)



LS102H (Hydraulic Enclosure with Proportioning Valve)

PART NO.	DESCRIPTION	FITS
LS1	12-Volt, Cab Control, 55 Gal. Poly Reservoir, V-Box Mount	4 cu. yd. +
LS2	12-Volt, Cab Control, Reservoir Excluded, V-Box Mount	3.5 cu. yd. +
LS3	12-Volt, Cab Control, Two 55 Gal. Poly Reservoirs, V-Box Mount	4 cu. yd. +
LS4	12-Volt, Cab Control, 105 Gal. Poly Reservoir, V-Box Mount	3.5 & 6 cu. yd. +
LS4H	Hydraulic, Cab Control, 105 Gal. Poly Reservoir, V-Box Mount	3.5 & 6 cu. yd. +
LS4T	12-Volt, Tailgate Mount, Cab Control, 105 Gal. Poly Reservoir	24" + tall tailgates
LS4TH	Hydraulic, Tailgate Mount, Cab Control, 105 Gal. Poly Reservoir	24" + tall tailgates
LS5	12-Volt, Cab Control, Two 105 Gal. Poly Reservoirs, V-Box Mount	3.5 & 7 cu. yd. +
LS5H	Hydraulic, Cab Control, Two 105 Gal. Poly Reservoirs, V-Box Mount	3.5 & 7 cu. yd. +
LS6	12-Volt, Cab Control, 30 Gal. Poly Reservoir, V-Box Mount	SHPE1500 & SHPE2000 Series
LS6H	Hydraulic, Cab Control, 30 Gal. Poly Reservoir, V-Box Mount	SHPE1500 & SHPE2000 Series
LS7	12-Volt, Cab Control, 30 Gal. Poly Reservoir, V-Box Mount	1400 Series
LS7H	Hydraulic, Cab Control, 30 Gal. Poly Reservoir, V-Box Mount	1400 Series
LS8	12-Volt, Cab Control, Two 30 Gal. Poly Reservoir, V-Box Mount	1400 Series
LS8H	Hydraulic, Cab Control, Two 30 Gal. Poly Reservoir, V-Box Mount	1400 Series
LS102	Enclosure Assembly, Electric, 3.0 GPM w/ Cab Controller	—
LS102H	Enclosure Assembly, Hydraulic, 4.5 GPM w/ Cab Controller	—

## REPLACEMENT PARTS

PART NO.	DESCRIPTION
WSE1	Spray System Controller, 12V
WSE3	12V Electric Diaphragm Pump, 3 GPM, 45 PSI
WSE4	Pressure Switch, 1/4" NPT
WSE10	Ball Valve, 1/2" NPT
WSE11	200 Micron Screen Filter, 3/4" NPT, 6 GPM
WSE75	Spray System Controller, Hydraulic



WSE1



WSE75



Buyers



# IN-BED LIQUID SPRAY SYSTEMS

6196335 for 6' beds  
6198335 for 8' beds

- 2" hitch mounted liquid spray system
- 335 gallon poly reservoir/bladder for 6' (#6196335) or 8' (#6198335) pick-up bed/ flatbed with built-in tie points
- 7 gallons per minute diaphragm pump dispenses up to 50 gallons per lane mile.
- 12 VDC, 28 amps max, rear quick connect harness
- In-cab on/off control, standard. Pressure switch activates pump on demand
- Quick Detach PVC spray bar
- Stainless steel pump cover w/ LED license plate light
- Light weight, reinforced polymer reservoir rolls-up for bulkhead storage.
- Optional: 3/8" x50' hose reel with adjustable hand-held spray nozzle for side walks, bus shelters and hard to reach areas.
- Quick and simple, one-person installation with hitch pin.
- Lightweight and better visibility than fixed tank systems



335 gal. poly bladder



adjustable spray nozzle - pressure switch activates pump on demand

## IN-BED LIQUID SPRAY SYSTEMS

PART NO.	DESCRIPTION
6196335	In-Bed Liquid Spray System for 6ft. Beds
6198335	In-Bed Liquid Spray System for 8ft. Beds
6190000	System without Reservoir
6191000	Optional Hose Reel with Adjustable Spray Nozzle
60191010	Optional Stainless Steel Hose Reel w/ Adjustable Spray Nozzle



# ACCESSORIES

## POLY SALT BOXES

- Durable, corrosion free construction
- Double panel, sloped lid with integral hasp
- Hand holds for ease of carrying
- Fork lift slots
- Stackable (9031100)
- 9031100: 36" W x 24" D x 30" H
- 9031105: 36" W x 24" D x 20" H (Ships UPS)
- 9031110: Salt Scoop



## LIGHT BAR KITS

- 8891144 44" LED Light Bar Kit Includes: Wire Harness, (2) LED STT lights, (2) LED Strobe Lights, (3) LED Marker lights, (2) LED Load Equalizers and Lightbar
- 8891167 66" LED Light Bar Kit Includes: Wire Harness, (4) LED STT lights, (2) LED Strobe lights, (2) LED SST lights, (3) LED Marker lights, (2) LED Load Equalizers and Lightbar
- 8891166 66" LED Light Bar Kit Includes: Same as 8891167, but includes (2) LED backup lights instead of (2) extra STT lights.



8891144 - 44" LED Light Bar Kit

304SS



8891167 - 66" LED Light Bar Kit

## DRIVEWAY MARKERS

- 5/16" x 48"
- Pencil end for easy staking
- Rounded end resists splintering
- 1308600: Orange Driveway Markers
- 1308605: Yellow Driveway Markers



## LIGHT OPTIONS FOR SPREADERS



1492100 - 5" 12V-24V Clear, 2.92 Amps, 35 Watts



1492110 - 5" 12V-24V, Clear, 54 LED's, .3 Amps, 375 Lumens



1492111 - 5" 12V-24V, Amber, 54 LED's, .3 Amps, 375 Lumens



1492115 - 5" 12V-24V, Clear, 6 LED's, 1.5 Amps, 1350 Lumens

BRIGHTER LED'S



1492116 - 5" 12V-24V, Amber, 6 LED's, 1.5 Amps, 1350 Lumens

## SHOVELDOGG

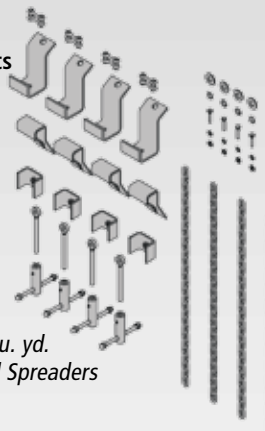
- Part No. 9001001
- 24" Reinforced mold board
- Durable, Poly construction for extreme cold
- Lightweight, corrosion free
- Tool-free snap-lock assembly



9001001

## TIE DOWN KIT


- Part No. 3010548
- Heavy-Duty Chain & Turn Buckle Tie Down Kit
- Zinc Plated Hardware
- Powder Coated Brackets



3010548 for 6-16 cu. yd. Municipal Spreaders

## DUMP BODY TAILGATE LOCK KIT

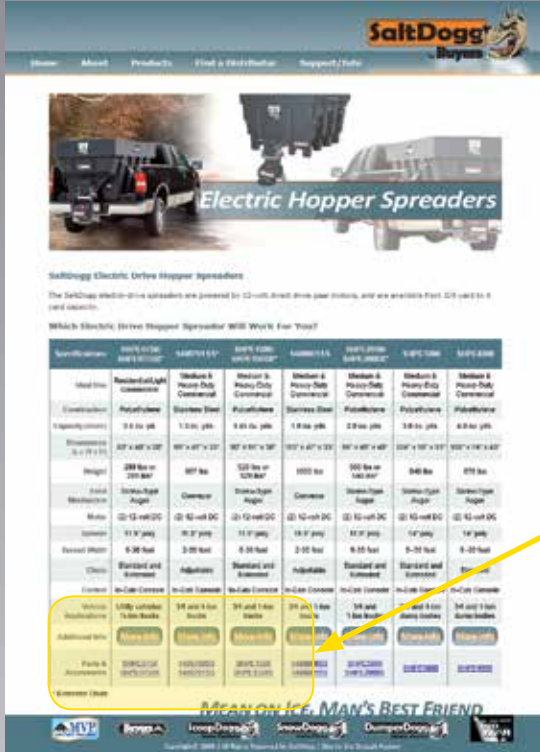
- Part No. 3008560
- 3" Structural Steel Channel
- 1.25" Pins
- Black Powder Coat Finish



3008560 for all Municipal Spreaders



# HOW TO LOCATE REPLACEMENT PARTS



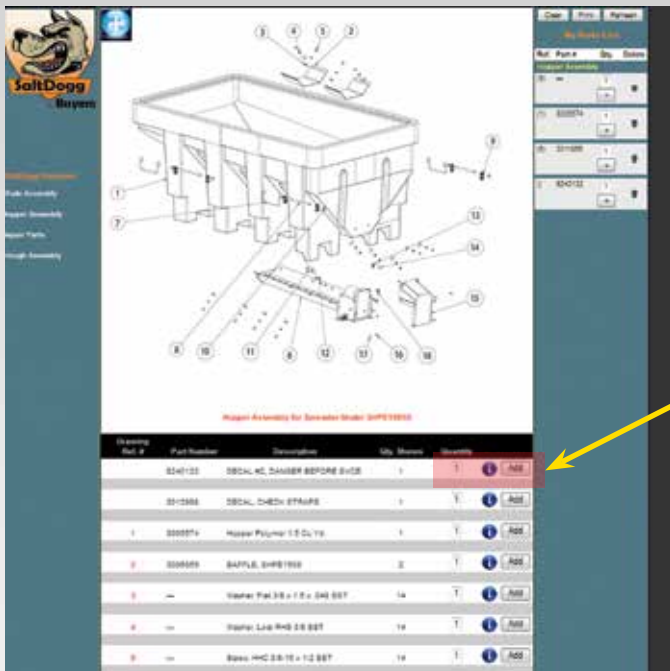
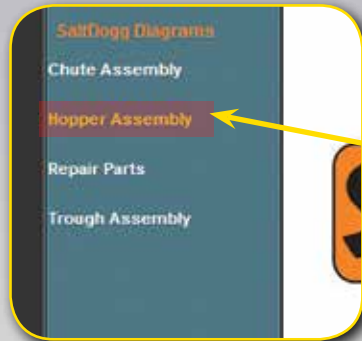
## STEP 1

- On the SaltDog home page, click **"Products"** from the main menu. Then, locate and click the desired spreader category; for example **"Electric Hopper Spreaders"**
- In the specifications chart for your spreader category, scroll down to the **"Parts and Accessories"** row – last row in the chart. Click **"More Info"** to enter the SaltDog Spreader Diagram page for your spreader



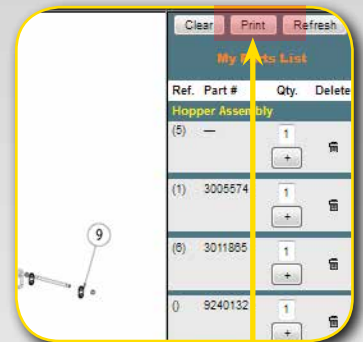
## STEP 2

- Select and click on a diagram link from the list on the left; for example **"Hopper Repair Parts"**.



## STEP 3

- From the diagram, which labels the parts by number, select the part number needed from the list below the diagram.
- Enter order quantity and click **"Add"**, which adds and displays your part in **"My Parts List"**, located in the column to the right of the diagram.
- Repeat until you have added all the parts you need. Then click **"Print"** to print the entire list and call, fax or email Customer Service with your order.





# SPECIFICATION CHART

PART NUMBER	CAPACITY	OVERALL HEIGHT	OVERALL WIDTH	OVERALL LENGTH	HOPPER WIDTH	HOPPER LENGTH	FEED MECHANISM
<b>WALK BEHINDS</b>							
WB100B	1.5 cu.ft./100 lb.	31.5"	26.5"	40"	22.5"	19"	Gravity Feed
WB200B	1.5 cu.ft./100 lb.	31.5"	26.5"	40"	22.5"	19"	Gravity Feed
WB400	2.5 cu.ft./200 lb.	35"	44"	45"	18.3"	43.1"	Gravity Feed
<b>TAILGATE</b>							
TGSUV1B	4.4 cu ft.	40.5"	22.5"	20.5"	21"	19"	Manual Open/Close Gate w/ Gravity
TGSUVPROA	4.4 cu. ft.	40.5"	22.5"	20.5"	21"	19"	Gravity Feed w/ Integral Auger Assist
TGS01B	8 cu. ft.	45.7"	29.7"	30.3"	26"	26"	Gravity Feed w/ Integral Auger Assist
TGS03	8 cu. ft.	45"	38"	30"	38"	28"	Horizontal Auger Feed
TGS05B	10.79 cu ft.	40.1"	54.3"	27.3"	52.25"	23"	Gravity Feed w/ Integral Auger Assist
TGS06	10 cu. ft.	40"	63"	27"	52"	26.9"	Manual Open/Close Gate w/ Gravity
TGS07	11 cu. ft.	46"	53"	31.5"	51"	26"	Horizontal Auger Feed
<b>ELECTRIC SLIDE IN</b>							
SHPE0750	0.75 cu. yds.	28"	48"	63.2"	48"	53"	2.5" Stainless Steel Auger & Trough
SHPE0750X	0.75 cu. yds.	28"	48"	63.2"	48"	53"	2.5" Stainless Steel Auger & Trough
SHPE1000	1.00 cu. yds	34"	48"	71.5"	48"	68"	2.5" Stainless Steel Auger & Trough
SHPE1000X	1.00 cu. yds	34"	48"	71.5"	48"	68"	2.5" Stainless Steel Auger & Trough
SHPE1500	1.5 cu. yds.	38"	50.5"	99.7"	50.5"	87.3"	2.5" Stainless Steel Auger & Trough
SHPE1500X	1.5 cu. yds.	38"	50.5"	99.7"	50.5"	87.3"	2.5" Stainless Steel Auger & Trough
SHPE2000	2 cu. yds.	40"	47.8"	100"	47.8"	96"	2.5" Stainless Steel Auger & Trough
SHPE2000X	2 cu. yds.	40"	47.8"	100"	47.8"	96"	2.5" Stainless Steel Auger & Trough
SHPE2250	2.2 cu. yds.	44"	48"	114.2"	48"	98.5"	5.25" Carbon Steel Variable Pitch Auger, Stainless Trough
SHPE3000	3 cu. yds.	52.7"	49.6"	123.7"	48"	114"	6" Carbon Steel Auger, Stainless Steel Trough
SHPE4000	4 cu. yds.	43.5"	74"	114.8"	74"	99.5"	5.5" Carbon Steel Auger, Stainless Steel Trough
SHPE6000	6 cu. yds.	57"	77"	133.5"	77"	127"	6" Carbon Steel Auger, Stainless Steel Trough
1400601SS	2.0 cu. yds.	32.1"	47"	110.8"	47"	96"	12"W Conveyor Chain
1400701SS	1.5 cu. yds.	32.1"	47"	86.8"	47"	72"	12"W Conveyor Chain

PART NUMBER	CAPACITY	OVERALL HEIGHT	OVERALL WIDTH	OVERALL LENGTH	HOPPER WIDTH	HOPPER LENGTH	FEED MECHANISM
<b>GAS SLIDE IN</b>							
1400200SS	1.5 cu. yds.	32.1"	47"	91.7"	47"	72"	12"W Conveyor Chain
1400250SS	1.5 cu. yds.	32.1"	47"	91.7"	47"	72"	12"W Conveyor Chain
1400050	2 cu. yds.	32.1"	47"	115.7"	47"	96"	12"W Conveyor Chain
1400100	2 cu. yds.	32.1"	47"	115.7"	47"	96"	12"W Conveyor Chain
1400505SS	2 cu. yds.	32.1"	47"	115.7"	47"	96"	12"W Conveyor Chain
1400100SS	2 cu. yds.	32.1"	47"	115.7"	47"	96"	12"W Conveyor Chain
1400400	2 cu. yds.	35"	47"	115.6"	47"	95.5"	12"W Conveyor Chain
1400450	2 cu. yds.	35"	47"	115.6"	47"	95.5"	12"W Conveyor Chain
1400300SS	2.5 cu. yds.	32.1"	47"	139.7"	47"	120"	12"W Conveyor Chain
1400350SS	2.5 cu. yds.	32.1"	47"	139.7"	47"	120"	12"W Conveyor Chain
<b>3.5, 4, 4.5 CU. YD. CONVEYOR MUNICIPAL</b>							
1400475SS	3.5 cu. yds.	45.5"	70"	115.9"	70"	96"	14.5"W Conveyor Chain
1400475SSH	3.5 cu. yds.	45.5"	70"	118.8"	70"	96"	14.5"W Conveyor Chain
1400500SS	4 cu. yds.	45.5"	70"	127.9"	70"	108"	14.5"W Conveyor Chain
1400500SSH	4 cu. yds.	45.5"	70"	130"	70"	108"	14.5"W Conveyor Chain
1400550SS	4.5 cu. yds.	45.5"	70"	138.9"	70"	120"	14.5"W Conveyor Chain
1400550SSH	4.5 cu. yds.	45.5"	70"	141.8"	70"	120"	14.5"W Conveyor Chain
<b>7-10 CU. YD. AUGER MUNICIPAL</b>							
1471056SSH	7 cu. yds.	55.25"	87.7"	157"	84"	120"	7" Hard Surface, Multi Pitch Auger
1471156SSH	8 cu. yds.	55.25"	87.7"	169"	84"	132"	7" Hard Surface, Multi Pitch Auger
1471256SSH	9 cu. yds.	55.25"	87.7"	181"	84"	144"	7" Hard Surface, Multi Pitch Auger
1471456SSH	10 cu. yds	55.25"	87.7"	205"	84"	168"	7" Hard Surface, Multi Pitch Auger



PART NUMBER	CAPACITY	OVERALL HEIGHT	OVERALL WIDTH	OVERALL LENGTH	HOPPER WIDTH	HOPPER LENGTH	FEED MECHANISM
<b>6-9 CU. YD. CONVEYOR MUNICIPAL</b>							
1450657SSH	6 cu. yds.	56.8"	82"	132"	82"	108"	24"W Conveyor, 50:1 Gearbox ratio
1425657SSH	6 cu. yds.	56.8"	82"	132"	82"	108"	24"W Conveyor, 25:1 Gearbox ratio
1406657SSH	6 cu. yds.	56.8"	82"	132"	82"	108"	24"W Conveyor, 6:1 Gearbox ratio
1450757SSH	7 cu. yds.	56.8"	82"	144"	82"	120"	24"W Conveyor, 50:1 Gearbox ratio
1425757SSH	7 cu. yds.	56.8"	82"	144"	82"	120"	24"W Conveyor, 25:1 Gearbox ratio
1406757SSH	7 cu. yds.	56.8"	82"	144"	82"	120"	24"W Conveyor, 6:1 Gearbox ratio
1450863SSH	8 cu. yds.	62.8"	82"	144"	82"	120"	24"W Conveyor, 50:1 Gearbox ratio
1425863SSH	8 cu. yds.	62.8"	82"	144"	82"	120"	24"W Conveyor, 25:1 Gearbox ratio
1406863SSH	8 cu. yds.	62.8"	82"	144"	82"	120"	24"W Conveyor, 6:1 Gearbox ratio
1450969SSH	9 cu. yds.	68.8"	82"	144"	82"	120"	24"W Conveyor, 50:1 Gearbox ratio
1425969SSH	9 cu. yds.	68.8"	82"	144"	82"	120"	24"W Conveyor, 25:1 Gearbox ratio
1406969SSH	9 cu. yds.	68.8"	82"	144"	82"	120"	24"W Conveyor, 6:1 Gearbox ratio
<b>10-16 CU. YD. CONVEYOR MUNICIPAL</b>							
1451057SSH	10 cu. yds.	56.8"	82"	167"	82"	144"	24"W Conveyor, 50:1 Gearbox ratio
1421057SSH	10 cu. yds.	56.8"	82"	167"	82"	144"	24"W Conveyor, 25:1 Gearbox ratio
1461057SSH	10 cu. yds.	56.8"	82"	167"	82"	144"	24"W Conveyor, 6:1 Gearbox ratio
1451163SSH	11 cu. yds.	62.8"	82"	167"	82"	144"	24"W Conveyor, 50:1 Gearbox ratio
1421163SSH	11 cu. yds.	62.8"	82"	167"	82"	144"	24"W Conveyor, 25:1 Gearbox ratio
1461163SSH	11 cu. yds.	62.8"	82"	167"	82"	144"	24"W Conveyor, 6:1 Gearbox ratio
1451369SSH	13 cu. yds.	68.8"	82"	167"	82"	144"	24"W Conveyor, 50:1 Gearbox ratio
1421369SSH	13 cu. yds.	68.8"	82"	167"	82"	144"	24"W Conveyor, 25:1 Gearbox ratio
1461369SSH	13 cu. yds.	68.8"	82"	167"	82"	144"	24"W Conveyor, 6:1 Gearbox ratio
1451257SSH	12 cu. yds.	56.8	82"	191"	82"	168"	24"W Conveyor, 50:1 Gearbox ratio
1421257SSH	12 cu. yds.	56.8	82"	191"	82"	168"	24"W Conveyor, 25:1 Gearbox ratio
1461257SSH	12 cu. yds.	56.8	82"	191"	82"	168"	24"W Conveyor, 6:1 Gearbox ratio
1451363SSH	13 cu. yds.	56.8	82"	191"	82"	168"	24"W Conveyor, 50:1 Gearbox ratio
1421363SSH	13 cu. yds.	56.8	82"	191"	82"	168"	24"W Conveyor, 25:1 Gearbox ratio
1461363SSH	13 cu. yds.	62.8"	82"	191"	82"	168"	24"W Conveyor, 6:1 Gearbox ratio
1451469SSH	14 cu. yds.	62.8"	82"	191"	82"	168"	24"W Conveyor, 50:1 Gearbox ratio
1421469SSH	14 cu. yds.	62.8"	82"	191"	82"	168"	24"W Conveyor, 25:1 Gearbox ratio
1461469SSH	14 cu. yds.	62.8"	82"	191"	82"	168"	24"W Conveyor, 6:1 Gearbox ratio

PART NUMBER	CAPACITY	OVERALL HEIGHT	OVERALL WIDTH	OVERALL LENGTH	HOPPER WIDTH	HOPPER LENGTH	FEED MECHANISM
<b>UNDER TAILGATE</b>							
92440SSA	N/A	31.25"/34.25"	96"	25"	N/A	N/A	6" Auger w/ 3/8" fighting
92441SSA <i>NEW</i>	N/A	31.25"/34.25"	96"	25"	N/A	N/A	6" Auger w/ 3/8" fighting
92420A	N/A	31.25"/34.25"	96"	18"	N/A	N/A	6" Auger w/ 3/8" fighting
92420SSA	N/A	31.25"/34.25"	96"	18"	N/A	N/A	6" Auger w/ 3/8" fighting
92421SSA <i>NEW</i>	N/A	38.00"/41.00"	96"	19"	N/A	N/A	6" Auger w/ 3/8" fighting
92425SSA	N/A	31.25"/34.25"	96"	18"	N/A	N/A	6" Auger w/ 3/8" fighting
92426SSA <i>NEW</i>	N/A	38.00"/41.00"	96"	19"	N/A	N/A	6" Auger w/ 3/8" fighting
92430A	N/A	31.25"/34.25"	96"	18"	N/A	N/A	6" Auger, 3/8" fighting, 5:1 Gearbox ratio
92430SSA	N/A	31.25"/34.25"	96"	18"	N/A	N/A	6" Auger, 3/8" fighting, 5:1 Gearbox ratio
<b>REPLACEMENT TAILGATE</b>							
9035000	N/A	36"	73" - 95"	22"	N/A	N/A	Dual Flight Augers With Mixing Tines
5535000	N/A	36"	73" - 95"	21.5"	N/A	N/A	Dual Flight Augers With Mixing Tines

# NOTHING WORKS LIKE A DOGG™



9049 Tyler Blvd. • Mentor, Ohio 44060  
Phone (440) 974-8888 • Fax (800) 841-8003  
Email: [orders@buyersproducts.com](mailto:orders@buyersproducts.com)

For more information visit [www.saltdogg.com](http://www.saltdogg.com)

Contact:

*Your Authorized SaltDogg® Distributor*

LITSPREADERS1314 Rev A

170713