

# PRO-LOK

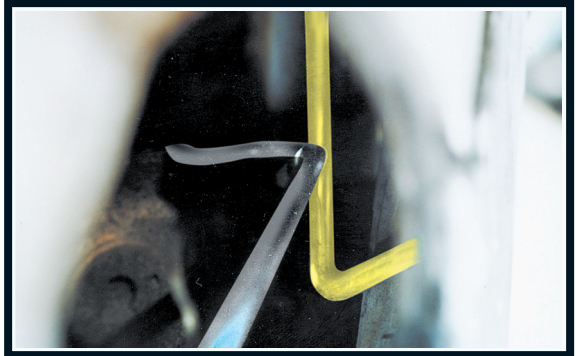

*Why Use Anything Else?*



## A016

*Corvette Tool*

The **A016** is a tool dedicated to the '84-'94 Chevrolet Corvette. To open the vehicle, insert the tip of the tool at the rear of the weatherstrip on the passenger door (see photo 1.) Feed the tool 4" to 5" down into the door cavity with the tip of the tool facing forward. Rotate the tool 90° counterclockwise, then lower another 1" to 2" until tool stops. Tip of tool is now pressed against door inner-panel. Rotate the tool counterclockwise to lever horizontal lock-unlock rod forward and unlock the door. (see photo 2.) Repeat as necessary.



**GENERAL APPLICATIONS:** A016 ; '84-'94 CHEVROLET CORVETTE *and various other models.*


## A017

*Porsche 928 Tool*

The **A017** 928 tool is designed to open the Porsche 928. This tool has been engineered to unlock the door without the use of a wedge or inspection light. To use the 928 Tool, insert the tip of the tool into the rear corner of the driver's door. Rotate the tool as you feed it into the car door, bringing the tip of the tool up under the interior door lock button (see photo 3.) Lift the tool slowly and gently after seeing the button move. Continue lifting until the button comes up all the way. Do not release the tool or the car will re-lock. When you hear the power door lock stop, lift the handle to open the door.



# PRO-LOK



**GENERAL APPLICATIONS :** A017 ; '78-'96 PORSCHE *model 928, driver's door only.*