

PRO-LOK

A043

Back - Flip Tool

Why Use Anything Else?






The A043 is a double-ended tool with a 'Back-facing' tip on one end and a 'U' on the other.

The 'U' Flip end is very effective on the Toyota Camry Sedan and Wagon. To open, gently wedge the weatherstrip away from the window glass, 11" forward of the rear edge of the door frame. Insert an inspection light and identify the bell crank pivot, extending through the metal inner-panel (see photo 1.) Insert the A043 at 14 1/2" from the rear edge of the door frame, with the tip of the tool facing rearward. Lower the tool 8 1/2" down into the door cavity and rotate it 75° clockwise. Lift the tool 2 1/2". When the tip of the tool contacts the bell crank, you will see the button move. Rotate the tool clockwise to move the bell crank forward and unlock the door.

The Camry Coupe also may be opened with the above method, except the tool is inserted at 10" from the rear edge of the glass, lowered to a depth of 10", rotated 45° and lifted 3" to contact the bell crank.

To use the 'Back-Facing' end of the tool, gently wedge the weatherstrip away from the window glass and insert an inspection light. Identify the guard plate or metal inner panel which protects the horizontal lock-unlock rod. Insert the A043 and lower the tool down into the door cavity. Rotate the tool beneath the guard plate or metal inner-panel. Lift the tip of the tool up behind the obstruction. Rotate the tip over the lock-unlock rod and lower the tip onto the rod. Twist the tool to bind the rod and travel it in the direction required to unlock the door (see photos 2 & 3.)



GENERAL APPLICATIONS : *This tool works on vehicles equipped with horizontal rods found on some: ACURA, BUICK, HONDA, INFINITI, ISUZU, NISSAN, OLDSMOBILE, PONTIAC, TOYOTA and various other models.*