

PRO-LOK

A041

Behind The Glass Tool

Why Use Anything Else?



The A041 has a modified “under and over” hook used to access hard to reach horizontal rods.

Some horizontal lock-unlock rods are located behind the window glass or metal inner-panels, making them difficult or impossible to grab with the tip of a ‘straight across’ tool. (see photos 1-3.)




To use the A041, gently wedge the weatherstrip away from the window glass.

Insert an inspection light and identify the rods and/or the metal inner-panel. Insert the A041 and lower the tool down into the door cavity.

Rotate the tool beneath the bottom edge of the window glass or metal inner-panel.

Lift the tool up and then set the tip down on the lock-unlock rod.

Twist the tool to bind the rod and travel it in the direction required to unlock the door (see photos 1-3.)



GENERAL APPLICATIONS : *This tool works on vehicles equipped with horizontal rods found on some: ACURA, CHRYSLER, DODGE, FORD, INFINITI, LINCOLN, MERCURY, MITSUBISHI, NISSAN, PORSCHE, SATURN, VOLKSWAGEN, TOYOTA and various other models.*